

www.shfltd.com



SHF

INVENTORY - WE HAVE IT!



CRIMP FITTINGS, ADAPTERS AND INSTRUMENTATION PRODUCTS CATALOG

STAINLESS HOSE FITTINGS, LTD.

ABOUT STAINLESS HOSE FITTINGS:

Stainless Hose Fittings, Ltd. was founded in 2002, evolving from 50+ years of hose, coupling and precision machining experience spanning two generations, located in Houston, Texas.

Our core focus is stainless crimp fittings and adapters for the hydraulic industry, but our full offering includes reuseables, hose barbs, push ons, instrumentation fittings, metal hose weld on fittings, flange adapters, valves, tubing, in addition to our ability to engineer and manufacture custom fittings.

Specializing in stainless steel and stocking one of the largest in house inventories of parts in North America has allowed us to compete on a global level.

We offer superior quality products, competitive pricing, and a vast inventory available for same day shipment.

Every SHF part has a heat code traceability marking. Parts are produced meeting ISO 9002 quality standards and conform to SAE and DIN norms.

Custom branding and marking available on most fittings.

We look forward to helping with your stainless needs,

Michael Chapman
Director

832-456-2000

www.shfltd.com

8103 Red Bluff Rd. Pasadena, TX 77507



All dimensions within this Catalog are subject to change without notice, and provided for reference only.

Revision 2

www.shfltd.com

Phone: 832.456.2000



TABLE OF CONTENTS

1 - CRIMP FITTINGS.....	2	7 - METRIC DIN FITTINGS	219
SHFAA SERIES.....	2	MALE X MJIC.....	221
SHFBW SERIES.....	9	MALE CONNECTORS.....	221
SHFHY SERIES.....	22	UNION.....	226
SHFJJ SERIES.....	33	UNION ELBOW.....	227
SHF43 SERIES.....	38	UNION TEE.....	228
SHF55 SERIES.....	54	BULKHEAD UNION.....	229
SHF58 SERIES.....	56	SWIVEL ADJUSTABLE ELBOW.....	230
SHF71 SERIES.....	58	SWIVEL ADJUSTABLE RUN TEE.....	231
SHF77 SERIES.....	62	TUBE CAP.....	232
SHF78 SERIES.....	64	PLUG.....	233
SHF90L SERIES.....	72	BITE RING.....	234
SHF91 SERIES.....	74	NUT.....	234
2 - REUSABLES	82	8 - VALVES.....	235
BM SERIES 100R2T.....	83	BALL VALVES.....	238
BN SERIES 100R5.....	84	210 SERIES BALL VALVE.....	238
SHF90 SERIES.....	86	210 SERIES – KEY OPERATIONAL.....	239
3 - HOSE BARB.....	87	120 SERIES BALL VALVE.....	240
MALE NPT.....	88	360 SERIES BALL VALVE.....	241
MALE NPT 45°.....		SHF 10K BALL VALVE.....	244
MALE NPT 90°.....		CHECK VALVES.....	245
FEMALE PIPE SWIVEL.....	89	CHECK VALVE.....	245
FEMALE JIC 37° SWIVEL.....	90	ONE-PIECE CHECK VALVE.....	246
TEE.....	90	ONE-PIECE ADJUSTABLE CHECK VALVE.....	247
STAND PIPE (TUBE STUB).....	91	ADJUSTABLE CHECK VALVE.....	247
4 - PUSH ONS	92	HIGH PRESSURE CHECK VALVE.....	248
MALE PIPE.....	93	PLUG VALVES.....	249
FEMALE JIC 37° SWIVEL.....	93	BLEED & PURGE VALVE.....	250
SWIVEL FEMALE O-RING FACE SEAL.....	94	INTEGRAL BONNET BAR NEEDLE.....	252
HOSE MENDER UNION.....	94	UNION BONNET NEEDLE VALVES.....	253
SWIVEL FEMALE 45° SAE FLARE.....	95	RELIEF VALVES.....	254
STAND PIPE (TUBE STUB).....	95	QUICK CONNECTS.....	256
5 - ADAPTERS	96	9 - METAL HOSE WELD ONS	258
37° FLARE TUBE FITTINGS.....	96	HEX WELD ON X MALE NPT.....	260
INSTRUMENT PIPE FITTINGS.....	136	MALE NPT CAST HEX WELD ON.....	260
O-RING FACE SEAL ADAPTERS.....	154	FEMALE NPT CAST HEX WELD ON.....	260
BSP ADAPTERS.....	160	HEX WELD ON X MALE JIC.....	261
CODE 61/62 FLANGE ADAPTERS.....	168	MJIC X COUNTER BORE FOR PIPE.....	261
6 - INSTRUMENTATION FITTINGS	176	MJIC X COUNTER BORE FOR TUBE.....	261
AN TUBE.....	180	HEX WELD ON X FEMALE JIC.....	262
CONNECTOR.....	182	CODE 61 FLANGE X COUNTER BORE.....	263
ELBOWS.....	191	CODE 62 FLANGE X COUNTER BORE.....	263
O-RING FACE SEAL.....	196	HEX WELD ON X FEMALE O-RING FACE SEAL.....	264
PLUG & CAPS.....	198	HEX WELD ON X SWIVEL FEMALE BSP 60°.....	265
TUBE STUB CONNECTORS.....	199	CARBON HEX WELD ON SERIES.....	265
TEES.....	204	MALE NPT.....	265
UNIONS.....	211	FEMALE JIC 37° SWIVEL.....	265
WELD ENDS.....	214	FEMALE O-RING FACE SEAL.....	266
SPARE PARTS.....	216	SCHEDULE 40 TOE NIPPLE.....	267
		10 - TUBING	267
		INDEX	268-272



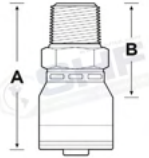
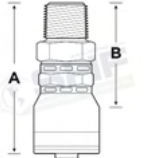
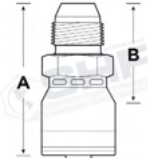

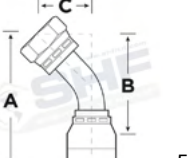
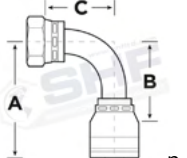
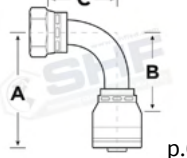
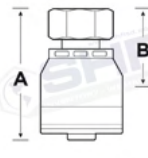
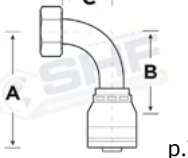
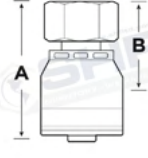
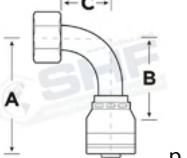
SHFAA CRIMP FITTINGS

SAE 100R1, R2, R16, R17
DIN 1SN, 2SN 316 SS

SECTION 1 CRIMP FITTINGS

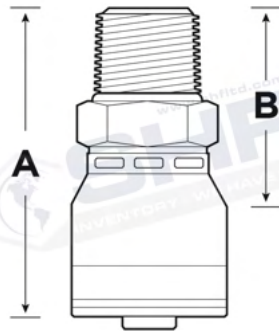
SHFAA	p.2-8
SHFBW	p.9-21
SHFHY	p.22-32
SHFJJ	p.33-37
SHF43	p.38-53
SHF55	p.54-55
SHF58	p.56-57
SHF71	p.58-61
SHF77	p.62-63
SHF78	p.64-71
SHF90L	p.72-73
SHF91	p.74-81



NPT PIPE	SHFAA MALE NPT PIPE - RIGID  p.4	SHFAA MALE NPT PIPE - SWIVEL  p.4	JIC 37°	SHFAA MALE JIC 37° - RIGID  p.4
	SHFAA FEMALE JIC 37° SWIVEL  p.5	SHFAA FEMALE JIC 37° SWIVEL-45  p.5		SHFAA FEMALE JIC 37° SWIVEL-90°  p.5
SHFAA FEMALE ORFS SWIVEL - 90°  p.6	FEMALE DIN SWIVEL	SHFAA DIN 24° LIGHT - STRAIGHT  p.7	SHFAA DIN 24° LIGHT - 90°  p.7	SHFAA DIN 24° HEAVY - STRAIGHT  p.8
SHFAA DIN 24° HEAVY - 90°  p.8				

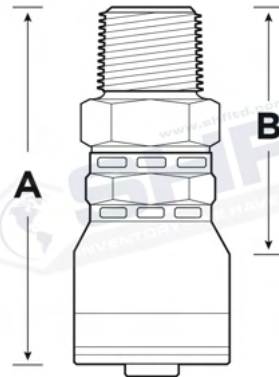


Male NPT Pipe - Rigid



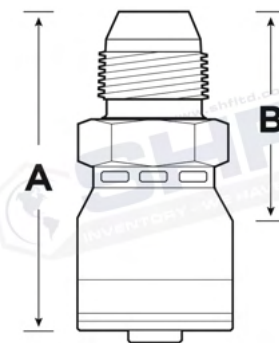
PART NO.	HOSE ID	THREAD	A OAL	B CUT-OFF
SHFAA-04-04MP	1/4	1/4-18	1.904	1.315
SHFAA-06-06MP	3/8	3/8-18	2.07	1.444
SHFAA-08-08MP	1/2	1/2-14	2.51	1.7
SHFAA-12-12MP	3/4	3/4-14	2.65	1.77
SHFAA-16-16MP	1	1-11 1/2	3.07	2.015
SHFAA-20-20MP	1-1/4	1 1/4-11 1/2	3.235	1.96
SHFAA-24-24MP	1-1/2	1 1/2-11	3.96	2.16
SHFAA-32-32MP	2	2-11 1/2	4.29	2.755

Male NPT Pipe - Swivel



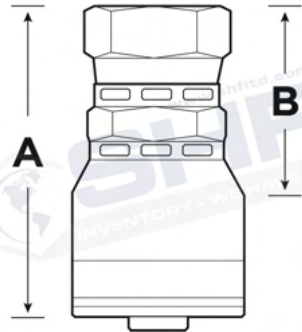
PART NO.	HOSE ID	THREAD	A OAL	B CUT-OFF
SHFAA-04-04MS	1/4	1/4-18	-	-
SHFAA-06-06MS	3/8	3/8-18	-	-
SHFAA-08-08MS	1/2	1/2-14	-	-
SHFAA-12-12MS	3/4	3/4-14	-	-
SHFAA-16-16MS	1	1-11 1/2	-	-
SHFAA-20-20MS	1-1/4	1 1/4-11 1/2	-	-
SHFAA-24-24MS	1-1/2	1 1/2-11	-	-
SHFAA-32-32MS	2	2-11 1/2	-	-

Male JIC 37° - Rigid



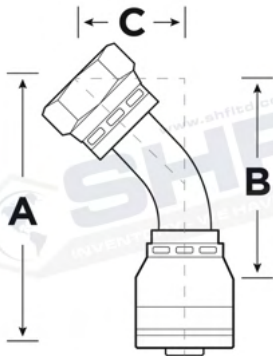
PART NO.	HOSE ID	THREAD	A OAL	B CUT-OFF
SHFAA-04-04MJ	1/4	7/16-20	-	-
SHFAA-06-06MJ	3/8	9/16-18	-	-
SHFAA-08-08MJ	1/2	3/4-16	-	-
SHFAA-12-12MJ	3/4	1 1/16-12	-	-
SHFAA-16-16MJ	1	15/16-12	-	-
SHFAA-20-20MJ	1-1/4	1 5/8-12	-	-
SHFAA-24-24MJ	1-1/2	1 7/8-12	-	-
SHFAA-32-32MJ	2	2 1/2-12	-	-

Female JIC 37° Swivel - Straight



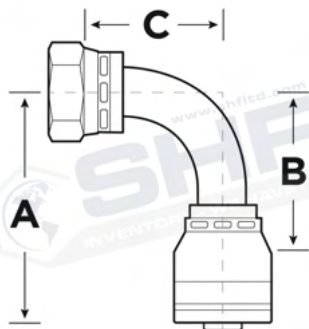
PART NO	HOSE ID	THREAD	A OAL	B CUT-OFF
SHFAA-04-04FJ	1/4	7/16-20	1.835	1.150
SHFAA-04-06FJ	1/4	9/16-18	-	-
SHFAA-06-06FJ	3/8	9/16-18	2.015	1.285
SHFAA-06-08FJ	3/8	3/4-16	-	-
SHFAA-08-08FJ	1/2	3/4-16	2.345	1.435
SHFAA-08-10FJ	1/2	7/8-14	-	-
SHFAA-10-10FJ	5/8	7/8-14	2.440	1.530
SHFAA-12-12FJ	3/4	1 1/16-12	2.615	1.655
SHFAA-16-16FJ	1	1 5/16-12	3.120	1.945
SHFAA-20-20FJ	1 1/4	1 5/8-12	-	-
SHFAA-24-24FJ	1 1/2	1 7/8-12	-	-
SHFAA-32-32FJ	2	2 1/2-12	-	-

Female JIC 37° Swivel - 45°



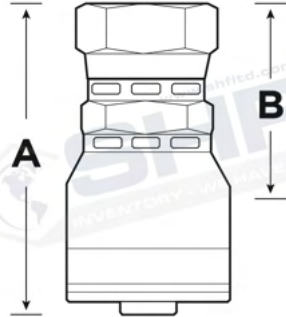
PART NO.	HOSE ID	THREAD	A OAL	B CUT OFF
SHFAA-04-04FJ45	1/4	7/16-20	-	-
SHFAA-06-06FJ45	3/8	9/16-18	-	-
SHFAA-06-08FJ45	3/8	3/4-16	-	-
SHFAA-08-08FJ45	1/2	3/4-16	-	-
SHFAA-10-10FJ45	5/8	7/8-14	-	-
SHFAA-12-1245FJ	3/4	1 1/16-12	-	-
SHFAA-16-16FJ45	1	1 5/16-12	-	-

Female JIC 37° Swivel - 90°



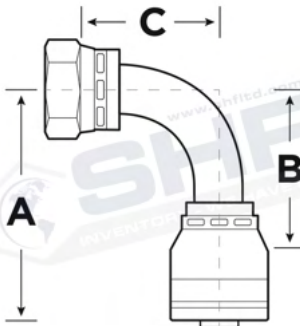
PART NO	HOSE ID	THREAD	A OAL	B CUT-OFF	C DROP
SHFAA-04-04FJ90	1/4	7/16-20	1.815	0.970	0.681
SHFAA-06-06FJ90	3/8	9/16-18	2.106	1.370	0.905
SHFAA-06-08FJ90	3/8	3/4-16	2.421	-	1.102
SHFAA-08-08FJ90	1/2	3/4-16	2.531	1.525	1.142
SHFAA-10-10FJ90	5/8	7/8-14	3.031	2.055	1.260
SHFAA-12-12FJ90	3/4	1 1/16-12	3.252	2.270	1.890
SHFAA-16-16FJ90	1	1 5/16-12	3.906	2.875	2.283

Female ORFS (O-Ring Face Seal) - Straight



PART NO.	HOSE ID	THREAD	A OAL	B CUT-OFF
SHFAA-04-04OFS	1/4	9/16-18	-	-
SHFAA-04-06OFS	1/4	11/16-16	-	-
SHFAA-06-06OFS	3/8	11/16-16	-	-
SHFAA-06-08OFS	3/8	13/16-16	-	-
SHFAA-08-08OFS	1/2	13/16-16	-	-
SHFAA-08-10OFS	1/2	1-14	-	-
SHFAA-10-10OFS	5/8	1-14	-	-
SHFAA-12-12OFS	3/4	1 13/16-12	-	-
SHFAA-12-16OFS	3/4	1 7/16-12	-	-
SHFAA-16-16OFS	1	1 7/16-12	-	-
SHFAA-20-20OFS	1 1/4	1 11/16-12	-	-
SHFAA-24-24OFS	1 1/2	2-12	-	-

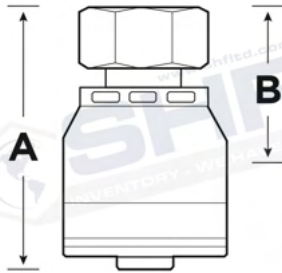
Female ORFS (O-Ring Face Seal) - 90°



PART NO	HOSE ID	THREAD	A OAL	B CUT-OFF	C DROP
SHFAA-04-04OFS90	1/4	9/16-18	-	-	-
SHFAA-04-06OFS90	1/4	11/16-16	-	-	-
SHFAA-06-06OFS90	3/8	11/16-16	-	-	-
SHFAA-06-08OFS90	3/8	13/16-16	-	-	-
SHFAA-08-08OFS90	1/2	13/16-16	-	-	-
SHFAA-08-10OFS90	1/2	1-14	-	-	-
SHFAA-10-10OFS90	5/8	1-14	-	-	-
SHFAA-12-12OFS90	3/4	1 13/16-12	-	-	-
SHFAA-12-16OFS90	3/4	1 7/16-12	-	-	-
SHFAA-16-16OFS90	1	1 7/16-12	-	-	-
SHFAA-20-20OFS90	1 1/4	1 11/16-12	-	-	-
SHFAA-24-24OFS90	1 1/2	2-12	-	-	-

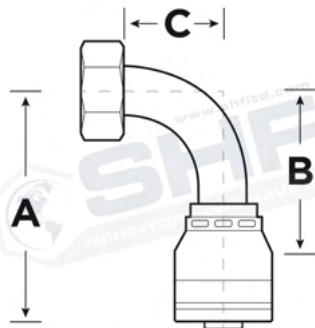


DIN 24° Light - Straight



PART NO	HOSE ID	THREAD	A OAL	B CUT-OFF
SHFAA-04-06L	1/4	M 12 x 1.5	-	-
SHFAA-04-08L	1/4	M 14 x 1.5	-	-
SHFAA-06-10L	3/8	M 16 x 1.5	-	-
SHFAA-06-12L	3/8	M 18 x 1.5	-	-
SHFAA-08-15L	1/2	M 22 x 1.5	-	-
SHFAA-10-18L	5/8	M 26 x 1.5	-	-
SHFAA-12-22L	3/4	M 30 x 2.0	-	-
SHFAA-16-28L	1	M 36 x 2.0	-	-

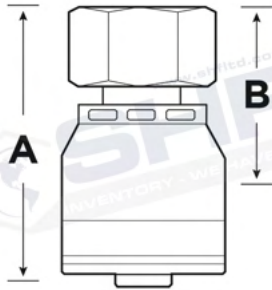
DIN 24° Light - 90°



PART NO	HOSE ID	THREAD	A OAL	B CUT OFF	C DROP
SHFAA-04-06L90	1/4	M 12 x 1.5	-	-	-
SHFAA-04-08L90	1/4	M 14 x 1.5	-	-	-
SHFAA-06-10L90	3/8	M 16 x 1.5	-	-	-
SHFAA-06-12L90	3/8	M 18 x 1.5	-	-	-
SHFAA-08-15L90	1/2	M 22 x 1.5	-	-	-
SHFAA-10-18L90	5/8	M 26 x 2.0	-	-	-
SHFAA-12-22L90	3/4	M 30 x 2.0	-	-	-
SHFAA-16-28S90	1	M 36 x 2.0	-	-	-

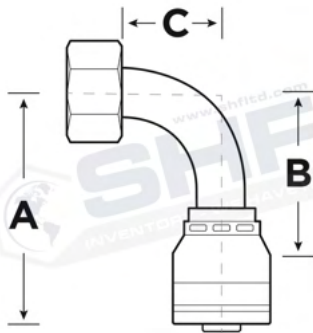


DIN 24° Heavy - Straight



PART NO	HOSE ID	THREAD	A OAL	B CUT-OFF
SHFAA-04-08S	1/4	M 16 x 1.5	-	-
SHFAA-04-10S	1/4	M 18 x 1.5	-	-
SHFAA-06-12S	3/8	M 20 x 1.5	-	-
SHFAA-06-14S	3/8	M 22 x 1.5	-	-
SHFAA-08-16S	1/2	M 24 x 1.5	-	-
SHFAA-10-20S	5/8	M 30 x 2.0	-	-
SHFAA-12-25S	3/4	M 36 x 2.0	-	-
SHFAA-16-30S	1	M 42 x 2.0	-	-

DIN 24° Heavy - 90°



PART NO	HOSE ID	THREAD	A OAL	B CUT OFF	C DROP
SHFAA-04-08S90	1/4	M 16 x 1.5	-	-	-
SHFAA-04-10S90	1/4	M 18 x 1.5	-	-	-
SHFAA-06-12S90	3/8	M 20 x 1.5	-	-	-
SHFAA-06-14S90	3/8	M 22 x 1.5	-	-	-
SHFAA-08-16S90	1/2	M 24 x 1.5	-	-	-
SHFAA-10-20S90	5/8	M 30 x 2.0	-	-	-
SHFAA-12-25S90	3/4	M 36 x 2.0	-	-	-
SHFAA-16-30S90	1	M 42 x 2.0	-	-	-





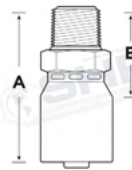
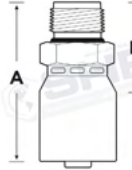
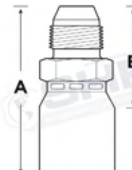
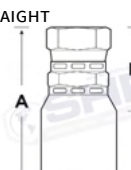
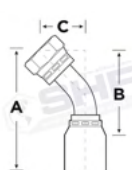
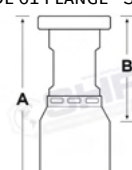
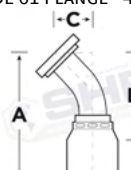
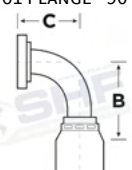
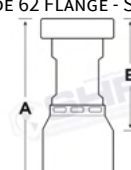
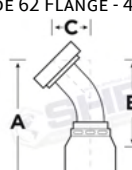
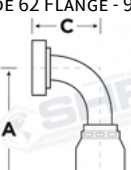
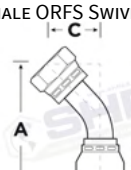
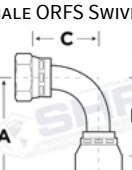

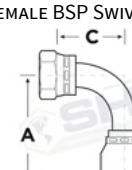
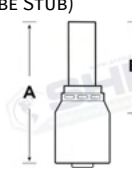

SECTION 1
CRIMP FITTINGS

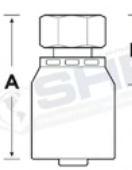
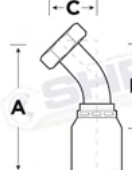
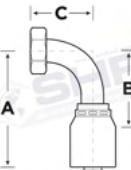
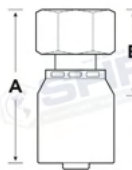
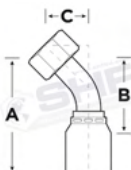
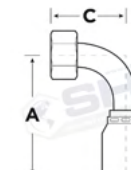
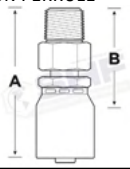
- SHFAA p.2-8
- SHFBW p.9-21**
- SHFHY p.22-32
- SHFJJ p.33-37
- SHF43 p.38-53
- SHF55 p.54-55
- SHF58 p.56-57
- SHF71 p.58-61
- SHF77 p.62-63
- SHF78 p.64-71
- SHF90L p.72-73
- SHF91 p.74-81

SHFBW CRIMP FITTINGS

SAE 100R1, R2, R12, R13-1"
4SH - 1 1/2"
316SS

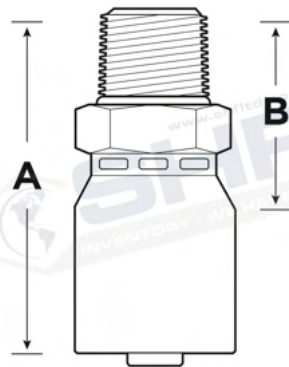


NPT PIPE	SHFBW MALE NPT PIPE - RIGID  p.12	MALE O-RING BOSS	SHFBW MORB  p.12	
	SHFBW MALE JIC 37° RIGID  p.12		SHFBW FEMALE JIC 37° SWIVEL STRAIGHT  p.13	SHFBW FEMALE JIC 37° SWIVEL 45°  p.13
CODE 61 FLANGE	SHFBW CODE 61 FLANGE - STRAIGHT  p.14	SHFBW CODE 61 FLANGE - 45°  p.14	SHFBW CODE 61 FLANGE - 90°  p.14	CODE 62 FLANGE
	SHFBW CODE 62 FLANGE - STRAIGHT  p.15	SHFBW CODE 62 FLANGE - 45°  p.15	SHFBW CODE 62 FLANGE - 90°  p.15	
SHFBW FEMALE ORFS SWIVEL - 45°  p.16	SHFBW FEMALE ORFS SWIVEL - 90°  p.16	FEMALE BSP 60° CONE SWIVEL	SHFBW FEMALE BSP SWIVEL  p.17	SHFBW FEMALE BSP SWIVEL - 90°  p.17
TUBING	SHFBW METRIC STAND PIPE (TUBE STUB)  p.18		SHFBW LIFE SAVER TUBING (COUNTERBORE FOR TUBING)  p.18	

FEMALE DIN SWIVEL	SHFBW DIN 24° LIGHT - STRAIGHT  p.19	SHFBW DIN 24° LIGHT - 45°  p.19	SHFBW DIN 24° LIGHT - 90°  p.19	SHFBW DIN 24° HEAVY - STRAIGHT  p.20
	SHFBW DIN 24° HEAVY - 45°  p.20	SHFBW DIN 24° HEAVY - 90°  p.20	BOP MALE NPT	SHFBW MPX (EXTRA LONG HEX) CARBON FERRULE  p.21

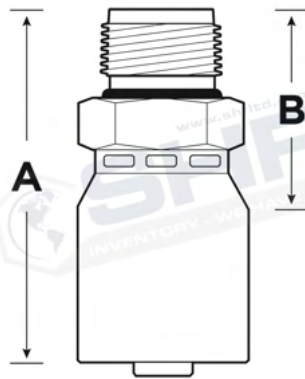


Male NPT Pipe - Rigid



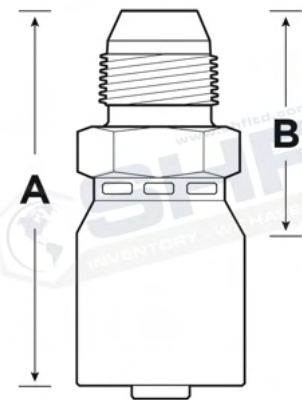
PART NO	HOSE ID	THREAD	A OAL	B CUT-OFF
SHFBW-06-06MP	3/8	3/8-18	2.402	1.779
SHFBW-08-08MP	1/2	1/2-14	2.659	1.452
SHFBW-12-12MP	3/4	3/4-14	3.296	2.037
SHFBW-16-12MP	1	1-11 1/2	3.709	1.897
SHFBW-16-16MP	1	1-11 1/2	3.709	1.897
SHFBW-20-20MP	1 1/4	1 1/4-11 1/2	4.252	2.016
SHFBW-24-24MP	1 1/2	1 1/2-11 1/2	4.780	2.665
SHFBW-32-32MP	2	2-11 1/2	5.590	2.845

Male O-Ring Boss SAE Straight Thread - Rigid



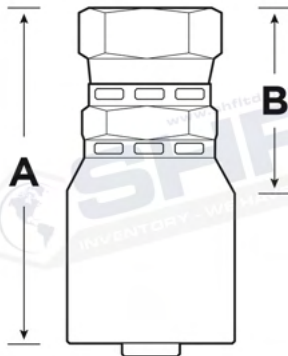
PART NO	HOSE ID	THREAD	A OAL	B CUT-OFF
SHFBW-06-06RA	3/8	7/16-20	-	-
SHFBW-08-08RA	1/2	3/4-16	-	-
SHFBW-12-12RA	3/4	1 1/16-12	-	-
SHFBW-16-16RA	1	1 5/16-12	-	-
SHFBW-20-20RA	1 1/4	1 5/8-12	-	-
SHFBW-24-24RA	1 1/2	1 7/8-12	-	-
SHFBW-32-32RA	2	2 1/2-12	-	-

Male JIC 37° - Rigid



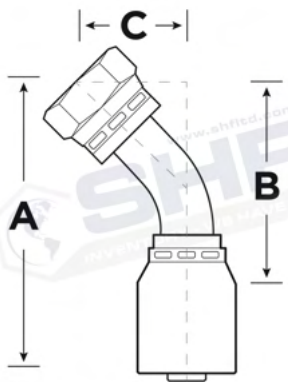
PART NO	HOSE ID	THREAD	A OAL	B CUT OFF
SHFBW-06-06MJ	3/8	9/16-18	-	-
SHFBW-08-08MJ	1/2	3/4-16	-	-
SHFBW-12-12MJ	3/4	1 1/16-12	3.154	1.746
SHFBW-16-16MJ	1	1 5/16-12	3.410	1.844
SHFBW-20-20MJ	1 1/4	1 5/8-12	-	-
SHFBW-24-24MJ	1 1/2	1 7/8-12	-	-
SHFBW-32-32MJ	2	2 1/2-12	-	-

Female JIC 37° Swivel - Straight



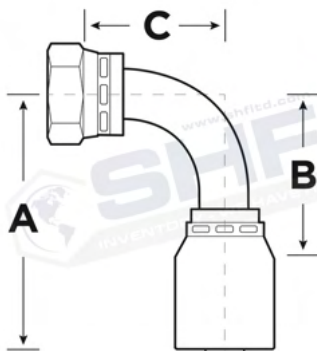
PART NO.	HOSE ID	THREAD	A OAL	B CUT-OFF
SHFBW-06-06FJ	3/8	9/16-18	2.504	1.384
SHFBW-08-08FJ	1/2	3/4-16	2.617	1.437
SHFBW-10-10FJ	5/8	7/8-14	3.583	1.705
SHFBW-12-12FJ	3/4	1 1/16-12	3.447	1.779
SHFBW-16-12FJ	1	1 1/16-12	3.71	1.59
SHFBW-16-16FJ	1	1 5/16-12	3.779	2.037
SHFBW-16-20FJ	1	1 5/8-12	3.993	2.168
SHFBW-20-20FJ	1 1/4	1 5/8-12	4.517	2.373
SHFBW-24-24FJ	1 1/2	1 7/8-12	4.818	2.632
SHFBW-32-32FJ	2	2 1/2-12	5.969	3.292
SHFBW-40-40FJ	2 1/2	3-12	-	-

Female JIC 37° Swivel - 45°



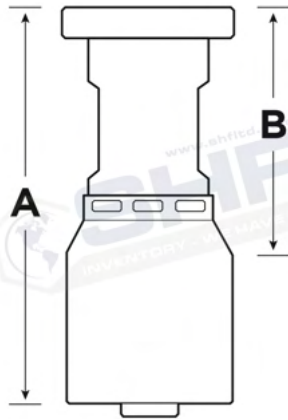
PART NO.	HOSE ID	THREAD	A OAL	B CUT OFF	C DROP
SHFBW-08-08FJ45	1/2	3/4-16	3.31	1.96	0.55
SHFBW-10-10FJ45	5/8	7/8-14	3.48	2.14	0.63
SHFBW-12-12FJ45	3/4	1 1/16-12	4.761	2.968	1.525
SHFBW-16-16FJ45	1	1 5/16-12	6.063	4.004	2.322
SHFBW-20-20FJ45	1 1/4	1 5/8-12	6.951	4.655	2.36
SHFBW-24-24FJ45	1 1/2	1 7/8-12	7.49	4.89	1.84
SHFBW-32-32FJ45	2	2 1/2-12	9.16	5.91	2.71

Female JIC 37° Swivel - 90°



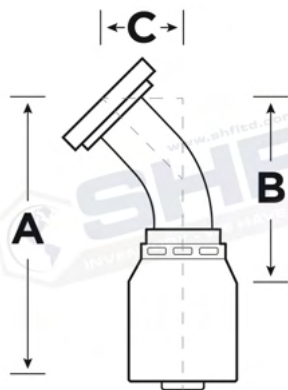
PART NO.	HOSE ID	THREAD	A OAL	B CUT-OFF	C DROP
SHFBW-06-06FJ90	3/8	9/16-18	-	-	-
SHFBW-08-08FJ90	1/2	3/4-16	3.536	2.333	1.550
SHFBW-10-10FJ90	5/8	7/8-14	4.019	2.068	1.961
SHFBW-12-12FJ90	3/4	1 1/16-12	4.140	2.426	1.984
SHFBW-12-12FJ90L	3/4	1 1/16-12	3.488	1.992	4.343
SHFBW-16-16FJ90	1	1 5/16-12	5.200	3.050	2.800
SHFBW-16-16FJ90L	1	1 5/16-12	4.663	4.620	3.065
SHFBW-20-20FJ90	1 1/4	1 5/8-12	5.833	3.691	3.028
SHFBW-24-24FJ90	1 1/2	1 7/8-12	7.039	4.592	3.496
SHFBW-32-32FJ90	2	2 1/2-12	7.971	5.110	4.410

Code 61 Flange - Straight



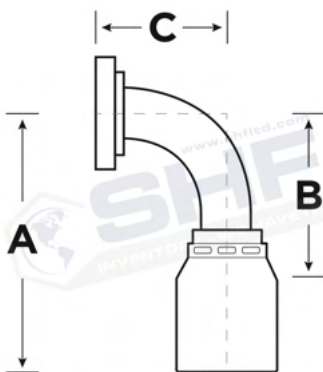
PART NO	HOSE ID	FLANGE INCH	FLANGE OD	A OAL	B CUT-OFF
SHFBW-08-08FL	1/2	1/2	1.19	3.273	2.078
SHFBW-12-12FL	3/4	3/4	1.50	4.203	2.553
SHFBW-12-16FL	3/4	1	1.75	-	-
SHFBW-16-16FL	1	1	1.75	4.446	2.585
SHFBW-16-20FL	1	1 1/4	2.00	-	-
SHFBW-20-20FL	1 1/4	1 1/4	2.00	5.269	3.104
SHFBW-20-24FL	1 1/4	1 1/2	2.38	-	-
SHFBW-24-24FL	1 1/2	1 1/2	2.38	5.529	3.297
SHFBW-24-32FL	1 1/2	2	2.81	-	-
SHFBW-32-32FL	2	2	2.81	7.273	4.413
SHFBW-40-40FL	2 1/2	2 1/2	3.31	-	-

Code 61 Flange - 45°



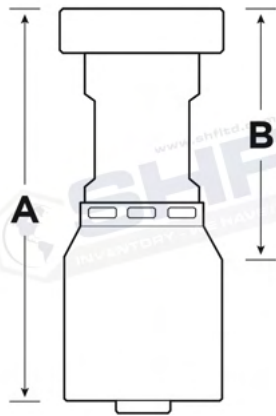
PART NO	HOSE ID	FLANGE INCH	FLANGE OD	A OAL	B CUT-OFF	C DROP
SHFBW-08-08FL45	1/2	1/2	1.19	3.950	2.333	1.550
SHFBW-12-12FL45	3/4	3/4	1.50	4.854	2.068	1.961
SHFBW-16-16FL45	1	1	1.75	5.489	2.426	1.984
SHFBW-20-20FL45	1 1/4	1 1/4	2.00	6.531	4.238	2.443
SHFBW-24-24FL45	1 1/2	1 1/2	2.38	7.207	4.926	2.476
SHFBW-24-32FL45	1 1/2	2	-	-	-	-
SHFBW-32-32FL45	2	2	2.81	9.417	6.315	3.163

Code 61 Flange - 90°



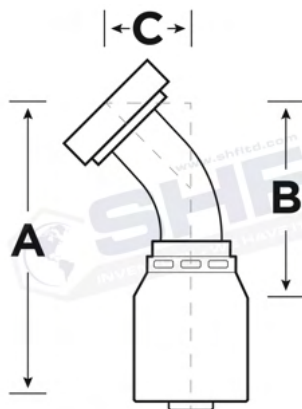
PART NO	HOSE ID	FLANGE INCH	FLANGE OD	A OAL	B CUT-OFF	C DROP
SHFBW-08-08FL90	1/2	1/2	1.19	3.478	2.277	1.763
SHFBW-12-12FL90	3/4	3/4	1.5	4.129	2.380	1.999
SHFBW-12-16FL90	3/4	1	1.75	4.320	2.652	2.163
SHFBW-16-16FL90	1	1	1.75	4.952	3.164	2.426
SHFBW-16-20FL90	1	1 1/4	2.00	5.152	3.284	2.409
SHFBW-20-20FL90	1 1/4	1 1/4	2.00	6.012	3.868	3.065
SHFBW-20-24FL90	1 1/4	1 1/2	2.38	5.913	3.888	2.891
SHFBW-24-24FL90	1 1/2	1 1/2	2.38	6.429	4.128	3.551
SHFBW-24-32FL90	1 1/2	2	2.81	-	-	-
SHFBW-32-32FL90	2	2	2.81	7.906	5.202	4.439
SHFBW-40-40FL90	2 1/2	2 1/2	3.31	-	-	-

Code 62 Flange - Straight



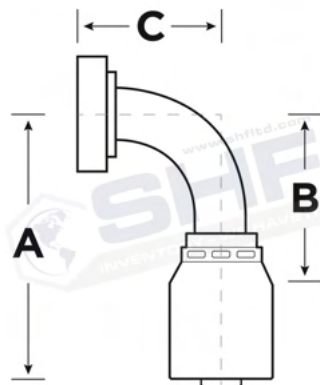
PART NO.	HOSE ID	FLANGE INCH	FLANGE OD	A OAL	B CUT-OFF
SHFBW-08-08FH	1/2	1/2	1.25	-	-
SHFBW-12-12FH	3/4	3/4	1.63	-	-
SHFBW-12-16FH	3/4	1	1.88	-	-
SHFBW-16-16FH	1	1	1.88	-	-
SHFBW-16-20FH	1	1 1/4	2.13	-	-
SHFBW-24-24FH	1 1/2	1 1/2	2.50	-	-

Code 62 Flange - 45°



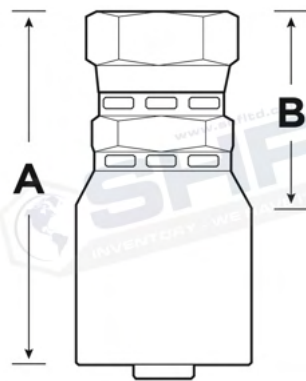
PART NO	HOSE ID	FLANGE INCH	FLANGE OD	A OAL	B CUT-OFF	C DROP
SHFBW-08-08FH45	1/2	1/2	1.25	-	-	-
SHFBW-12-12FH45	3/4	3/4	1.63	-	-	-
SHFBW-16-16FH45	1	1	1.88	5.381	3.495	1.204
SHFBW-24-24FH45	1 1/2	1 1/2	2.50	-	-	-

Code 62 Flange - 90°



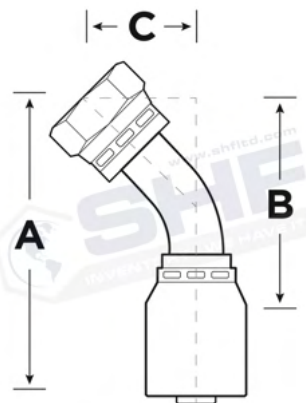
PART NO	HOSE ID	FLANGE IN	FLANGE OD	A OAL	B CUT-OFF	C DROP
SHFBW-08-08FH90	1/2	1/2	1.25	-	-	-
SHFBW-12-12FH90	3/4	3/4	1.63	-	-	-
SHFBW-16-16FH90	1	1	1.88	4.836	3.098	1.492
SHFBW-16-20FH90	1	1 1/4	2.13	-	-	-
SHFBW-20-20FH90	1 1/4	1 1/4	2.13	-	-	-

Swivel Female ORFS (O-Ring Face Seal) - Straight



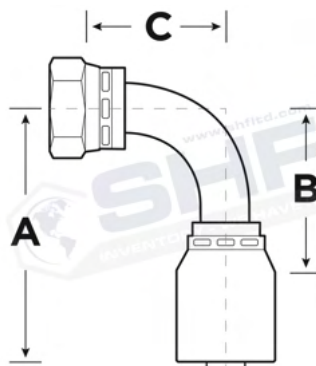
PART NO	HOSE ID	THREAD	A OAL	B CUT-OFF
SHFBW-08-08OFT	1/2	13/16-16	2.696	1.523
SHFBW-08-10OFT	1/2	1-14	2.861	1.636
SHFBW-08-12OFT	1/2	1 13/16-12	-	-
SHFBW-10-10OFT	5/8	1-14	3.606	1.703
SHFBW-12-12OFT	3/4	1 13/16-12	3.641	1.926
SHFBW-12-16OFT	3/4	1 7/16-12	3.718	1.969
SHFBW-16-12OFT	1	1 13/16-12	-	-
SHFBW-16-16OFT	1	1 7/16-12	3.723	1.969
SHFBW-16-20OFT	1	1 11/16-12	2.744	1.961
SHFBW-20-20OFT	1 1/4	1 11/16-12	4.295	2.049
SHFBW-24-24OFT	1 1/2	2-12	4.758	2.631

Swivel Female ORFS (O-Ring Face Seal) - 45°



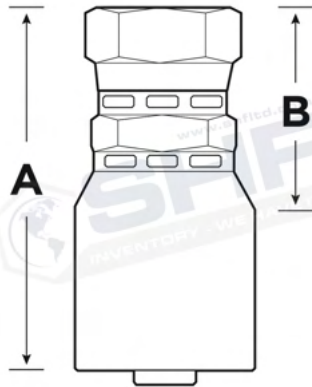
PART NO	HOSE ID	THREAD	A OAL	B CUT-OFF	C DROP
SHFBW-08-08OFT45	1/2	13/16-16	3.504	2.234	1.119
SHFBW-08-10OFT45	1/2	1-14	3.548	2.257	1.101
SHFBW-08-12OFT45	1/2	1 13/16-12	-	-	-
SHFBW-10-10OFT45	5/8	1-14	5.548	3.571	1.562
SHFBW-12-12OFT45	3/4	1 13/16-12	-	-	-
SHFBW-12-16OFT45	3/4	1 7/16-12	-	-	-
SHFBW-16-12OFT45	1	1 13/16-12	-	-	-
SHFBW-16-16OFT45	1	1 7/16-12	5.203	3.373	1.543
SHFBW-20-20OFT45	1 1/4	1 11/16-12	-	-	-

Swivel Female ORFS (O-Ring Face Seal) - 90°



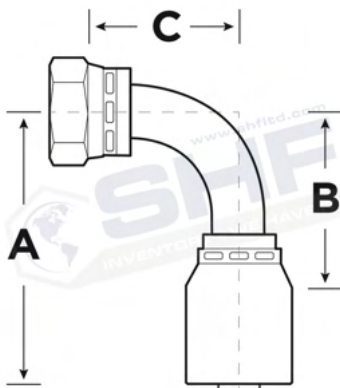
PART NO	HOSE ID	THREAD	A OAL	B CUT-OFF	C DROP
SHFBW-08-08OFT90	1/2	13/16-16	-	-	-
SHFBW-08-10OFT90	1/2	1-14	-	-	-
SHFBW-10-10OFT90	5/8	1-14	4.652	2.770	1.855
SHFBW-10-12OFT90	5/8	1 13/16-12	-	-	-
SHFBW-12-12OFT90	3/4	1 13/16-12	4.536	2.866	1.882
SHFBW-12-16OFT90	3/4	1 7/16-12	-	-	-
SHFBW-16-12OFT90	1	1 13/16-12	-	-	-
SHFBW-16-16OFT90	1	1 7/16-12	4.620	2.786	1.256
SHFBW-16-20OFT90	1	1 11/16-12	5.169	3.584	2.906
SHFBW-20-20OFT90	1 1/4	1 11/16-12	6.588	4.454	2.652
SHFBW-24-24OFT90	1 1/2	2-12	-	-	-

Female BSP 60° Cone Swivel - Straight



PART NO	HOSE ID	THREAD	A OAL	B CUT-OFF
SHFBW-08-08BSP	1/2	1/2 -14	-	-
SHFBW-12-12BSP	3/4	3/4-14	3.449	1.698
SHFBW-16-16BSP	1	1-11	3.801	1.843
SHFBW-20-20BSP	1 1/4	1 1/4-11	4.534	2.286
SHFBW-24-24BSP	1 1/2	1 1/2-11	4.774	2.564
SHFBW-32-32BSP	2	2-11	5.881	3.043

Female BSP 60° Cone Swivel - 90°

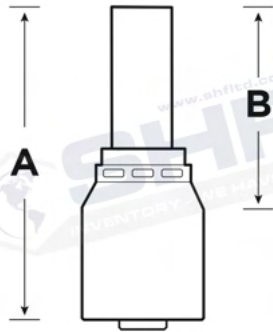


PART NO	HOSE ID	THREAD	A OAL	B CUT-OFF
SHFBW-08-08BSP	1/2	1/2 -14	-	-
SHFBW-12-12BSP	3/4	3/4-14	3.449	1.698
SHFBW-16-16BSP	1	1-11	3.801	1.843
SHFBW-20-20BSP	1 1/4	1 1/4-11	4.534	2.286
SHFBW-24-24BSP	1 1/2	1 1/2-11	4.774	2.564
SHFBW-32-32BSP	2	2-11	5.881	3.043



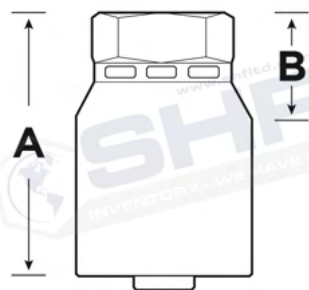
1

Metric - Stand Pipe (Tube Stub)



PART NO	HOSE ID	THREAD	A OAL	B CUT-OFF
SHFBW-08-16MTS	1/2	16	-	-
SHFBW-10-20MTS	5/8	20	3.585	1.715
SHFBW-12-25MTS	3/4	25	3.612	1.956
SHFBW-16-30MTS	1	30	-	-

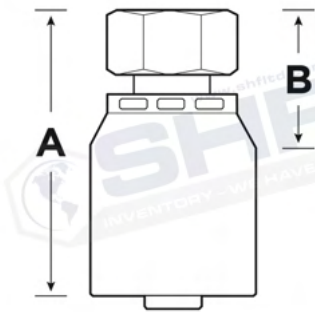
Life Saver - Tubing (Counterbore for Tubing)



PART NO	HOSE ID	Counterbore ID	A OAL
SHFBW-08-08LS	1/2	.500	-
SHFBW-12-12LS	3/4	.750	-
SHFBW-16-16LS	1	1.00	-
SHFBW-20-20LS	1 1/4	1.25	-
SHFBW-24-24LS	1 1/2	1.50	-
SHFBW-32-32LS	2	2.00	-

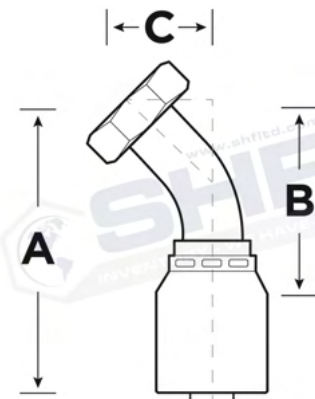


DIN 24° Light - Straight



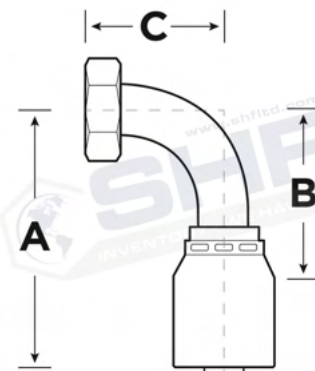
PART NO	HOSE ID	THREAD	A OAL	B CUT-OFF
SHFBW-20-35L	1 1/4	M 45 x 2.0	-	-
SHFBW-24-42L	1 1/2	M 52 x 2.0	4.646	2.517

DIN 24° Light - 45°



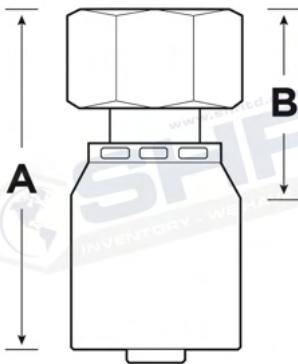
PART NO.	HOSE ID	THREAD	A OAL	B CUT-OFF
SHFBW-20-35L45	1 1/4	M 45 x 2.0	-	-
SHFBW-24-42L45	1 1/2	M 52 x 2.0	-	-

DIN 24° Light - 90°



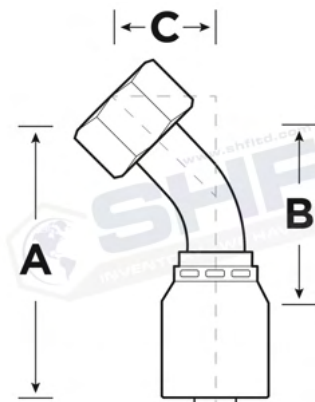
PART NO	HOSE ID	THREAD	A OAL	B CUT-OFF	C DROP
SHFBW-20-35L90	1 1/4	M 45 x 2.0	-	-	-
SHFBW-24-42L90	1 1/2	M 52 x 2.0	7.274	4.975	3.213

DIN 24° Heavy - Straight



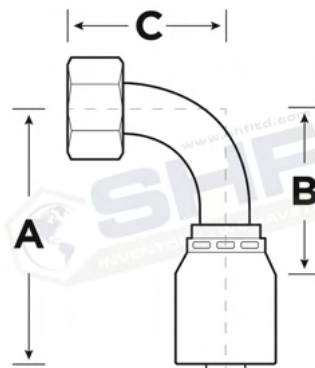
PART NO	HOSE ID	THREAD	A OAL	B CUT-OFF
SHFBW-08-16S	1/2	M 24 x 1.5	-	-
SHFBW-10-20S	5/8	M 30 x 2.0	-	-
SHFBW-12-20S	3/4	M 30 x 2.0	-	-
SHFBW-12-25S	3/4	M 36 x 2.0	-	-
SHFBW-16-30S	1	M 42 x 2.0	3.821	1.948
SHFBW-20-38S	1 1/4	M 52 x 2.0	4.397	2.053

DIN 24° Heavy - 45°



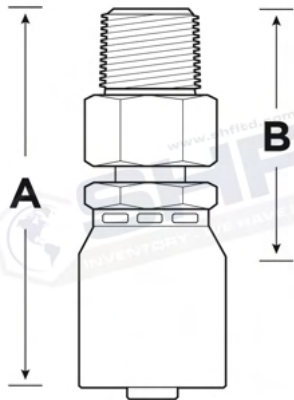
PART NO	HOSE ID	THREAD	A OAL	B CUT-OFF	C DROP
SHFBW-08-16S45	1/2	M 24 x 1.5	-	-	-
SHFBW-10-20S45	5/8	M 30 x 2.0	-	-	-
SHFBW-12-25S45	3/4	M 36 x 2.0	-	-	-
SHFBW-16-30S45	1	M 42 x 2.0	-	-	-
SHFBW-20-38S45	1 1/4	M 52 x 2.0	-	-	-

DIN 24° Heavy - 90°



PART NO	HOSE ID	THREAD	A OAL	B CUT-OFF	C DROP
SHFBW-08-16S90	1/2	M 24 x 1.5	3.598	2.374	1.848
SHFBW-10-20S90	5/8	M 30 x 2.0	-	-	-
SHFBW-12-25S90	3/4	M 36 x 2.0	4.351	2.664	2.222
SHFBW-16-25S90	1	M 36 x 2.0	-	-	-
SHFBW-16-30S90	1	M 42 x 2.0	4.902	3.042	2.605
SHFBW-20-38S90	1 1/4	M 52 x 2.0	6.464	4.216	3.022

MPX Carbon Ferrule



PART NO	HOSE ID	THREAD	A OAL	B CUT-OFF
SHFBW-16-16MPX	1	1-11 1/2	4.890	3.038

Note: this Crimp Fitting is also available in Female JIC configuration upon request. Please reference part number SHFBW-16-16FJBOP

BOP Over Ferrule



PART NO	A OAL	B CUT-OFF
SHF-BOPF	-5.125	2.157





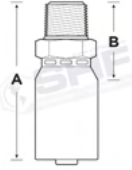
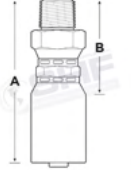

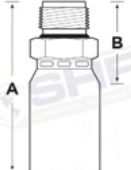
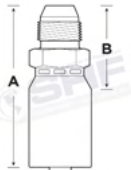
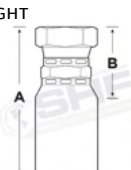
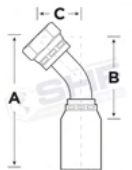
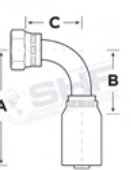
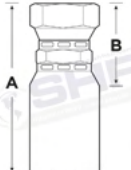
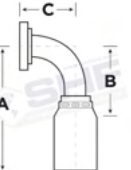
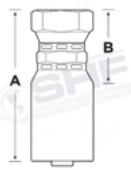
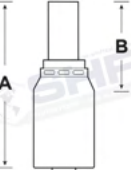
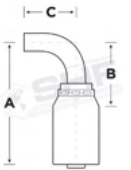
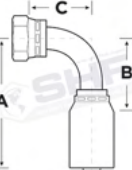
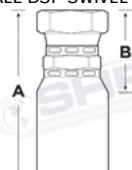
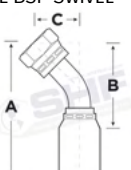
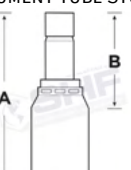
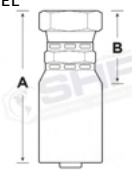
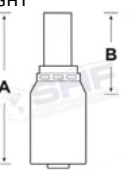
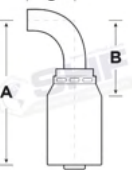
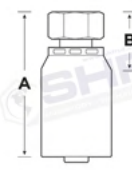
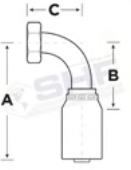
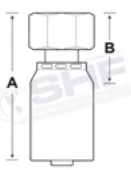
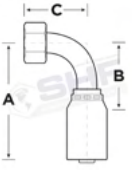
SHFHY CRIMP FITTINGS

SAE 100R1, R2, R6,
R7, R8, R16, R17 316 SS



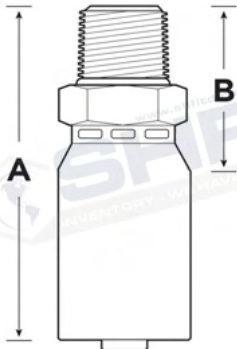
SECTION 1 CRIMP FITTINGS

SHFAA	p.2-8
SHFBW	p.9-21
SHFHY	p.22-32
SHFJJ	p.33-37
SHF43	p.38-53
SHF55	p.54-55
SHF58	p.56-57
SHF71	p.58-61
SHF77	p.62-63
SHF78	p.64-71
SHF90L	p.72-73
SHF91	p.74-81

<p>NPT / NPSM PIPE</p>	<p>SHFHY MALE NPT PIPE - RIGID</p>  <p>p.24</p>	<p>SHFHY MALE NPT PIPE - SWIVEL</p>  <p>p.24</p>	<p>SHFHY FEMALE NPT PIPE - SWIVEL 30° CONE</p>  <p>p.24</p>	<p>MALE O-RING BOSS SAE STRAIGHT THREAD</p>
<p>SHFHY MORB</p>  <p>p.25</p>	<p>JIC 37°</p>	<p>SHFHY MALE JIC 37° - RIGID</p>  <p>p.25</p>	<p>SHFHY FEMALE JIC 37° SWIVEL STRAIGHT</p>  <p>p.26</p>	<p>SHFHY FEMALE JIC 37° SWIVEL 45°</p>  <p>p.26</p>
<p>SHFHY FEMALE JIC 37° SWIVEL 90°</p>  <p>p.26</p>	<p>CODE 61 FLANGE</p>	<p>SHFHY CODE 61 FLANGE - STRAIGHT</p>  <p>p.27</p>	<p>SHFHY CODE 61 FLANGE - 90°</p>  <p>p.27</p>	<p>FEMALE O-RING FACE SEAL (ORFS)</p>
<p>SHFHY FEMALE ORFS SWIVEL</p>  <p>p.27</p>	<p>STAND PIPE (TUBE STUB)</p>	<p>SHFHY TUBE STUB</p>  <p>p.28</p>	<p>SHFHY TUBE STUB - 90°</p>  <p>p.28</p>	<p>SHFHY FEMALE BSP SWIVEL - 90°</p>  <p>p.28</p>
<p>FEMALE BSP 60° CONE SWIVEL</p>	<p>SHFHY FEMALE BSP SWIVEL</p>  <p>p.29</p>	<p>SHFHY FEMALE BSP SWIVEL - 45°</p>  <p>p.29</p>	<p>SHFHY INSTRUMENT TUBE STUB</p>  <p>p.29</p>	
<p>FEMALE 45° SAE FLARE SWIVEL</p>	<p>SHFHY FEMALE 45° SAE FLARE SWIVEL</p>  <p>p.30</p>	<p>METRIC STAND PIPE (TUBE STUB)</p>	<p>SHFHY METRIC TUBE STUB - STRAIGHT</p>  <p>p.30</p>	<p>SHFHY METRIC TUBE STUB - 90°</p>  <p>p.30</p>
<p>FEMALE DIN SWIVEL</p>	<p>SHFHY DIN 24° LIGHT - STRAIGHT</p>  <p>p.31</p>	<p>SHFHY DIN 24° LIGHT - 90°</p>  <p>p.31</p>	<p>SHFHY DIN 24° HEAVY - STRAIGHT</p>  <p>p.32</p>	<p>SHFHY DIN 24° HEAVY - 90°</p>  <p>p.32</p>

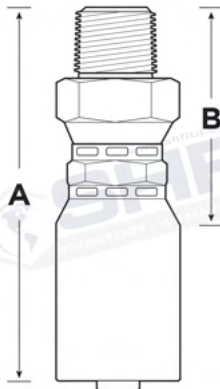
Male NPT Pipe - Rigid

316 is standard finish, 303 and 304 also available



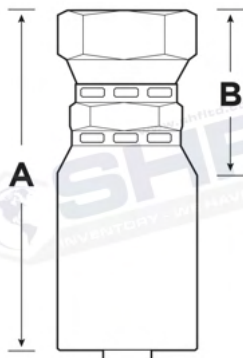
PART NO	HOSE ID	THREAD	A OAL	B CUT-OFF
SHFHY-04-02MP	1/4	1/8-27	2.358	.092
SHFHY-04-04MP	1/4	1/4-18	2.620	1.224
SHFHY-04-06MP	1/4	3/8-18	-	-
SHFHY-06-04MP	3/8	1/4-18	2.693	1.293
SHFHY-06-06MP	3/8	3/8-18	2.740	1.383
SHFHY-06-08MP	3/8	1/2-14	2.763	1.468
SHFHY-08-06MP	1/2	3/8-18	-	-
SHFHY-08-08MP	1/2	1/2-14	2.898	1.435
SHFHY-10-08MP	5/8	1/2-14	3.056	1.577
SHFHY-12-08MP	3/4	1/2-14	3.164	1.665
SHFHY-12-12MP	3/4	3/4-14	3.148	1.659
SHFHY-16-16MP	1	1-11 1/2	3.430	1.905

Male NPT Pipe - Swivel



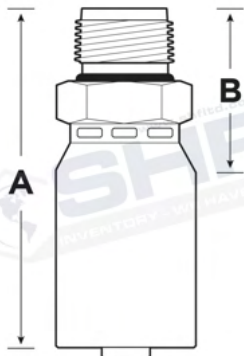
PART NO	HOSE ID	THREAD	A OAL	B CUT-OFF
SHFHY-08-06MS	1/2	3/8-18	-	-
SHFHY-08-08MS	1/2	1/2-14	-	-
SHFHY-12-08MS	3/4	1/2-14	3.923	2.451
SHFHY-12-12MS	3/4	3/4-14	4.076	2.617
SHFHY-16-16MS	1	1-11 1/2	4.566	3.045

Female NPSM Pipe - Swivel (30° Cone)



PART NO	HOSE ID	THREAD	A OAL	B CUT-OFF
SHFHY-04-04FN	1/4	1/4-18	2.591	1.223
SHFHY-06-06FN	3/8	3/8-18	2.737	1.327
SHFHY-08-08FN	1/2	1/2-14	2.94	1.483
SHFHY-12-12FN	3/4	3/4-14	-	-
SHFHY-16-16FN	1	1-11 1/2	-	-

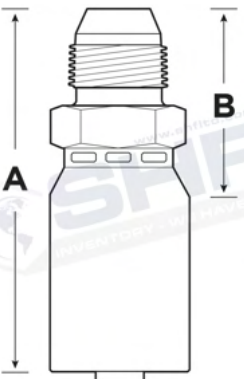
Male O-Ring Boss SAE Straight Thread - Rigid



PART NO	HOSE ID	THREAD	A OAL	B CUT OFF
SHFHY-04-04RA	1/4	7/16-20	2.33	.970
SHFHY-06-06RA	3/8	9/16-18	2.380	1.052
SHFHY-08-08RA	1/2	3/4-16	2.59	1.25
SHFHY-10-10RA	5/8	7/8-14	-	-
SHFHY-12-12RA	3/4	1 1/16-12	2.92	1.34
SHFHY-16-16RA	1	1 5/16-12	3.08	1.47

Male JIC 37° - Rigid

316 is standard finish, 303 and 304 also available

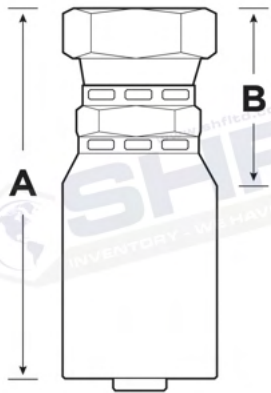


PART NO	HOSE ID	THREAD	A OAL	B CUT OFF
SHFHY-04-04MJ	1/4	7/16-20	2.52	1.19
SHFHY-04-05MJ	1/4	1/2-20	-	-
SHFHY-04-06MJ	1/4	9/16-18	-	-
SHFHY-06-06MJ	3/8	9/16-18	2.642	1.257
SHFHY-08-08MJ	1/2	3/4-16	2.842	1.423
SHFHY-10-10MJ	5/8	7/8-14	-	-
SHFHY-12-12MJ	3/4	1 1/16-12	3.187	1.714
SHFHY-16-16MJ	1	1 5/16-12	3.403	1.824



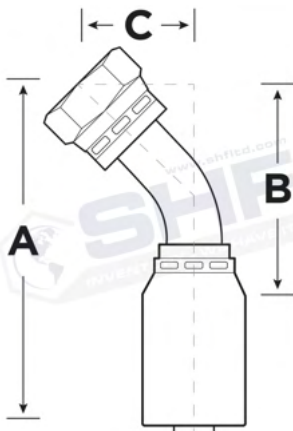
1

Female JIC 37° Swivel - Straight



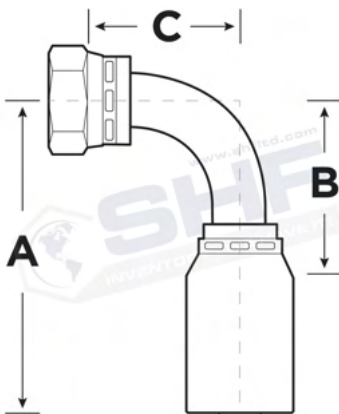
PART NO	HOSE ID	THREAD	A OAL	B CUT-OFF
SHFHY-03-04FJ	3/16	7/16-20	-	-
SHFHY-03-05FJ	3/16	1/2-20	-	-
SHFHY-04-04FJ	1/4	7/16-20	2.603	1.218
SHFHY-04-05FJ	1/4	1/2-20	-	-
SHFHY-04-06FJ	1/4	9/16-18	2.676	1.188
SHFHY-06-04FJ	3/8	7/16-20	-	-
SHFHY-06-06FJ	3/8	9/16-18	2.696	1.411
SHFHY-06-08FJ	3/8	3/4-16	2.792	1.411
SHFHY-08-08FJ	1/2	3/4-16	3.124	1.411
SHFHY-08-10FJ	1/2	7/8-14	3.124	1.686
SHFHY-10-10FJ	5/8	7/8-14	3.083	1.686
SHFHY-12-12FJ	3/4	1 1/16-12	3.297	1.813
SHFHY-12-16FJ	3/4	1 5/16-12	3.410	1.889
SHFHY-16-16FJ	1	1 5/16-12	3.467	1.942

Female JIC 37° Swivel - 45°



PART NO	Hose ID	THREAD	A OAL	B CUT OFF	C DROP
SHFHY-04-04FJ45	1/4	7/16-20	3.141	1.794	.774
SHFHY-06-06FJ45	3/8	9/16-18	3.524	2.118	1.158
SHFHY-06-08FJ45	3/8	3/4-16	-	-	-
SHFHY-08-08FJ45	1/2	3/4-16	-	-	-
SHFHY-08-10FJ45	1/2	7/8-14	-	-	-
SHFHY-10-10FJ45	5/8	7/8-14	-	-	-
SHFHY-12-12FJ45	3/4	1 1/16-12	-	-	-
SHFHY-16-16FJ45	1	1 5/16-12	4.906	3.291	1.629

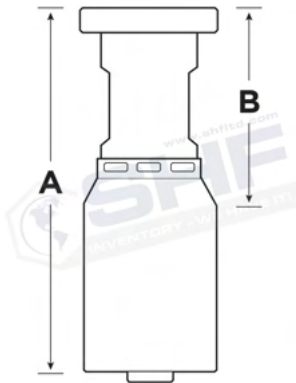
Female JIC 37° Swivel - 90°



PART NO	HOSE ID	THREAD	A OAL	B CUT-OFF	C DROP
SHFHY-04-04FJ90	1/4	7/16-20	2.799	1.328	1.192
SHFHY-04-05FJ90	1/4	1/2-20	-	-	-
SHFHY-04-06FJ90	1/4	9/16-18	-	-	-
SHFHY-06-06FJ90	3/8	9/16-18	3.253	1.808	1.449
SHFHY-06-08FJ90	3/8	3/4-16	3.265	1.880	1.653
SHFHY-08-08FJ90	1/2	3/4-16	3.575	2.059	1.709
SHFHY-08-10FJ90	1/2	7/8-14	3.558	2.100	1.709
SHFHY-10-10FJ90	5/8	7/8-14	-	-	-
SHFHY-12-12FJ90	3/4	1 1/16-12	4.302	2.804	2.103
SHFHY-16-16FJ90	1	1 5/16-12	-	-	-

Code 61 Flange - Straight

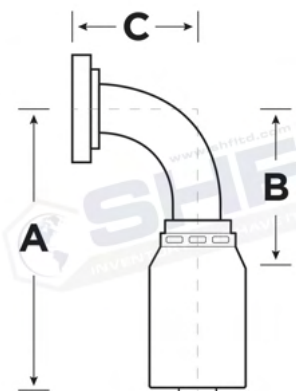
Additional sizes available upon request



PART NO	HOSE ID	FLANGE INCH	FLANGE OD	A OAL	B CUT-OFF
SHFHY-22-24FL	1 3/8	1 1/2	2.38	-	-

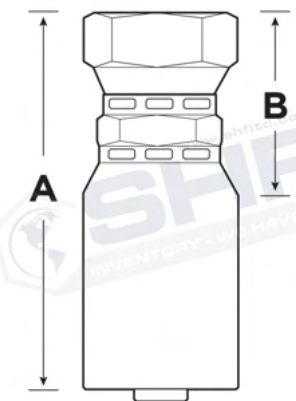
Code 61 Flange - 90°

Additional sizes available upon request



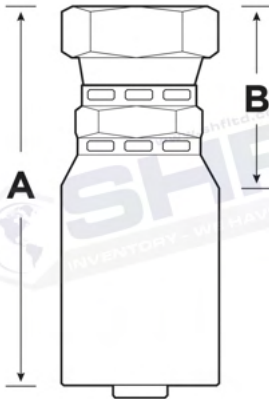
PART NO	HOSE ID	FLANGE INCH	FLANGE OD	A OAL	B CUT-OFF	C DROP
SHFHY-22-24FL90	1 3/8	1 1/2	2.38	-	-	-

Swivel Female ORFS (O-Ring Face Seal)



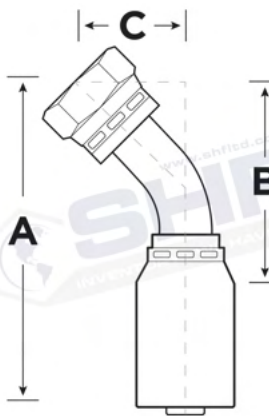
PART NO	HOSE ID	THREAD	A OAL	B CUT-OFF
SHFHY-04-04OFT	1/4	9/16x18	2.590	1.250
SHFHY-06-04OFT	3/8	11/16x16	2.670	1.310
SHFHY-06-05OFT	3/8	11/16x16	2.700	1.340
SHFHY-06-06OFT	3/8	11/16x16	2.750	1.340
SHFHY-08-06OFT	1/2	13/16x16	2.840	1.500
SHFHY-08-08OFT	1/2	13/16x16	2.950	1.590
SHFHY-10-08OFT	5/8	1x14	3.160	1.810
SHFHY-10-10OFT	5/8	1x14	3.170	1.780
SHFHY-10-12OFT	5/8	1x14	3.270	1.690
SHFHY-12-10OFT	3/4	1-3/16x12	3.200	1.810
SHFHY-12-12OFT	3/4	1-3/16x12	3.300	1.720
SHFHY-16-12OFT	1	1-7/16x12	3.440	1.880
SHFHY-16-16OFT	1	1-7/16x12	3.590	1.970
SHFHY-20-16OFT	1-1/4	1-11/16x12	3.470	1.750
SHFHY-20-20OFT	1-1/4	1-11/16x12	3.980	2.160

Swivel Female BSP 60° Cone - Straight



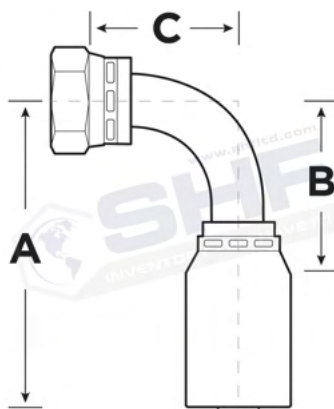
PART NO	HOSE ID	THREAD	A OAL	B CUT-OFF
SHFHY-04-04BSP	1/4	1/4-19	2.542	1.242
SHFHY-06-06BSP	3/8	3/8-19	2.70	1.34
SHFHY-08-08BSP	1/2	1/2-14	2.966	1.480
SHFHY-12-12BSP	3/4	3/4-14	-	-
SHFHY-16-16BSP	1	1-11	-	-

Swivel Female BSP 60° Cone - 45°



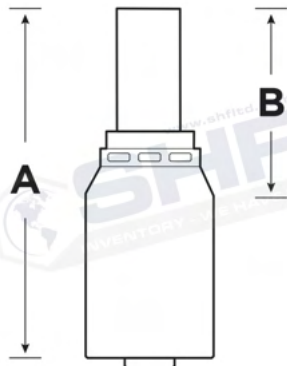
PART NO	HOSE ID	THREAD	A OAL	B CUT-OFF	C DROP
SHFHY-04-04BSP45	1/4	1/4-19	-	-	-
SHFHY-06-06BSP45	3/8	3/8-19	-	-	-
SHFHY-08-08BSP45	1/2	1/2-14	-	-	-
SHFHY-12-12BSP45	3/4	3/4-14	-	-	-
SHFHY-16-16BSP45	1	1-11	-	-	-

Swivel Female BSP 60° Cone - 90°



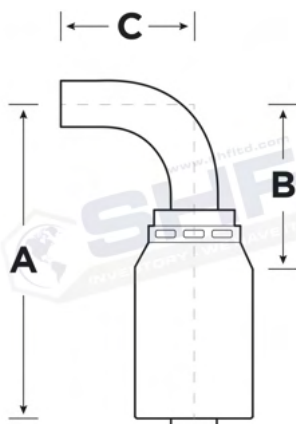
PART NO	HOSE ID	THREAD	A OAL	B CUT-OFF	C DROP
SHFHY-04-04BSP90	1/4	1/4-19	2.787	1.417	1.064
SHFHY-06-06BSP90	3/8	3/8-19	2.955	1.562	1.334
SHFHY-08-08BSP90	1/2	1/2-14	3.163	1.725	1.483
SHFHY-12-12BSP90	3/4	3/4-14	-	-	-
SHFHY-16-16BSP90	1	1-11	-	-	-

Stand Pipe (Tube Stub) - Straight



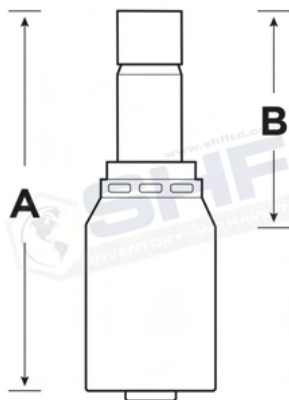
PART NO	HOSE ID	TUBING OD	A OAL	B CUT-OFF
SHFHY-04-04TS	1/4	0.250	2.729	1.434
SHFHY-06-06TS	3/8	0.375	2.894	1.605
SHFHY-08-08TS	1/2	0.500	3.022	1.623
SHFHY-08-10TS	1/2	0.625	-	-
SHFHY-12-12TS	3/4	0.750	3.420	2.216
SHFHY-16-16TS	1	1.000	4.158	2.309

Stand Pipe (Tube Stub) - 90°



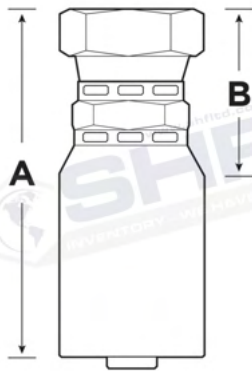
PART NO	HOSE ID	TUBING OD	A OAL	B CUT-OFF	C DROP
SHFHY-04-04TS90	1/4	0.250	2.910	1.430	1.165
SHFHY-06-06TS90	3/8	0.375	3.427	1.998	1.538
SHFHY-08-08TS90	1/2	0.500	3.330	1.730	1.865
SHFHY-12-12TS90	3/4	0.750	4.170	2.680	2.304

Instrument Stand Pipe (Tube Stub)



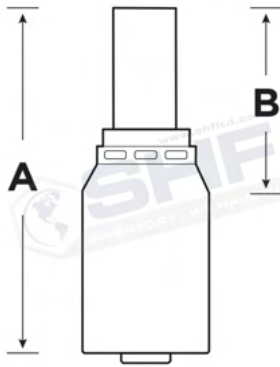
PART NO	HOSE ID	TUBING OD	A OAL	B CUT-OFF
SHFHY-04-04TSI	1/4	0.250	-	-
SHFHY-06-06TSI	3/8	0.375	-	-
SHFHY-08-08TSI	1/2	0.500	-	-
SHFHY-12-12TSI	3/4	0.750	-	-
SHFHY-16-16TSI	1	1.000	-	-

Female 45° SAE Flare - Swivel



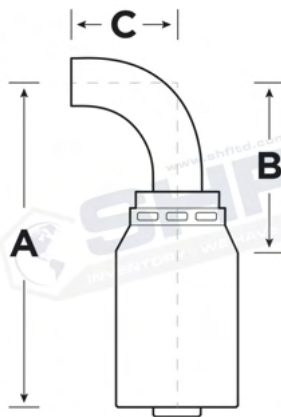
PART NO	HOSE ID	THREAD	A OAL	B CUT-OFF
SHFHY-06-06FA	3/8	5/8-18	-	-
SHFHY-12-12FA	3/4	1 1/16-14	-	-

Metric Stand Pipe (Tube Stub) - Straight



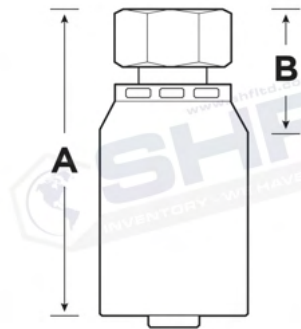
PART NO	HOSE ID	TUBING OD	A OAL	B CUT-OFF
SHFHY-04-06MTS	1/4	6 mm	2.734	1.408
SHFHY-04-08MTS	1/4	8 mm	2.797	1.494
SHFHY-06-10MTS	3/8	10 mm	2.958	1.605
SHFHY-06-12MTS	3/8	12 mm	2.958	1.605
SHFHY-06-14MTS	3/8	14 mm	2.937	1.546
SHFHY-08-15MTS	1/2	15 mm	3.053	1.630
SHFHY-10-18MTS	5/8	18 mm	3.042	1.632
SHFHY-12-22MTS	3/4	22 mm	3.428	1.968
SHFHY-16-28MTS	1	28 mm	3.688	2.061

Metric Stand Pipe (Tube Stub) - 90°



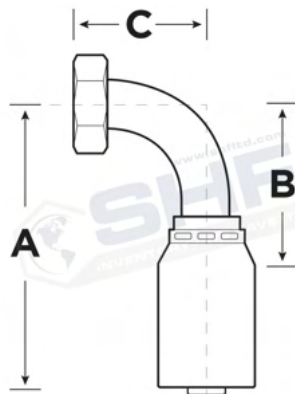
PART NO	HOSE ID	TUBING OD	A OAL	B CUT-OFF	C DROP
SHFHY-04-06MTS90	1/4	6 mm	2.858	1.375	1.193
SHFHY-04-08MTS90	1/4	8 mm	-	-	-
SHFHY-06-10MTS90	3/8	10 mm	3.305	1.857	1.769
SHFHY-06-12MTS90	3/8	12mm	-	-	-
SHFHY-08-15MTS90	1/2	15 mm	3.401	1.810	1.920
SHFHY-12-22MTS90	3/4	22 mm	4.070	2.516	2.365

DIN 24° Light - Straight



PART NO	HOSE ID	THREAD	A OAL	B CUT-OFF
SHFHY-04-06L	1/4	M 12 x 1.5	-	-
SHFHY-04-08L	1/4	M 14 x 1.5	-	-
SHFHY-06-10L	3/8	M 16 x 1.5	-	-
SHFHY-06-12L	3/8	M 18 x 1.5	-	-
SHFHY-08-15L	1/2	M 22 x 1.5	-	-
SHFHY-10-18L	5/8	M 26 x 1.5	-	-
SHFHY-12-22L	3/4	M 30 x 1.5	-	-
SHFHY-16-28L	1	M 36 x 2.0	-	-

DIN 24° Light - 90°



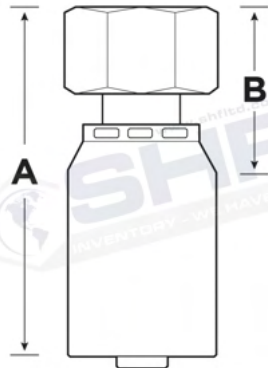
PART NO	HOSE ID	THREAD	A OAL	B CUT-OFF	C DROP
SHFHY-04-06L90	1/4	M 12 x 1.5	3.064	1.678	1.364
SHFHY-04-08L90	1/4	M 14 x 1.5	3.069	1.644	1.382
SHFHY-06-10L90	3/8	M 16 x 1.5	3.439	1.985	1.673
SHFHY-06-12L90	3/8	M 18 x 1.5	3.409	2.042	1.669
SHFHY-08-15L90	1/2	M 22 x 1.5	3.749	2.211	1.732
SHFHY-10-18L90	5/8	M 26 x 1.5	-	-	-
SHFHY-12-22L90	3/4	M 30 x 1.5	-	-	-
SHFHY-16-28L90	1	M 36 x 2.0	-	-	-

Note: DIN 24° Light - 45° sizes available upon request.



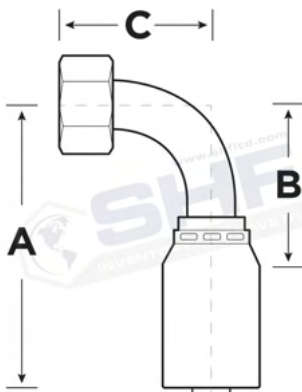
1

DIN 24° Heavy - Straight



PART NO	HOSE ID	THREAD	A OAL	B CUT-OFF
SHFHY-04-06S	1/4	M 14 x 1.5	-	-
SHFHY-04-08S	1/4	M 16 x 1.5	-	-
SHFHY-06-10S	3/8	M 18 x 1.5	-	-
SHFHY-06-12S	3/8	M 20 x 1.5	-	-
SHFHY-08-14S	1/2	M 22 x 1.5	-	-
SHFHY-10-16S	5/8	M 24 x 1.5	-	-

DIN 24° Heavy - 90°



PART NO	HOSE ID	THREAD	A OAL	B CUT-OFF	C DROP
SHFHY-04-06S90	1/4	M 14 x 1.5	-	-	-
SHFHY-04-08S90	1/4	M 16 x 1.5	-	-	-
SHFHY-06-10S90	3/8	M 18 x 1.5	-	-	-
SHFHY-06-12S90	3/8	M 20 x 1.5	-	-	-
SHFHY-08-14S90	1/2	M 22 x 1.5	-	-	-
SHFHY-10-16S90	5/8	M 24 x 1.5	-	-	-

Note: DIN 24° Light - 45° sizes available upon request.





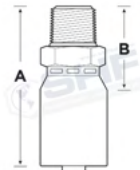
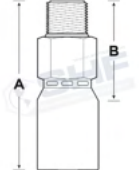
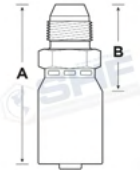
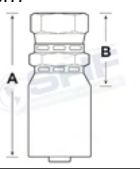
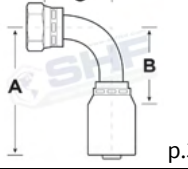
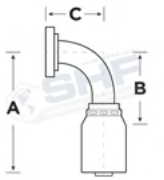
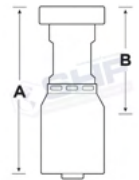
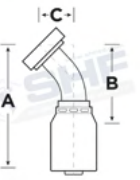
**SECTION 1
CRIMP FITTINGS**

SHFAA	p.2-8
SHFBW	p.9-21
SHFHY	p.22-32
SHFJJ	p.33-37
SHF43	p.38-53
SHF55	p.54-55
SHF58	p.56-57
SHF71	p.58-61
SHF77	p.62-63
SHF78	p.64-71
SHF90L	p.72-73
SHF91	p.74-81

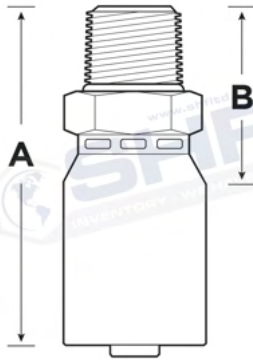
SHFJJ CRIMP FITTINGS

**SAE 100R12, R13, R15 DIN 4SH,
4SP - MUST SKIVE 316 SS**



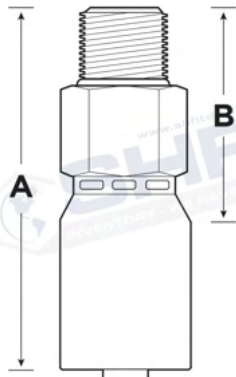
NPT PIPE	SHFJJ MALE NPT PIPE - RIGID  p.34	SHFJJ MPX (EXTRA LONG HEX)  p.34	JIC 37°	SHFJJ MALE JIC 37° RIGID  p.35
	SHFJJ FEMALE JIC 37° SWIVEL STRAIGHT  p.35	SHFJJ FEMALE JIC 37° SWIVEL 90°  p.35		CODE 61 FLANGE
SHFJJ CODE 61 FLANGE - 90°  p.36	CODE 62 FLANGE	SHFJJ CODE 62 FLANGE - STRAIGHT  p.37	SHFJJ CODE 62 FLANGE - 45°  p.37	

Male NPT Pipe - Rigid



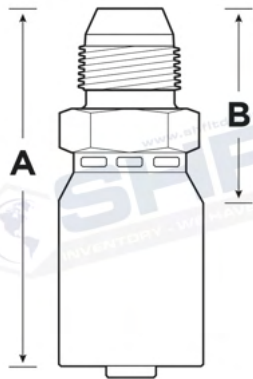
PART NO	HOSE ID	THREAD	A OAL	B CUT-OFF
SHFJJ-08-08MP	1/2	1/2-14	3.599	1.735
SHFJJ-12-12MP	3/4	3/4-14	3.757	1.763
SHFJJ-16-16MP	1	1-11 1/2	4.245	2.095
SHFJJ-20-20MP	1 1/4	1 1/4-11 1/2	4.826	2.705
SHFJJ-24-24MP	1 1/2	1 1/2-11 1/2	4.929	2.567
SHFJJ-32-32MP	2	2 - 11 1/2	6.42	2.70

MPX (Extra Long Hex)



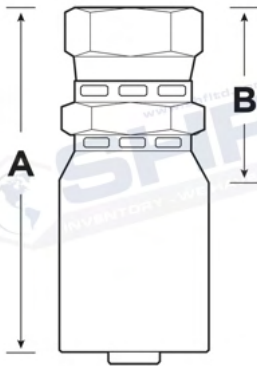
PART NO	HOSE ID	THREAD	A OAL	B CUT-OFF
SHFJJ-24-24MPX	1 1/2	1 1/2-11 1/2	-	-
SHFJJ-32-32MPX	2	2 - 11 1/2	-	-

Male JIC 37° - Rigid



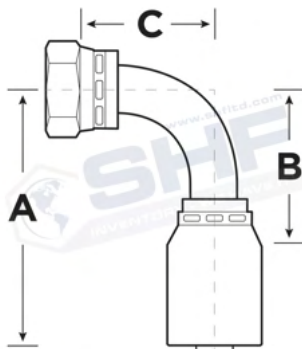
PART NO	HOSE ID	THREAD	A OAL	B CUT-OFF
SHFJJ-20-20MJ	1 1/4	1 5/8-12	-	-
SHFJJ-24-24MJ	1 1/2	1 7/8-12	-	-
SHFJJ-32-32MJ	2	2 1/2-12	-	-

Female JIC 37° Swivel - Straight



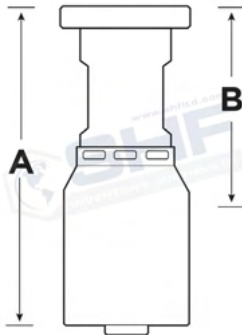
PART NO	HOSE ID	THREAD	A OAL	B CUT-OFF
SHFJJ-08-08FJ	1/2	3/4-16	3.563	1.734
SHFJJ-12-12FJ	3/4	1 1/16-12	3.816	1.830
SHFJJ-16-16FJ	1	1 5/16-12	4.206	2.021
SHFJJ-20-20FJ	1 1/4	1 5/8-12	4.929	2.778
SHFJJ-24-24FJ	1 1/2	1 7/8-12	4.918	2.386
SHFJJ-32-32FJ	2	2 1/2-12	6.265	2.880

Female JIC 37° Swivel - 90°



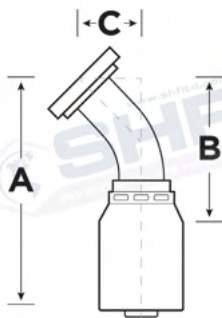
PART NO	HOSE ID	THREAD	A OAL	B CUT-OFF	C DROP
SHFJJ-16-16FJ90	1	1 5/16-12	-	-	-
SHFJJ-20-20FJ90	1 1/4	1 5/8-12	-	-	-
SHFJJ-24-24FJ90	1 1/2	1 7/8-12	-	-	-
SHFJJ-32-32FJ90	2	2 1/2-12	-	-	-

Code 61 Flange - Straight



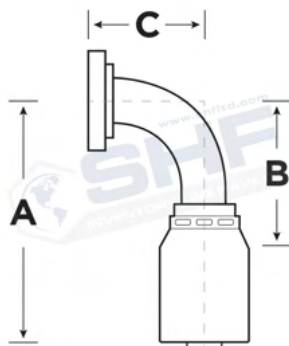
PART NO	HOSE ID	FLANGE OD	A OAL	B CUT-OFF
SHFJJ-12-12FL	3/4	1.50	-	-
SHFJJ-16-16FL	1	1.75	-	-
SHFJJ-20-20FL	1 1/4	2.00	-	-
SHFJJ-24-24FL	1 1/2	2.38	-	-
SHFJJ-32-32FL	2	2.81	-	-

Code 61 Flange - 45°



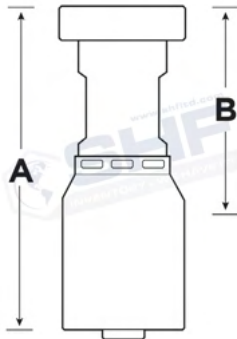
PART NO	HOSE ID	FLANGE OD	A OAL	B CUT-OFF	C DROP
SHFJJ-16-16FL45	1	1.75	-	-	-
SHFJJ-20-20FL45	1 1/4	2.00	-	-	-
SHFJJ-24-24FL45	1 1/2	2.38	-	-	-
SHFJJ-32-32FL45	2	2.81	-	-	-

Code 61 Flange - 90°



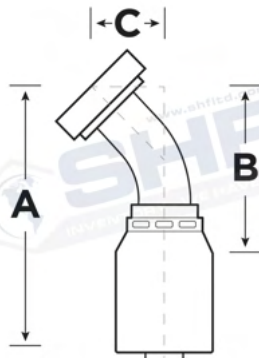
PART NO	HOSE ID	FLANGE OD	A OAL	B CUT-OFF	C DROP
SHFJJ-16-16FL90	1	1.75	-	-	-
SHFJJ-20-20FL90	1 1/4	2.00	-	-	-
SHFJJ-24-24FL90	1 1/2	2.38	-	-	-
SHFJJ-32-32FL90	2	2.81	-	-	-

Code 62 Flange - Straight



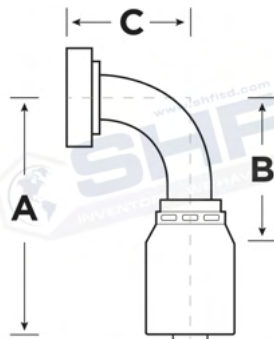
PART NO	HOSE ID	FLANGE OD	A OAL	B CUT-OFF
SHFJJ-12-12FH	3/4	1.63	4.339	2.519
SHFJJ-16-16FH	1	1.88	4.338	2.520
SHFJJ-16-20FH	1	2.13	-	-
SHFJJ-20-20FH	1 1/4	2.13	5.921	3.421
SHFJJ-20-24FH	1 1/4	2.50	-	-
SHFJJ-24-24FH	1 1/2	2.50	5.789	3.531
SHFJJ-24-32FH	1 1/2	3.13	-	-
SHFJJ-32-32FH	2	3.13	7.292	3.899

Code 62 Flange - 45°



PART NO	HOSE ID	FLANGE OD	A OAL	B CUT-OFF	C DROP
SHFJJ-16-16FH45	1	1.88	-	-	-
SHFJJ-20-20FH45	1 1/4	2.13	-	-	-
SHFJJ-24-24FH45	1 1/2	2.50	-	-	-
SHFJJ-32-32FH45	2	3.13	-	-	-

Code 62 Flange - 90°



PART NO	HOSE ID	FLANGE OD	A OAL	B CUT-OFF	C DROP
SHFJJ-12-12FH90	3/4	1.63	4.414	2.665	2.163
SHFJJ-16-16FH90	1	1.88	5.19	2.97	2.63
SHFJJ-16-20FH90	1	2.13	-	-	-
SHFJJ-20-20FH90	1 1/4	2.13	6.399	4.019	2.837
SHFJJ-20-24FH90	1 1/4	2.50	-	-	-
SHFJJ-24-24FH90	1 1/2	2.50	6.714	4.311	2.127
SHFJJ-24-32FH90	1 1/2	3.13	-	-	-
SHFJJ-32-32FH90	2	3.13	8.83	5.22	5.38

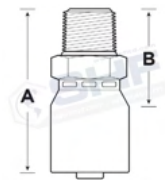
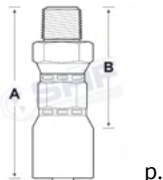

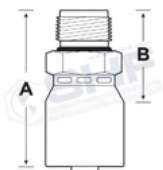
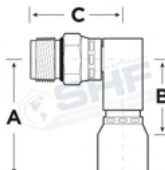
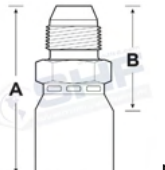
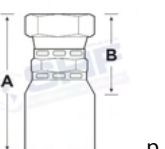
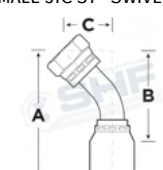
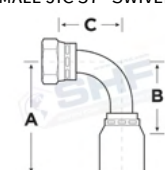

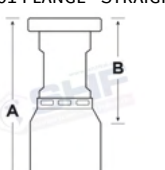
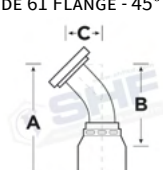
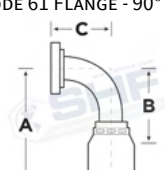
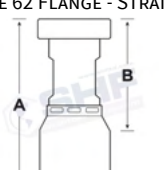
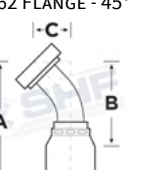
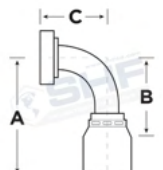
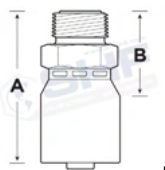
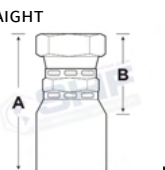
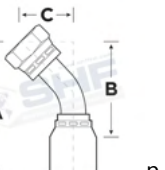
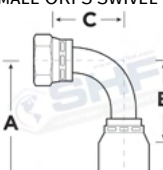
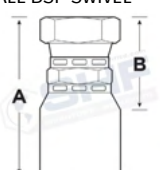
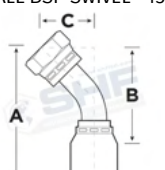
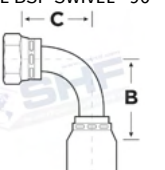


SHF43 CRIMP FITTINGS

SAE 100R1, R2, R16, R17
DIN 1SN, 2SN, 316 SS

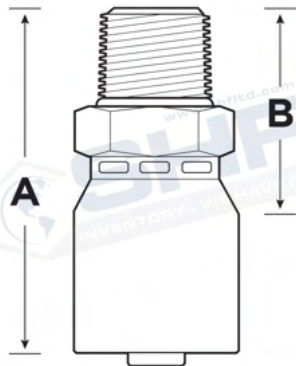
SECTION 1 CRIMP FITTINGS

SHFAA	p.2-8
SHFBW	p.9-21
SHFHY	p.22-32
SHFJJ	p.33-37
SHF43	p.38-53
SHF55	p.54-55
SHF58	p.56-57
SHF71	p.58-61
SHF77	p.62-63
SHF78	p.64-71
SHF90L	p.72-73
SHF91	p.74-81

<p>NPT PIPE</p>	<p>SHF43 MALE NPT PIPE - RIGID</p>  <p>p.41</p>	<p>SHF43 MALE NPT PIPE - SWIVEL</p>  <p>p.41</p>	<p>SHF43 FEMALE NPSM PIPE - SWIVEL 30° CONE</p>  <p>p.41</p>	<p>MALE O-RING BOSS SAE STRAIGHT THREAD</p>
<p>SHF43 MORB</p>  <p>p.42</p>	<p>SHF43 MORB - 90° SWIVEL</p>  <p>p.42</p>	<p>JIC 37°</p>	<p>SHF43 MALE JIC 37° - RIGID</p>  <p>p.42</p>	<p>SHF43 FEMALE JIC 37° SWIVEL STRAIGHT</p>  <p>p.43</p>
<p>SHF43 FEMALE JIC 37° SWIVEL 45°</p>  <p>p.43</p>	<p>SHF43 FEMALE JIC 37° SWIVEL 90°</p>  <p>p.44</p>	<p>SHF43 FEMALE JIC 37° SWIVEL 90° LONG DROP</p>  <p>p.44</p>	<p>CODE 61 FLANGE</p>	<p>SHF43 CODE 61 FLANGE - STRAIGHT</p>  <p>p.45</p>
<p>SHF43 CODE 61 FLANGE - 45°</p>  <p>p.45</p>	<p>SHF43 CODE 61 FLANGE - 90°</p>  <p>p.46</p>	<p>CODE 62 FLANGE</p>	<p>SHF43 CODE 62 FLANGE - STRAIGHT</p>  <p>p.47</p>	<p>SHF43 CODE 62 FLANGE - 45°</p>  <p>p.47</p>
<p>SHF43 CODE 62 FLANGE - 90°</p>  <p>p.47</p>	<p>O-RING FACE SEAL (ORFS)</p>	<p>SHF43 MALE ORFS</p>  <p>p.48</p>	<p>SHF43 FEMALE ORFS SWIVEL STRAIGHT</p>  <p>p.48</p>	<p>SHF43 FEMALE ORFS SWIVEL - 45°</p>  <p>p.49</p>
<p>SHF43 FEMALE ORFS SWIVEL - 90°</p>  <p>p.49</p>	<p>FEMALE BSP 60° CONE SWIVEL</p>	<p>SHF43 FEMALE BSP SWIVEL</p>  <p>p.50</p>	<p>SHF43 FEMALE BSP SWIVEL - 45°</p>  <p>p.50</p>	<p>SHF43 FEMALE BSP SWIVEL - 90°</p>  <p>p.50</p>

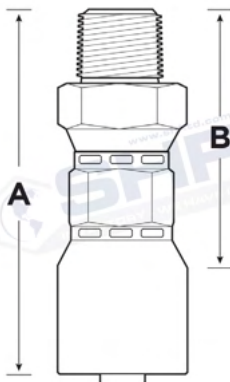
<p>STAND PIPE (TUBE STUB)</p>	<p>SHF43 TUBE STUB</p>  <p>p.51</p>			
<p>METRIC STAND PIPE (TUBE STUB)</p>	<p>SHF43 METRIC TUBE STUB</p>  <p>p.51</p>			
<p>FEMALE DIN SWIVEL</p>	<p>SHF43 DIN 24° LIGHT - STRAIGHT</p>  <p>p.52</p>	<p>SHF43 DIN 24° LIGHT - 45°</p>  <p>p.52</p>	<p>SHF43 DIN 24° LIGHT - 90°</p>  <p>p.52</p>	<p>SHF43 DIN 24° HEAVY - STRAIGHT</p>  <p>p.53</p>
<p>SHF43 DIN 24° HEAVY - 45°</p>  <p>p.53</p>	<p>SHF43 DIN 24° LIGHT - 90°</p>  <p>p.53</p>			

Male NPT Pipe - Rigid



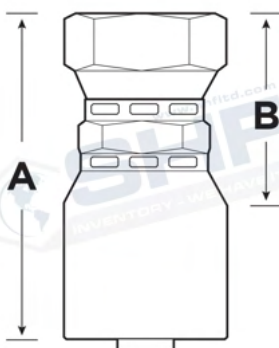
PART NO	HOSE ID	THREAD	A OAL	B CUT-OFF
SHF43-04-02MP	1/4	1/8-27	1.700	.970
SHF43-04-04MP	1/4	1/4-18	2.133	1.254
SHF43-04-06MP	1/4	3/8-18	1.912	1.160
SHF43-06-04MP	3/8	1/4-18	2.190	1.180
SHF43-06-06MP	3/8	3/8-18	2.487	1.332
SHF43-06-08MP	3/8	1/2-14	2.448	1.424
SHF43-08-06MP	1/2	3/8-18	2.456	1.463
SHF43-08-08MP	1/2	1/2-14	2.807	1.473
SHF43-10-08MP	5/8	1/2-14	2.782	1.506
SHF43-12-12MP	3/4	3/4-14	3.209	1.715
SHF43-12-16MP	3/4	1-11 1/2	-	-
SHF43-16-12MP	1	3/4-14	-	-
SHF43-16-16MP	1	1-11 1/2	3.742	1.953
SHF43-20-20MP	1 1/4	1 1/4-11 1/2	4.168	2.310
SHF43-24-24MP	1 1/2	1 1/2-11 1/2	4.141	2.773
SHF43-32-32MP	2	2-11 1/2	4.507	2.690

Male NPT Pipe - Swivel



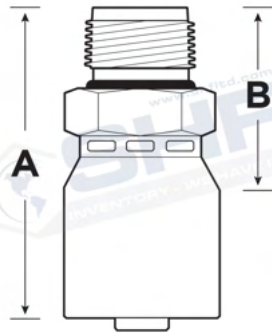
PART NO	HOSE ID	THREAD	A OAL	B CUT-OFF
SHF43-04-04MS	1/4	1/4-18	2.659	1.757
SHF43-06-06MS	3/8	3/8-18	3.078	1.872
SHF43-08-08MS	1/2	1/2-14	3.440	2.107
SHF43-12-12MS	3/4	3/4-14	4.129	2.591
SHF43-16-16MS	1	1-11 1/2	4.818	3.067

Female NPSM Pipe - Swivel (30° Cone)



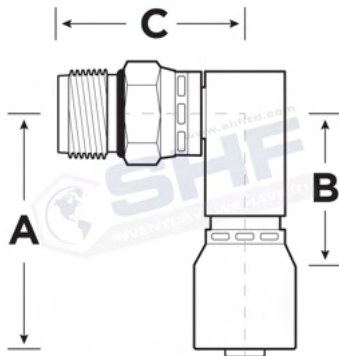
PART NO	HOSE ID	THREAD	A OAL	B CUT-OFF
SHF43-06-06FN	3/8	3/8-18	-	-
SHF43-08-08FN	1/2	1/2-14	-	-
SHF43-12-12FN	3/4	3/4-14	-	-

Male O-Ring Boss SAE Straight Thread - Rigid



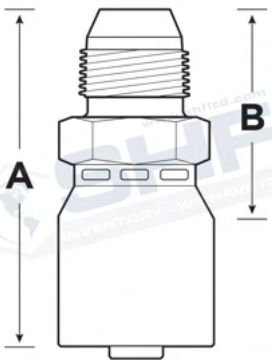
PART NO	HOSE ID	THREAD	A OAL	B CUT OFF
SHF43-04-04RA	1/4	7/16-20	-	-
SHF43-06-06RA	3/8	9/16-18	-	-
SHF43-08-08RA	1/2	3/4-16	-	-
SHF43-10-10RA	5/8	7/8-14	-	-
SHF43-12-12RA	3/4	3/8	-	-
SHF43-16-16RA	1	15/16-12	-	-

Male O-Ring Boss SAE Straight Thread - 90° - Swivel



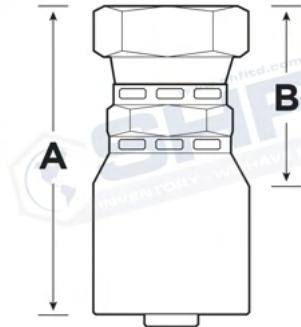
PART NO	HOSE ID	THREAD	A OAL	B CUT OFF	C DROP
SHF43-06-06RC90	3/8	9/16-18	2.840	1.500	2.035
SHF43-12-12RC90	3/8	9/16-18	3.490	1.870	2.355

Male JIC 37° - Rigid



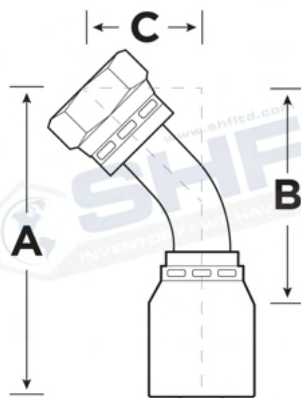
PART NO	HOSE ID	THREAD	A OAL	B CUT OFF
SHF43-04-04MJ	1/4	7/16-20	2.072	1.734
SHF43-06-06MJ	3/8	9/16-18	2.395	1.830
SHF43-08-08MJ	1/2	3/4-16	2.751	2.021
SHF43-10-10MJ	5/8	7/8-14	-	-
SHF43-12-12MJ	3/4	1 1/16-12	3.233	1.771
SHF43-16-16MJ	1	15/16-12	3.669	1.943

Female JIC 37° Swivel - Straight



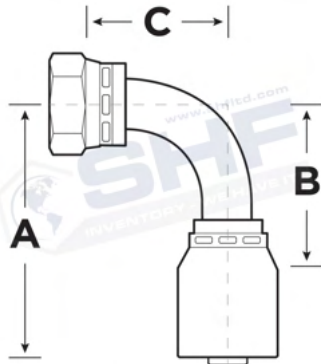
PART NO	HOSE ID	THREAD	A OAL	B CUT-OFF
SHF43-04-04FJ	1/4	7/16-20	2.132	1.280
SHF43-04-05FJ	1/4	1/2-20	-	-
SHF43-04-06FJ	1/4	9/16-20	2.162	1.239
SHF43-06-04FJ	3/8	7/16-20	-	-
SHF43-06-06FJ	3/8	9/16-18	2.452	1.306
SHF43-06-08FJ	3/8	3/4-16	2.481	1.247
SHF43-08-06FJ	1/2	9/16-18	-	-
SHF43-08-08FJ	1/2	3/4-16	2.774	1.394
SHF43-08-10FJ	1/2	7/8-14	2.986	1.584
SHF43-08-12FJ	1/2	1 1/16-12	3.074	1.698
SHF43-10-10FJ	5/8	7/8-14	3.036	1.559
SHF43-10-12FJ	5/8	1 1/16-12	3.215	1.643
SHF43-12-08FJ	3/4	3/4-16	-	-
SHF43-12-12FJ	3/4	1 1/16-12	3.339	1.798
SHF43-12-16FJ	3/4	1 5/16-12	3.462	1.902
SHF43-16-12FJ	1	1 1/16-12	3.716	1.976
SHF43-16-16FJ	1	1 5/16-12	3.785	2.073
SHF43-16-20FJ	1	1 5/8-12	-	-
SHF43-20-20FJ	1 1/4	1 5/8-12	4.309	2.404
SHF43-24-24FJ	1 1/2	1 7/8-12	4.116	2.706
SHF43-32-32FJ	2	2 1/2-12	4.738	2.865

Female JIC 37° Swivel - 45°



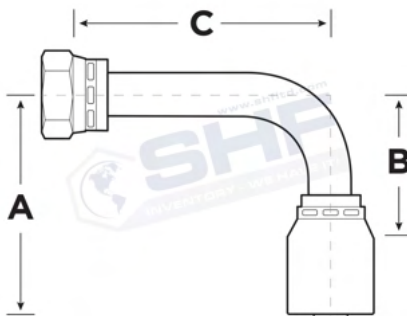
PART NO	HOSE ID	THREAD	A OAL	B CUT OFF	C DROP
SHF43-04-04FJ45	1/4	7/16-20	3.073	2.184	1.145
SHF43-04-06FJ45	1/4	9/16-18	-	-	-
SHF43-06-06FJ45	3/8	9/16-18	-	-	-
SHF43-06-08FJ45	3/8	3/4-16	-	-	-
SHF43-08-08FJ45	1/2	3/4-16	-	-	-
SHF43-08-10FJ45	1/2	7/8-14	-	-	-
SHF43-08-12FJ45	1/2	1 1/16-12	-	-	-
SHF43-10-10FJ45	5/8	7/8-14	-	-	-
SHF43-12-12FJ45	3/4	1 1/16-12	4.540	3.002	1.439
SHF43-16-16FJ45	1	1 5/16-12	4.807	3.090	1.694
SHF43-20-20FJ45	1 1/4	1 5/8-12	-	-	-
SHF43-24-24FJ45	1 1/2	1 7/8-12	-	-	-
SHF43-32-32FJ45	2	2 1/2-12	-	-	-

Female JIC 37° Swivel - 90°



PART NO	HOSE ID	THREAD	A OAL	B CUT-OFF	C DROP
SHF43-04-04FJ90	1/4	7/16-20	2.145	1.228	1.084
SHF43-04-06FJ90	1/4	9/16-18	-	-	-
SHF43-06-06FJ90	3/8	9/16-18	2.872	1.698	1.456
SHF43-06-08FJ90	3/8	3/4-16	3.213	2.084	1.522
SHF43-08-08FJ90	1/2	3/4-16	3.121	1.804	1.561
SHF43-08-10FJ90	1/2	7/8-14	3.588	2.117	1.727
SHF43-08-12FJ90	1/2	1 1/16-12	-	-	-
SHF43-10-10FJ90	5/8	7/8-14	-	-	-
SHF43-12-12FJ90	3/4	1 1/16-12	3.949	2.458	1.924
SHF43-16-16FJ90	1	1 5/16-12	4.908	3.135	3.116
SHF43-20-20FJ90	1 1/4	1 5/8-12	5.993	3.624	2.465
SHF43-24-24FJ90	1 1/2	1 7/8-12	-	-	-
SHF43-32-32FJ90	2	2 1/2-12	-	-	-

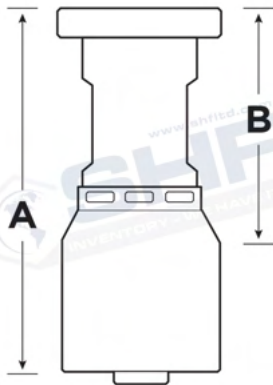
Female JIC 37° Swivel - 90° Long Drop



PART NO	HOSE ID	THREAD	A OAL	B CUT-OFF	C DROP
SHF43-04-04FJ90L	1/4	7/16-20	-	-	-
SHF43-06-06FJ90L	3/8	9/16-18	-	-	-
SHF43-06-08FJ90L	3/8	3/4-16	-	-	-
SHF43-08-08FJ90L	1/2	3/4-16	-	-	-
SHF43-08-10FJ90L	1/2	7/8-14	-	-	-
SHF43-10-10FJ90L	5/8	7/8-14	-	-	-
SHF43-12-12FJ90L	3/4	1 1/16-12	-	-	-
SHF43-16-16FJ90L	1	1 5/16-12	-	-	-

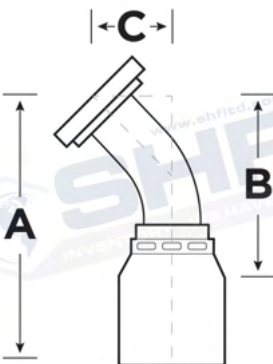


Code 61 Flange - Straight



PART NO	HOSE ID	FLANGE INCH	FLANGE OD	A OAL	B CUT-OFF
SHF43-06-08FL	3/8	1/2	1.19	2.885	1.958
SHF43-08-08FL	1/2	1/2	1.19	3.013	1.893
SHF43-08-12FL	1/2	3/4	1.50	3.345	2.318
SHF43-12-12FL	3/4	3/4	1.50	3.579	2.343
SHF43-12-16FL	3/4	1	1.75	3.593	2.345
SHF43-12-20FL	3/4	1 1/4	2.00	3.758	2.506
SHF43-16-12FL	1	3/4	1.50	2.774	2.532
SHF43-16-16FL	1	1	1.75	4.051	2.578
SHF43-16-20FL	1	1 1/4	2.00	-	-
SHF43-20-16FL	1 1/4	1	1.75	-	-
SHF43-20-20FL	1 1/4	1 1/4	2.00	-	-
SHF43-20-24FL	1 1/4	1 1/2	2.38	-	-
SHF43-24-24FL	1 1/2	1 1/2	2.38	-	-
SHF43-24-32FL	1 1/2	2	2.81	-	-
SHF43-32-32FL	2	2	2.81	-	-

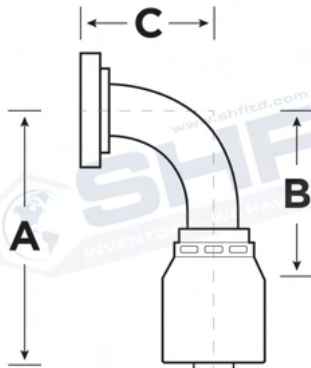
Code 61 Flange - 45°



PART NO	HOSE ID	FLANGE INCH	FLANGE OD	A OAL	B CUT-OFF	C DROP
SHF43-06-08FL45	3/8	1/2	1.19	-	-	-
SHF43-08-08FL45	1/2	1/2	1.19	1.032	2.425	0.765
SHF43-08-12FL45	1/2	3/4	1.50	-	-	-
SHF43-12-12FL45	3/4	3/4	1.50	-	-	-
SHF43-12-16FL45	3/4	1	1.75	4.315	2.884	0.960
SHF43-12-20FL45	3/4	1 1/4	2.00	4.781	3.289	1.246
SHF43-16-12FL45	1	3/4	1.50	-	-	-
SHF43-16-16FL45	1	1	1.75	-	-	-
SHF43-16-20FL45	1	1 1/4	2.00	-	-	-
SHF43-20-16FL45	1 1/4	1	1.75	-	-	-
SHF43-20-20FL45	1 1/4	1 1/4	2.00	-	-	-
SHF43-20-24FL45	1 1/4	1 1/2	2.38	-	-	-
SHF43-24-24FL45	1 1/2	1 1/2	2.38	-	-	-
SHF43-32-32FL45	2	2	2.81	-	-	-

Some of these items are made to order, with minimum quantity requirements.

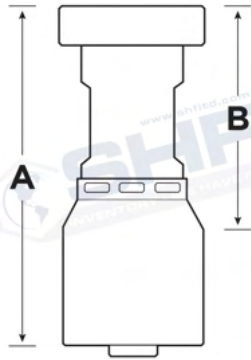
Code 61 Flange - 90°



PART NO	HOSE ID	FLANGE INCH	FLANGE OD	A OAL	B CUT-OFF	C DROP
SHF43-06-08FL90	3/8	1/2	1.19	2.920	1.986	1.557
SHF43-08-08FL90	1/2	1/2	1.19	3.192	2.075	1.556
SHF43-08-12FL90	1/2	3/4	1.50	3.843	2.694	1.762
SHF43-12-08FL90	3/4	1/2	1.19	3.728	2.574	1.353
SHF43-12-12FL90	3/4	3/4	1.50	3.970	2.784	1.812
SHF43-12-16FL90	3/4	1	1.75	3.786	2.647	1.961
SHF43-16-12FL90	1	3/4	1.50	4.579	3.122	2.540
SHF43-16-16FL90	1	1	1.75	-	-	-
SHF43-16-20FL90	1	1 1/4	2.00	-	-	-
SHF43-20-16FL90	1 1/4	1	1.75	-	-	-
SHF43-20-20FL90	1 1/4	1 1/4	2.00	-	-	-
SHF43-20-24FL90	1 1/4	1 1/2	2.38	-	-	-
SHF43-24-24FL90	1 1/2	1 1/2	2.38	-	-	-
SHF43-24-32FL90	1 1/2	2	2.81	-	-	-
SHF43-32-32FL90	2	2	2.81	-	-	-

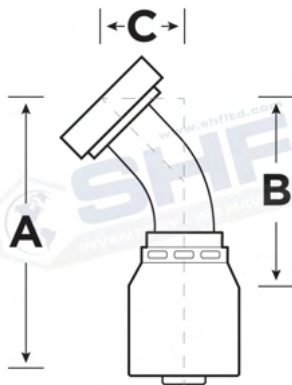


Code 62 Flange - Straight



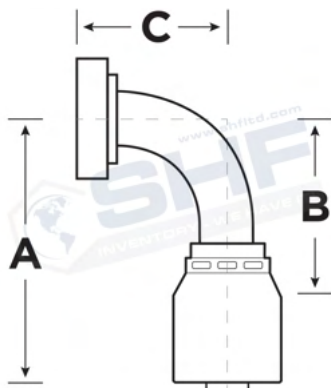
PART NO	HOSE ID	FLANGE INCH	FLANGE OD	A OAL	B CUT-OFF
SHF43-08-08FH	1/2	1/2	1.25	-	-

Code 62 Flange - 45°



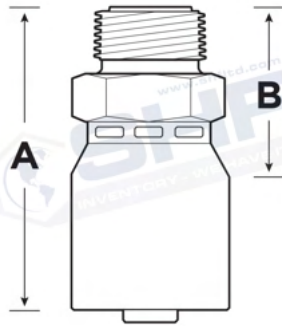
PART NO	HOSE ID	FLANGE INCH	FLANGE OD	A OAL	B CUT-OFF	C DROP
SHF43-08-08FH45	1/2	1/2	1.25	-	-	-
SHF43-16-20FH45	1	1 1/4	2.13	-	-	-

Code 62 Flange - 90°



PART NO	HOSE ID	FLANGE INCH	FLANGE OD	A OAL	B CUT-OFF	C DROP
SHF43-08-08FH90	1/2	1/2	1.25	-	-	-
SHF43-16-20FH90	1	1 1/4	2.13	-	-	-

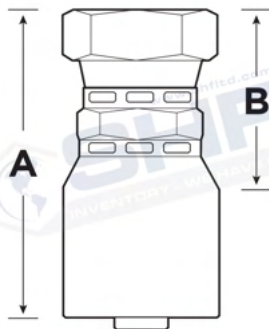
1 Male ORFS (O-Ring Face Seal)



PART NO	HOSE ID	THREAD	A OAL	B CUT-OFF
SHF43-04-04MOFT	1/4	9/16-18	-	-
SHF43-06-06MOFT	3/8	11/16-16	-	-
SHF43-08-08MOFT	1/2	13/16-16	-	-
SHF43-10-10MOFT	5/8	1-14	-	-
SHF43-12-12MOFT	3/4	1 13/16-12	-	-
SHF43-16-16MOFT	1	1 7/16-12	-	-
SHF43-20-20MOFT	1 1/4	1 11/16-12	-	-
SHF43-24-24MOFT	1 1/2	2-12	-	-

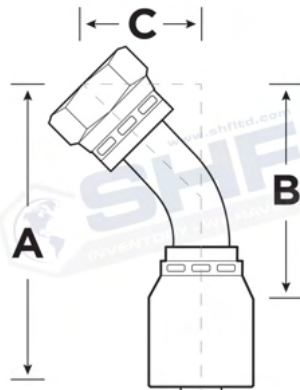


Swivel Female ORFS (O-Ring Face Seal) - Straight



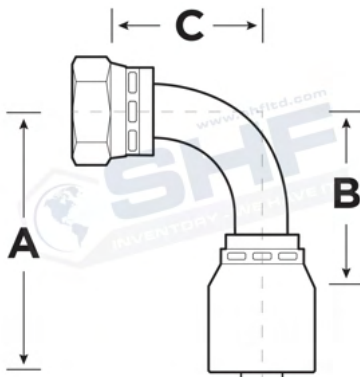
PART NO.	HOSE I.D.	THREAD	A OAL	B CUT-OFF
SHF43-04-04OFT	1/4	9/16-18	1.923	1.366
SHF43-04-06OFT	1/4	11/16-16	-	-
SHF43-06-06OFT	3/8	11/16-16	2.368	1.361
SHF43-06-08OFT	3/8	13/16-16	-	-
SHF43-08-08OFT	1/2	13/16-16	2.687	1.437
SHF43-08-10OFT	1/2	1-14	-	-
SHF43-08-12OFT	1/2	1 13/16-12	-	-
SHF43-10-10OFT	5/8	1-14	3.238	1.965
SHF43-12-12OFT	3/4	1 13/16-12	3.010	1.821
SHF43-12-16OFT	3/4	1 7/16-12	-	-
SHF43-16-12OFT	1	1 13/16-12	-	-
SHF43-16-16OFT	1	1 7/16-12	3.540	-
SHF43-16-20OFT	1	1 11/16-12	-	-
SHF43-20-20OFT	1 1/4	1 11/16-12	-	-

Swivel Female ORFS (O-Ring Face Seal) - 45°



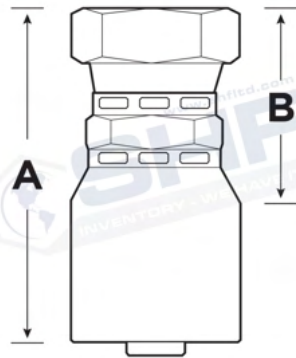
PART NO	HOSE ID	THREAD	A OAL	B CUT-OFF	C DROP
SHF43-04-04OFT45	1/4	9/16-18	2.473	1.773	0.585
SHF43-04-06OFT45	1/4	11/16-16	-	-	-
SHF43-04-08OFT45	1/4	13/16-16	-	-	-
SHF43-06-06OFT45	3/8	11/16-16	3.050	2.238	0.790
SHF43-06-08OFT45	3/8	13/16-16	-	-	-
SHF43-08-08OFT45	1/2	13/16-16	-	-	-
SHF43-08-10OFT45	1/2	1-14	-	-	-
SHF43-08-12OFT45	1/2	1 13/16-12	-	-	-
SHF43-10-10OFT45	5/8	1-14	-	-	-
SHF43-12-12OFT45	3/4	1 13/16-12	-	-	-
SHF43-12-16OFT45	3/4	1 7/16-12	-	-	-
SHF43-16-12OFT45	1	1 13/16-12	-	-	-
SHF43-16-16OFT45	1	1 7/16-12	-	-	-
SHF43-16-20OFT45	1	1 11/16-12	-	-	-
SHF43-20-20OFT45	1 1/4	1 11/16-12	-	-	-

Swivel Female ORFS (O-Ring Face Seal) - 90°



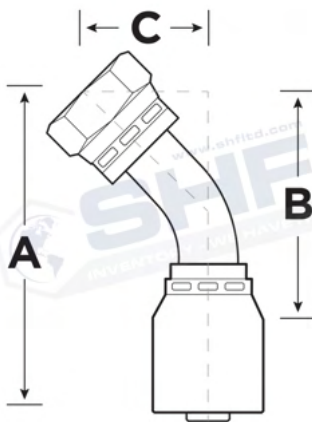
PART NO	HOSE ID	THREAD	A OAL	B CUT-OFF	C DROP
SHF43-04-04OFT90	1/4	9/16-18	2.528	1.543	1.304
SHF43-04-06OFT90	1/4	11/16-16	-	-	-
SHF43-06-06OFT90	3/8	11/16-16	2.759	1.582	1.173
SHF43-06-08OFT90	3/8	13/16-16	-	-	-
SHF43-08-08OFT90	1/2	13/16-16	2.690	1.683	1.625
SHF43-08-10OFT90	1/2	1-14	-	-	-
SHF43-08-12OFT90	1/2	1 13/16-12	-	-	-
SHF43-12-12OFT90	1/2	1 13/16-12	-	-	-
SHF43-12-16OFT90	3/4	1 7/16-12	-	-	-
SHF43-16-12OFT90	1	1 13/16-12	-	-	-
SHF43-16-16OFT90	1	1 7/16-12	-	-	-
SHF43-16-20OFT90	1	1 11/16-12	-	-	-
SHF43-20-20OFT90	1 1/4	1 11/16-12	-	-	-

Swivel Female BSP 60° Cone - Straight



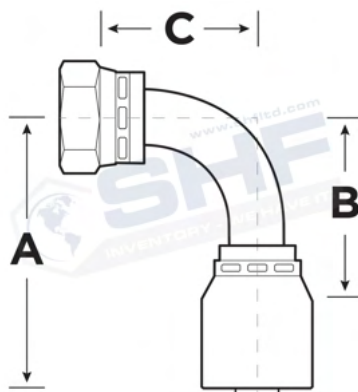
PART NO	HOSE ID	THREAD	A OAL	B CUT-OFF
SHF43-04-04BSP	1/4	1/4-19	2.112	1.220
SHF43-06-04BSP	3/8	1/4-19	2.323	1.355
SHF43-06-06BSP	3/8	3/8-19	2.524	1.376
SHF43-06-08BSP	3/8	1/2-14	2.551	1.595
SHF43-08-06BSP	1/2	3/8-19	2.619	1.580
SHF43-08-08BSP	1/2	1/2-14	2.736	1.716
SHF43-10-10BSP	5/8	5/8-14	-	-
SHF43-12-12BSP	3/4	3/4-14	3.025	1.883
SHF43-16-16BSP	1	1-11	-	-

Swivel Female BSP 60° Cone - 45°



PART NO	HOSE ID	THREAD	A OAL	B CUT-OFF	C DROP
SHF43-04-04BSP45	1/4	1/4-19	2.112	1.220	-
SHF43-06-06BSP45	3/8	3/8-19	2.524	1.376	-
SHF43-06-08BSP45	3/8	1/2-14	2.551	1.595	-
SHF43-08-06BSP45	1/2	3/8-19	2.619	1.580	-
SHF43-08-08BSP45	1/2	1/2-14	2.736	1.716	-
SHF43-08-12BSP45	1/2	3/4-14	-	-	-
SHF43-10-10BSP45	5/8	5/8-14	-	-	-
SHF43-12-12BSP45	3/4	3/4-14	3.025	1.883	-
SHF43-16-16BSP45	1	1-11	-	-	-
SHF43-24-24BSP45	1 1/2	1 1/2-11	-	-	-

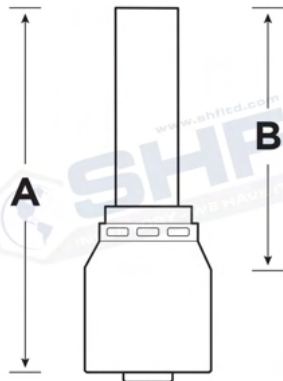
Swivel Female BSP 60° Cone 90°



PART NO	HOSE ID	THREAD	A OAL	B CUT-OFF	C DROP
SHF43-04-04BSP90	1/4	1/4-19	2.163	1.276	.521
SHF43-06-04BSP90	3/8	1/4-19	-	-	-
SHF43-06-06BSP90	3/8	3/8-19	2.440	1.485	1.625
SHF43-06-08BSP90	3/8	1/2-14	2.626	1.597	1.695
SHF43-08-04BSP90	1/2	1/4-19	-	-	-
SHF43-08-06BSP90	1/2	3/8-19	2.730	1.635	1.446
SHF43-08-08BSP90	1/2	1/2-14	3.030	1.879	1.720
SHF43-08-12BSP90	1/2	3/4-14	-	-	-
SHF43-10-10BSP90	5/8	5/8-14	-	-	-
SHF43-12-12BSP90	3/4	3/4-14	-	-	-
SHF43-16-16BSP90	1	1-11	-	-	-
SHF43-20-20BSP90	1 1/4	1 1/4-11	-	-	-
SHF43-24-24BSP90	1 1/2	1 1/2-11	-	-	-

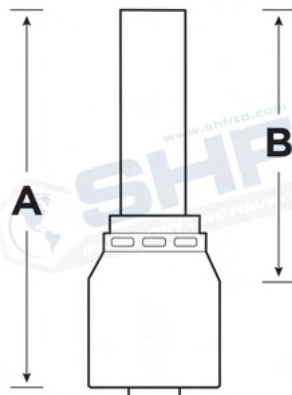
Stand Pipe (Tube Stub)

We offer full sizes in both straight and 90° stand pipe.



PART NO	HOSE ID	THREAD	A OAL	B CUT-OFF
SHF43-04-04TS	1/4	0.250	2.729	1.434
SHF43-06-06TS	3/8	0.375	2.894	1.605
SHF43-08-08TS	1/2	0.500	3.022	1.623
SHF43-10-10TS	5/8	0.650	-	-
SHF43-12-12TS	3/4	0.750	3.420	2.216
SHF43-16-16TS	1	1.000	4.158	2.309

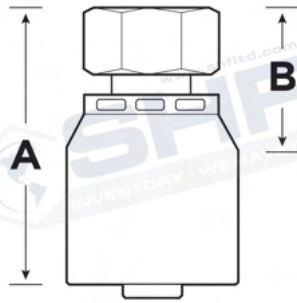
Metric Stand Pipe (Tube Stub)



PART NO	HOSE ID	TUBE OD	A OAL	B CUT-OFF
SHF43-04-04MTS	1/4	4 mm	-	-
SHF43-04-06MTS	1/4	6 mm	2.734	1.408
SHF43-04-08MTS	1/4	8 mm	2.797	1.494
SHF43-06-06MTS	3/8	6 mm	-	-
SHF43-06-10MTS	3/8	10 mm	2.958	1.605
SHF43-06-12MTS	3/8	12 mm	2.958	1.605
SHF43-06-14MTS	3/8	14 mm	2.937	1.546
SHF43-08-08MTS	1/2	8 mm	-	-
SHF43-08-15MTS	1/2	15 mm	3.053	1.630
SHF43-10-10MTS	5/8	10 mm	-	-
SHF43-10-18MTS	5/8	18 mm	3.042	1.632
SHF43-12-12MTS	3/4	12 mm	-	-
SHF43-12-22MTS	3/4	22 mm	3.428	1.968
SHF43-16-16MTS	1	16 mm	-	-
SHF43-16-28MTS	1	28 mm	3.688	2.061

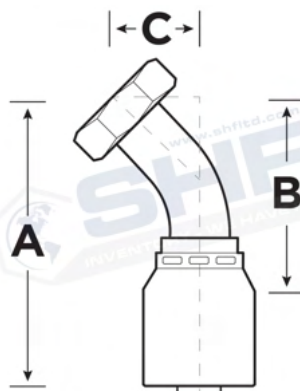


DIN 24° Light - Straight



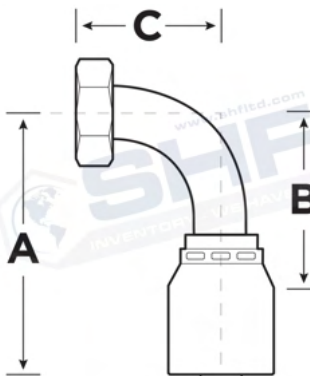
PART NO	HOSE ID	THREAD	A OAL	B CUT-OFF
SHF43-04-06L	1/4	M 12 x 1.5	1.853	1.156
SHF43-04-08L	1/4	M 14 x 1.5	1.874	1.170
SHF43-06-10L	3/8	M 16 x 1.5	2.023	1.181
SHF43-06-12L	3/8	M 18 x 1.5	2.163	1.330
SHF43-08-15L	1/2	M 22 x 1.5	2.523	1.497
SHF43-10-18L	5/8	M 26 x 1.5	2.594	1.347
SHF43-12-22L	3/4	M 30 x 2.0	2.809	1.569
SHF43-16-28L	1	M 36 x 2.0	3.233	1.875

DIN 24° Light - 45°



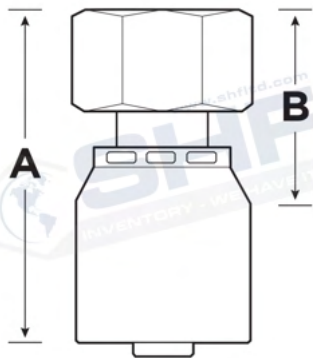
PART NO	HOSE ID	THREAD	A OAL	B CUT-OFF	C DROP
SHF43-04-06L45	1/4	M 12 x 1.5	-	-	-
SHF43-04-08L45	1/4	M 14 x 1.5	-	-	-
SHF43-06-10L45	3/8	M 16 x 1.5	-	-	-
SHF43-06-12L45	3/8	M 18 x 1.5	-	-	-
SHF43-08-15L45	1/2	M 22 x 1.5	3.489	2.522	0.992
SHF43-10-18L45	5/8	M 26 x 1.5	-	-	-
SHF43-12-22L45	3/4	M 30 x 2.0	-	-	-
SHF43-16-28L45	1	M 36 x 2.0	4.823	3.317	1.371

DIN 24° Light - 90°



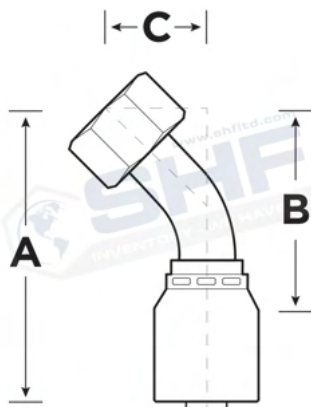
PART NO	HOSE ID	THREAD	A OAL	B CUT-OFF	C DROP
SHF43-04-06L90	1/4	M 12 x 1.5	-	-	-
SHF43-04-08L90	1/4	M 14 x 1.5	2.036	1.313	1.243
SHF43-06-10L90	3/8	M 16 x 1.5	2.732	1.832	1.504
SHF43-06-12L90	3/8	M 18 x 1.5	2.810	1.909	1.369
SHF43-08-15L90	1/2	M 22 x 1.5	2.716	1.589	1.515
SHF43-10-18L90	5/8	M 26 x 1.5	3.733	2.530	1.729
SHF43-12-22L90	3/4	M 30 x 2.0	3.493	2.259	1.976
SHF43-16-28L90	1	M 36 x 2.0	4.588	3.098	2.911

DIN 24° Heavy - Straight



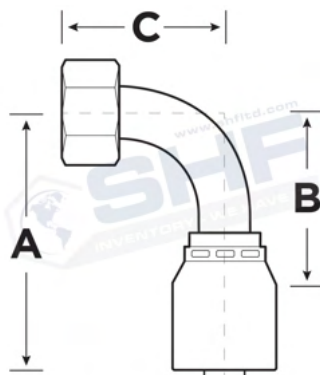
PART NO	HOSE ID	THREAD	A OAL	B CUT-OFF
SHF43-04-06S	1/4	M 14 x 1.5	-	-
SHF43-04-08S	1/4	M 16 x 1.5	-	-
SHF43-06-08S	3/8	M 16 x 1.5	-	-
SHF43-06-10S	3/8	M 18 x 1.5	-	-
SHF43-06-12S	3/8	M 20 x 1.5	2.383	1.247
SHF43-06-14S	3/8	M 22 x 1.5	-	-
SHF43-08-16S	1/2	M 24 x 1.5	-	-
SHF43-10-20S	5/8	M 30 x 2.0	-	-

DIN 24° Heavy - 45°



PART NO	HOSE ID	THREAD	A OAL	B CUT-OFF	C DROP
SHF43-04-06S45	1/4	M 14 x 1.5	-	-	-
SHF43-04-08S45	1/4	M 16 x 1.5	-	-	-
SHF43-06-10S45	3/8	M 18 x 1.5	-	-	-
SHF43-06-12S45	3/8	M 18 x 1.5	-	-	-
SHF43-06-14S45	3/8	M 22 x 1.5	-	-	-
SHF43-08-16S45	1/2	M 24 x 1.5	-	-	-
SHF43-10-20S45	5/8	M 30 x 2.0	-	-	-

DIN 24° Heavy - 90°



PART NO	HOSE ID	THREAD	A OAL	B CUT-OFF	C DROP
SHF43-04-06S45	1/4	M 14 x 1.5	-	-	-
SHF43-04-08S45	1/4	M 16 x 1.5	-	-	-
SHF43-06-10S45	3/8	M 18 x 1.5	-	-	-
SHF43-06-12S45	3/8	M 18 x 1.5	-	-	-
SHF43-06-14S45	3/8	M 22 x 1.5	-	-	-
SHF43-08-16S45	1/2	M 24 x 1.5	-	-	-
SHF43-10-20S45	5/8	M 30 x 2.0	-	-	-



SHF55 CRIMP FITTINGS

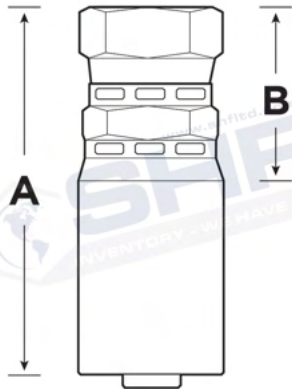
SAE 100R7
316 SS

SECTION 1 CRIMP FITTINGS

SHFAA	p.2-8
SHFBW	p.9-21
SHFHY	p.22-32
SHFJJ	p.33-37
SHF43	p.38-53
SHF55	p.54-55
SHF58	p.56-57
SHF71	p.58-61
SHF77	p.62-63
SHF78	p.64-71
SHF90L	p.72-73
SHF91	p.74-81

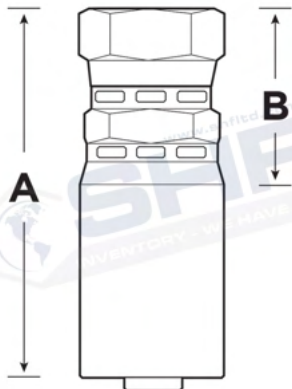


Female JIC 37° - Swivel



PART NO	HOSE ID	THREAD	A OAL	B CUT-OFF	C DROP
SHF55-04-04FJ	1/4	9/16-18	-	-	1.304
SHF55-04-06FJ	3/8	9/16-18	2.880	1.380	-
SHF55-06-08FJ	3/8	3/4-16	-	-	1.173
SHF55-08-08FJ	1/2	3/4-16	3.130	1.440	-
SHF55-08-10FJ	1/2	7/8-14	-	-	1.625
SHF55-10-10FJ	5/8	7/8-14	-	-	-
SHF55-12-12FJ	3/4	1 1/16-12	3.510	1.640	-
SHF55-16-16FJ	1	1 5/16-12	4.000	1.680	-

Swivel Female ORFS (O-Ring Face Seal)



PART NO	HOSE ID	THREAD	A OAL	B CUT-OFF
SHF55-04-04OFT	1/4	9/16-18	-	-
SHF55-06-06OFT	3/8	11/16-16	-	-
SHF55-08-08OFT	1/2	13/16-16	-	-
SHF55-12-12OFT	3/4	1 13/16-12	-	-
SHF55-16-16OFT	1	1 7/16-12	-	-



Some of these items are made to order, with minimum quantity requirements.



SHF58 CRIMP FITTINGS

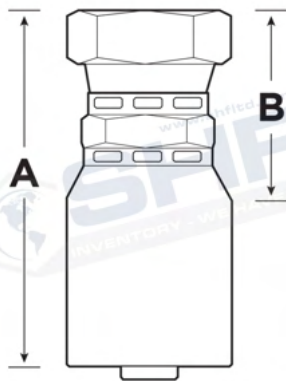
SAE 100R8
316 SS

SECTION 1 CRIMP FITTINGS

SHFAA	p.2-8
SHFBW	p.9-21
SHFHY	p.22-32
SHFJJ	p.33-37
SHF43	p.38-53
SHF55	p.54-55
SHF58	p.56-57
SHF71	p.58-61
SHF77	p.62-63
SHF78	p.64-71
SHF90L	p.72-73
SHF91	p.74-81

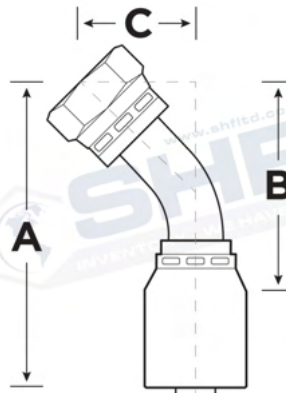


Swivel Female ORFS (O-Ring Face Seal) - Straight



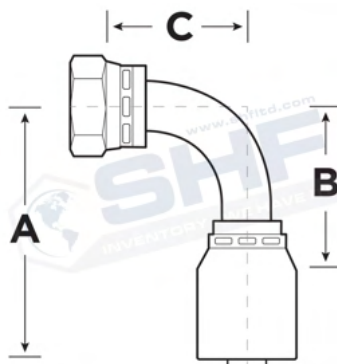
PART NO	HOSE ID	THREAD	A OAL	B CUT-OFF
SHF58-04-04OFT	1/4	9/16-18	-	-
SHF58-06-06OFT	3/8	11/16-16	-	-
SHF58-08-08OFT	1/2	13/16-16	-	-
SHF58-12-12OFT	3/4	1 13/16-12	-	-
SHF58-16-16OFT	1	1 7/16-12	-	-
SHF58-16-16OFT (H)	1	1 7/16-12	-	-

Swivel Female ORFS (O-Ring Face Seal) - 45°



PART NO	Hose ID	THREAD	A OAL	B CUT-OFF	C DROP
SHF58-08-08OFT45	1/2	13/16-16	3.710	2.286	0.972

Swivel Female ORFS (O-Ring Face Seal) - 90°



PART NO	HOSE ID	THREAD	A OAL	B CUT-OFF	C DROP
SHF58-06-06OFT90	3/8	11/16-16	2.815	1.428	1.269
SHF58-08-08OFT90	1/2	13/16-16	3.077	1.483	1.470
SHF58-08-08OFT90L	1/2	13/16-16	3.223	1.725	3.079

Some of these items are made to order, with minimum quantity requirements.



SHF71 CRIMP FITTINGS

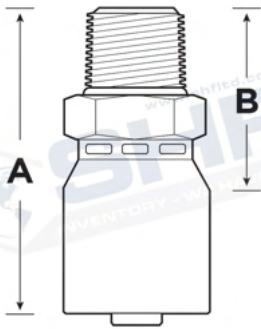
SAE 100R12
316 SS

SECTION 1 CRIMP FITTINGS

SHFAA	p.2-8
SHFBW	p.9-21
SHFHY	p.22-32
SHFJJ	p.33-37
SHF43	p.38-53
SHF55	p.54-55
SHF58	p.56-57
SHF71	p.58-61
SHF77	p.62-63
SHF78	p.64-71
SHF90L	p.72-73
SHF91	p.74-81

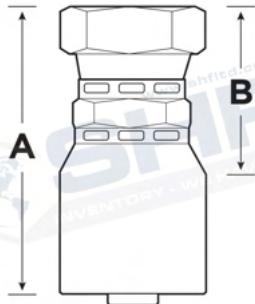


Male NPT Pipe - Rigid



PART NO	HOSE ID	THREAD	A OAL	B CUT-OFF
SHF71-08-08MP	1/2	1/2-14	-	-
SHF71-12-12MP	3/4	3/4-14	-	-
SHF71-16-16MP	1	1-11 1/2	3.660	1.876
SHF71-20-20MP	1 1/4	1 1/4-11 1/2	-	-
SHF71-24-24MP	1 1/2	1 1/2-11 1/2	-	-
SHF71-32-32MP	2	2-11 1/2	-	-

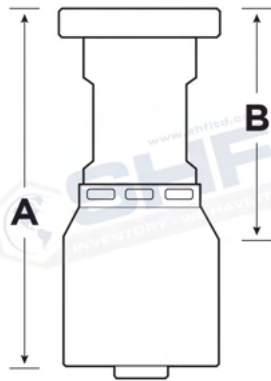
Female JIC 37° - Swivel



PART NO	HOSE ID	THREAD	A OAL	B CUT-OFF
SHF71-06-06FJ	3/8	9/16-18	2.232	1.422
SHF71-06-10FJ	3/8	7/8-14	2.447	1.670
SHF71-08-08FJ	1/2	3/4-16	2.545	1.576
SHF71-10-10FJ	5/8	7/8-14	-	-
SHF71-12-12FJ	3/4	1 1/16-12	3.070	1.614
SHF71-16-16FJ	1	1 5/16-12	3.604	2.201
SHF71-20-20FJ	1 1/4	1 5/8-12	4.252	2.087
SHF71-24-24FJ	1 1/2	1 7/8-12	4.630	2.576
SHF71-32-32FJ	2	2 1/2-12	5.121	2.929

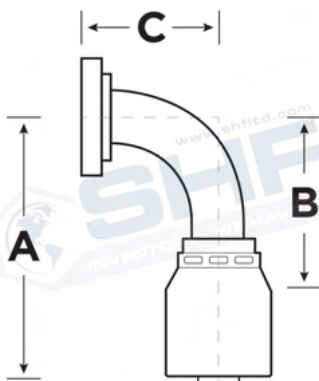


Code 61 Flange - Straight



PART NO	HOSE ID	FLANGE INCH	FLANGE OD	A OAL	B CUT-OFF
SHF71-08-08FL	1/2	1/2	1.19	-	-
SHF71-12-12FL	3/4	3/4	1.50	-	-
SHF71-16-16FL	1	1	1.75	-	-
SHF71-20-20FL	1 1/4	1 1/4	2.00	-	-
SHF71-24-24FL	1 1/2	1 1/2	2.38	-	-
SHF71-32-32FL	2	2	2.81	-	-

Code 61 Flange - 90°



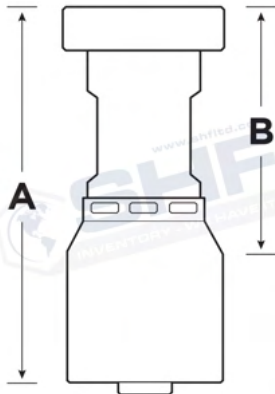
PART NO	HOSE ID	FLANGE INCH	FLANGE OD	A OAL	B CUT-OFF	C DROP
SHF71-08-08FL90	1/2	1/2	1.19	-	-	-
SHF71-12-12FL90	3/4	3/4	1.50	-	-	-
SHF71-16-16FL90	1	1	1.75	-	-	-
SHF71-20-20FL90	1 1/4	1 1/4	2.00	-	-	-
SHF71-24-24FL90	1 1/2	1 1/2	2.38	-	-	-
SHF71-32-32FL90	2	2	2.81	-	-	-

Code 61 Flange - 45° - Made to Order - Call for more information



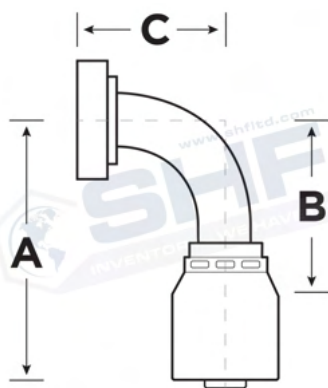
Some of these items are made to order, with minimum quantity requirements.

Code 62 Flange - Straight



PART NO	HOSE ID	FLANGE IN	FLANGE OD	A OAL	B CUT-OFF
SHF71-12-12FH	3/4	3/4	1.63	-	-
SHF71-16-16FH	1	1	1.88	-	-
SHF71-20-20FH	1 1/4	1 1/4	2.13	-	-
SHF71-24-24FH	1 1/2	1 1/2	2.50	-	-
SHF71-32-32FH	2	2	3.13	-	-

Code 62 Flange - 90°



PART NO	HOSE ID	FLANGE IN	FLANGE OD	A OAL
SHF71-12-12FH90	3/4	3/4	1.63	-
SHF71-16-16FH90	1	1	1.88	-
SHF71-20-20FH90	1 1/4	1 1/4	2.13	-
SHF71-24-24FH90	1 1/2	1 1/2	2.50	-
SHF71-32-32FH90	2	2	3.13	-

Code 62 Flange - 45° - Made to Order - Call for more information



Some of these items are made to order, with minimum quantity requirements.



SHF77 CRIMP FITTINGS

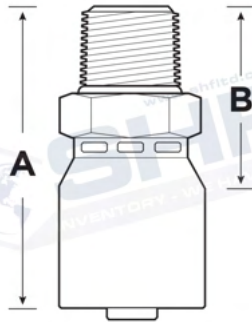
SAE J1754, J1942
ISO 18752-DC
316 SS

SECTION 1 CRIMP FITTINGS

SHFAA	p.2-8
SHFBW	p.9-21
SHFHY	p.22-32
SHFJJ	p.33-37
SHF43	p.38-53
SHF55	p.54-55
SHF58	p.56-57
SHF71	p.58-61
SHF77	p.62-63
SHF78	p.64-71
SHF90L	p.72-73
SHF91	p.74-81

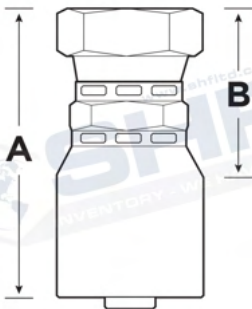


Male NPT Pipe - Rigid



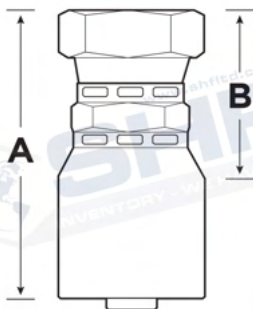
PART NO	HOSE ID	THREAD	A OAL	B CUT-OFF
SHF77-08-08MP	1/2	1/2-14	-	-
SHF77-12-12MP	3/4	3/4-14	-	-
SHF77-16-16MP	1	1-11 1/2	-	-
SHF77-20-20MP	1 1/4	1 1/4-11 1/2	-	-
SHF77-24-24MP	1 1/2	1 1/2-11 1/2	-	-
SHF77-32-32MP	2	2-11 1/2	-	-

Female JIC 37° - Swivel



PART NO	HOSE ID	THREAD	A OAL	B CUT-OFF
SHF77-08-08FJ	1/2	3/4-16	-	-
SHF77-12-12FJ	3/4	1 1/16-12	-	-
SHF77-16-16FJ	1	1 5/16-12	-	-
SHF77-20-20FJ	1 1/4	1 5/8-12	-	-
SHF77-24-24FJ	1 1/2	1 7/8-12	-	-
SHF77-32-32FJ	2	2 1/2-12	-	-

Swivel Female ORFS (O-Ring Face Seal)



PART NO	HOSE ID	THREAD	A OAL	B CUT-OFF
SHF77-08-08OFT	1/2	13/16-16	-	-
SHF77-12-12OFT	5/8	1 13/16-12	-	-
SHF77-16-16OFT	1	1 7/16-12	-	-
SHF77-20-20OFT	1 1/4	1 11/16-12	-	-
SHF77-24-24OFT	1 1/2	2-12	-	-
SHF77-32-32OFT	2	2 1/2-12	-	-

Some of these items are made to order, with minimum quantity requirements.



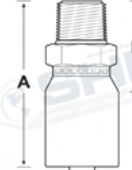
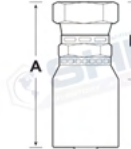
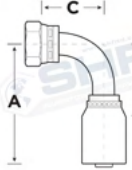
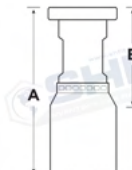
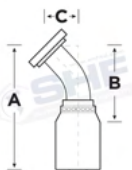
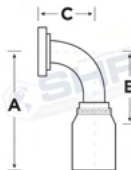
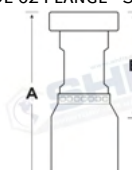
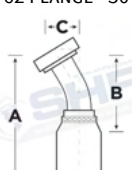
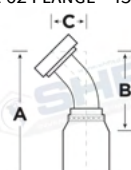
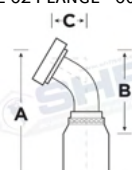
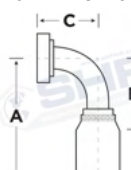
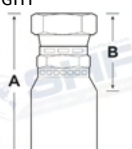
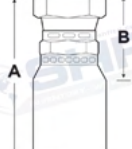
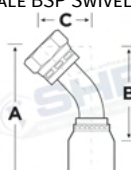
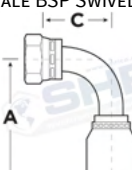
SHF78 CRIMP FITTINGS

SAE 100R13
316 SS

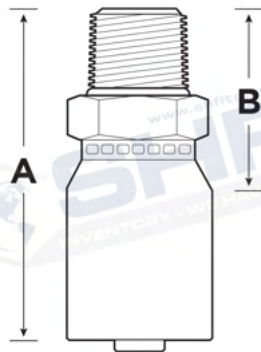
SECTION 1 CRIMP FITTINGS

SHFAA	p.2-8
SHFBW	p.9-21
SHFHY	p.22-32
SHFJJ	p.33-37
SHF43	p.38-53
SHF55	p.54-55
SHF58	p.56-57
SHF71	p.58-61
SHF77	p.62-63
SHF78	p.64-71
SHF90L	p.72-73
SHF91	p.74-81



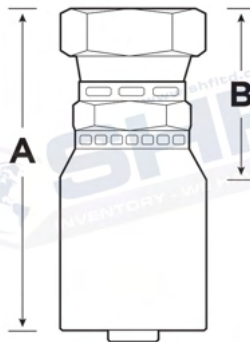
<p>NPT PIPE</p>	<p>SHF78 MALE NPT PIPE - RIGID</p>  <p>p.66</p>	<p>JIC 37°</p>	<p>SHF78 FEMALE JIC 37° SWIVEL STRAIGHT</p>  <p>p.66</p>	<p>SHF78 FEMALE JIC 37° SWIVEL 90°</p>  <p>p.66</p>
<p>CODE 61 FLANGE</p>	<p>SHF78 CODE 61 FLANGE - STRAIGHT</p>  <p>p.67</p>	<p>SHF78 CODE 61 FLANGE - 45°</p>  <p>p.67</p>	<p>SHF78 CODE 61 FLANGE - 90°</p>  <p>p.67</p>	
<p>CODE 62 FLANGE</p>	<p>SHF78 CODE 62 FLANGE - STRAIGHT</p>  <p>p.68</p>	<p>SHF78 CODE 62 FLANGE - 30°</p>  <p>p.68</p>	<p>SHF78 CODE 62 FLANGE - 45°</p>  <p>p.68</p>	<p>SHF78 CODE 62 FLANGE - 60°</p>  <p>p.69</p>
<p>SHF78 CODE 62 FLANGE - 90°</p>  <p>p.69</p>	<p>O-RING FACE SEAL (ORFS)</p>	<p>SHF78 FEMALE ORFS SWIVEL STRAIGHT</p>  <p>p.70</p>	<p>FEMALE BSP 60° CONE SWIVEL</p>	<p>SHF78 FEMALE BSP SWIVEL</p>  <p>p.70</p>
<p>SHF78 FEMALE BSP SWIVEL - 45°</p>  <p>p.70</p>	<p>SHF78 FEMALE BSP SWIVEL - 90°</p>  <p>p.71</p>			

Male NPT Pipe - Rigid



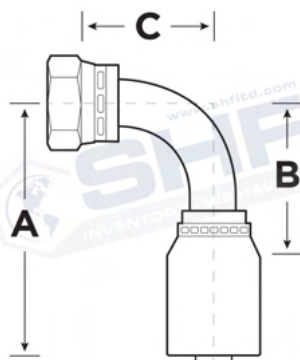
PART NO	HOSE ID	THREAD	A OAL	B CUT-OFF
SHF78-12-12MP	3/4	3/4-14	-	-
SHF78-16-16MP	1	1-11 1/2	-	-
SHF78-20-20MP	1 1/4	1 1/4-11	-	-
SHF78-24-24MP	1 1/2	1 1/2-11 1/2	-	-
SHF78-32-32MP	2	2-11 1/2	-	-

Female JIC 37° Swivel - Straight



PART NO	HOSE ID	THREAD	A OAL	B CUT-OFF
SHF78-12-12FJ	3/4	1 1/16-12	-	-
SHF78-16-16FJ	1	1 5/16-12	4.292	2.096
SHF78-20-20FJ	1 1/4	1 5/8-12	4.974	2.293
SHF78-24-24FJ	1 1/2	1 7/8-12	5.210	2.583
SHF78-32-32FJ	2	2 1/2-12	-	-

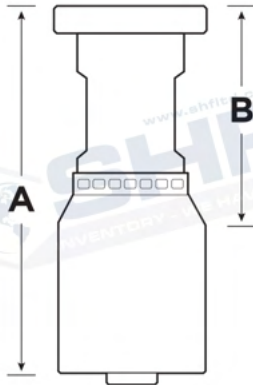
Female JIC 37° Swivel - 90°



PART NO	HOSE ID	THREAD	A OAL	B CUT-OFF	C DROP
SHF78-12-12FJ90	3/4	1 1/16-12	-	-	-
SHF78-16-16FJ90	1	1 5/16-12	4.641	2.719	2.503
SHF78-20-20FJ90	1 1/4	1 5/8-12	5.932	3.532	3.275
SHF78-24-24FJ90	1 1/2	1 7/8-12	-	-	-
SHF78-32-32FJ90	2	2 1/2-12	-	-	-

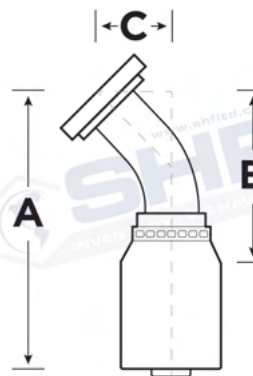
Some of these items are made to order, with minimum quantity requirements.

Code 61 Flange - Straight



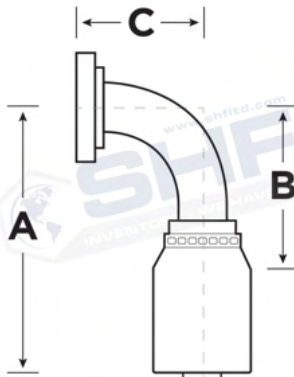
PART NO	HOSE ID	FLANGE IN	FLANGE OD	A OAL	B CUT-OFF
SHF78-12-08FL	3/4	1/2	1.50	4.115	2.564
SHF78-12-12FL	3/4	3/4	1.50	3.934	2.269
SHF78-12-16FL	3/4	1	1.50	4.293	2.714
SHF78-12-20FL	3/4	1 1/4	1.50	-	-
SHF78-16-12FL	1	3/4	1.75	-	-
SHF78-16-16FL	1	1	1.75	4.160	2.488
SHF78-16-20FL	1	1 1/4	1.75	-	-
SHF78-16-24FL	1	1 1/2	1.75	-	-
SHF78-20-20FL	1 1/4	1 1/4	2.00	-	-
SHF78-24-24FL	1 1/2	1 1/2	2.38	-	-
SHF78-32-32FL	2	2	2.81	-	-

Code 61 Flange - 45°



PART NO	HOSE ID	FLANGE IN	FLANGE OD	A OAL	B CUT-OFF	C DROP
SHF78-12-08FL45	3/4	1/2	1.50	-	-	-
SHF78-12-12FL45	3/4	3/4	1.50	-	-	-
SHF78-12-16FL45	3/4	1	1.50	-	-	-
SHF78-12-20FL45	3/4	1 1/4	1.50	-	-	-
SHF78-16-12FL45	1	3/4	1.75	4.659	2.710	1.090
SHF78-16-16FL45	1	1	1.75	-	-	-
SHF78-16-20FL45	1	1 1/4	1.75	5.491	3.977	1.219
SHF78-16-24FL45	1	1 1/2	1.75	-	-	-
SHF78-20-20FL45	1 1/4	1 1/4	2.00	6.778	4.516	1.294
SHF78-24-24FL45	1 1/2	1 1/2	2.38	-	-	-
SHF78-32-32FL45	2	2	2.81	8.645	6.497	1.863

Code 61 Flange - 90°

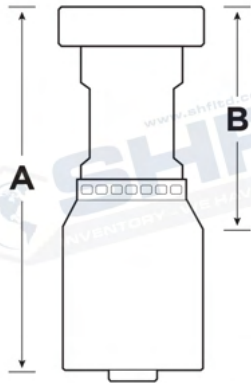


PART NO	HOSE ID	FLANGE IN	FLANGE OD	A OAL	B CUT-OFF	C DROP
SHF78-12-08FL90	3/4	1/2	1.50	4.355	2.683	1.661
SHF78-12-12FL90	3/4	3/4	1.50	4.149	2.526	2.004
SHF78-12-16FL90	3/4	1	1.50	2.557	2.997	2.173
SHF78-12-20FL90	3/4	1 1/4	1.50	-	-	-
SHF78-16-12FL90	1	3/4	1.75	4.528	2.920	2.040
SHF78-16-16FL90	1	1	1.75	5.134	3.483	2.441
SHF78-16-20FL90	1	1 1/4	1.75	4.949	3.335	2.457
SHF78-16-24FL90	1	1 1/2	1.75	-	-	-
SHF78-20-20FL90	1 1/4	1 1/4	2.00	-	-	-
SHF78-20-24FL90	1 1/4	1 1/2	2.38	-	-	-
SHF78-24-24FL90	1 1/2	1 1/2	2.38	-	-	-
SHF78-24-32FL90	1 1/2	2	2.81	-	-	-
SHF78-32-32FL90	2	2	2.81	-	-	-

Some of these items are made to order, with minimum quantity requirements.

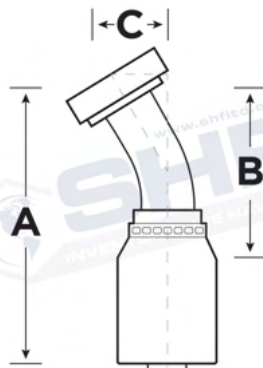
1

Code 62 Flange - Straight



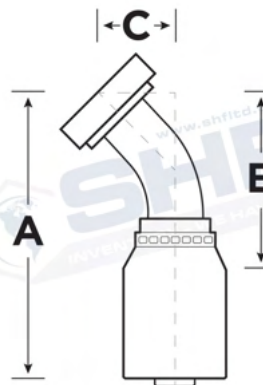
PART NO	HOSE ID	FLANGE IN	FLANGE OD	A OAL	B CUT-OFF
SHF78-12-12FH	3/4	3/4	1.63	-	-
SHF78-16-16FH	1	1	1.88	5.177	2.716
SHF78-20-20FH	1 1/4	1 1/4	2.13	-	-
SHF78-24-24FH	1 1/2	1 1/2	2.50	5.630	3.150
SHF78-32-32FH	2	2	3.13	7.962	5.198

Code 62 Flange - 30°



PART NO	HOSE ID	FLANGE IN	FLANGE OD	A OAL	B CUT-OFF	C DROP
SHF78-08-08FH30	1/2	1/2	1.25	-	-	-
SHF78-12-12FH30	3/4	3/4	1.63	-	-	-
SHF78-16-16FH30	1	1	1.88	5.905	3.858	1.181
SHF78-20-20FH30	1 1/4	1 1/4	2.13	-	-	-
SHF78-24-24FH30	1 1/2	1 1/2	2.50	-	-	-
SHF78-32-32FH30	2	2	3.13	-	-	-

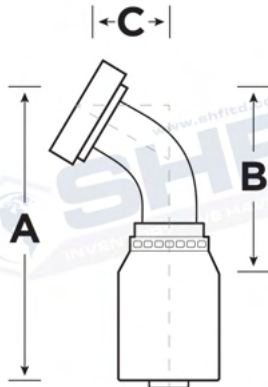
Code 62 Flange - 45°



PART NO	HOSE ID	FLANGE IN	FLANGE OD	A OAL	B CUT-OFF	C DROP
SHF78-12-12FH45	3/4	3/4	1.63	-	-	-
SHF78-16-16FH45	1	1	1.88	-	-	-
SHF78-20-20FH45	1 1/4	1 1/4	2.13	7.160	4.330	1.730
SHF78-24-24FH45	1 1/2	1 1/2	2.50	7.838	5.145	3.267
SHF78-32-32FH45	2	2	3.13	8.752	5.809	3.405

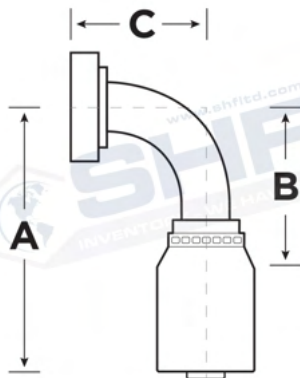
Some of these items are made to order, with minimum quantity requirements.

Code 62 Flange - 60°



PART NO.	HOSE ID.	FLANGE INCH	FLANGE O.D.	A OAL	B CUT-OFF	C DROP
SHF78-08-08FH60	1/2	1/2	1.25	-	-	-
SHF78-12-12FH60	3/4	3/4	1.63	-	-	-
SHF78-16-16FH60	1	1	1.88	5.236	3.189	2.047
SHF78-20-20FH60	1 1/4	1 1/4	2.13	-	-	-
SHF78-24-24FH60	1 1/2	1 1/2	2.50	-	-	-
SHF78-32-32FH60	2	2	3.13	-	-	-

Code 62 Flange - 90°

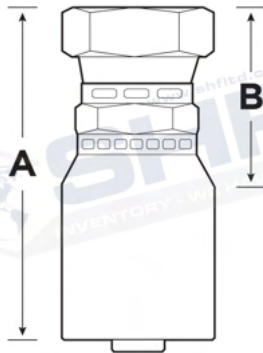


PART NO.	HOSE ID.	FLANGE INCH	FLANGE OD.	A OAL	B CUT-OFF	C DROP
SHF78-12-12FH90	3/4	3/4	1.63	-	-	-
SHF78-16-16FH90	1	1	1.88	-	-	-
SHF78-20-20FH90	1 1/4	1 1/4	2.13	6.299	3.464	3.189
SHF78-20-24FH90	1 1/4	1 1/2	2.50	-	-	-
SHF78-24-24FH90	1 1/2	1 1/2	2.50	6.653	3.760	3.780
SHF78-32-32FH90	2	2	3.13	8.016	5.320	4.326



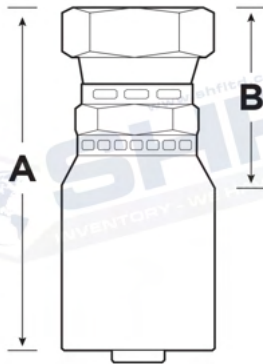
Some of these items are made to order, with minimum quantity requirements.

Swivel Female ORFS (O-Ring Face Seal)



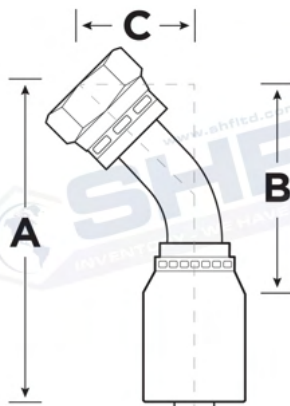
PART NO	HOSE ID	THREAD	A OAL	B CUT-OFF
SHF78-12-12OFT	3/4	1 13/16-12	-	-
SHF78-16-16OFT	1	1 7/16-12	-	-
SHF78-20-20OFT	1 1/4	1 11/16-12	-	-
SHF78-24-24OFT	1 1/2	2-12	-	-

Swivel Female BSP 60° Cone - Straight



PART NO	HOSE ID	THREAD	A OAL	B CUT-OFF
SHF78-12-12BSP	3/4	3/4-14	3.540	1.620
SHF78-16-16BSP	1	1-11	3.874	1.735
SHF78-20-20BSP	1 1/4	1 1/4-11	-	-
SHF78-24-24BSP	1 1/2	1 1/2-11	-	-
SHF78-32-32BSP	2	2-11	-	-

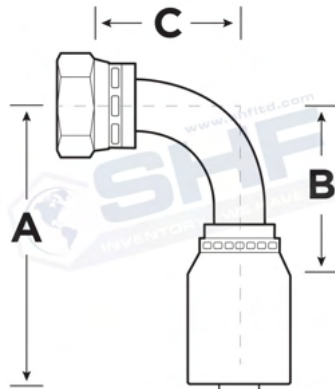
Swivel Female BSP 60° Cone - 45°



PART NO	HOSE ID	THREAD	A OAL	B CUT-OFF	C DROP
SHF78-12-12BSP45	3/4	3/4-14	-	-	-
SHF78-16-16BSP45	1	1-11	-	-	-
SHF78-20-20BSP45	1 1/4	1 1/4-11	-	-	-
SHF78-24-24BSP45	1 1/2	1 1/2-11	-	-	-
SHF78-32-32BSP45	2	2-11	-	-	-

Some of these items are made to order, with minimum quantity requirements.

Swivel Female BSP 60° Cone - 90°



PART NO	HOSE ID	THREAD	A OAL	B CUT-OFF	C DROP
SHF78-12-12BSP90	3/4	3/4-14	-	-	-
SHF78-16-12BSP90	1	1-11	-	-	-
SHF78-16-16BSP90	1	1-11	4.695	2.864	2.578
SHF78-20-20BSP90	1 1/4	1 1/4-11	-	-	-
SHF78-24-24BSP90	1 1/2	1 1/2-11	-	-	-
SHF78-32-32BSP90	2	2-11	-	-	-



Some of these items are made to order, with minimum quantity requirements.



SHF90L CRIMP FITTINGS

SAE 100R8

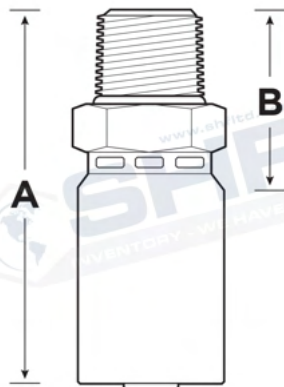
316 SS

SECTION 1 CRIMP FITTINGS

SHFAA	p.2-8
SHFBW	p.9-21
SHFHY	p.22-32
SHFJJ	p.33-37
SHF43	p.38-53
SHF55	p.54-55
SHF58	p.56-57
SHF71	p.58-61
SHF77	p.62-63
SHF78	p.64-71
SHF90L	p.72-73
SHF91	p.74-81

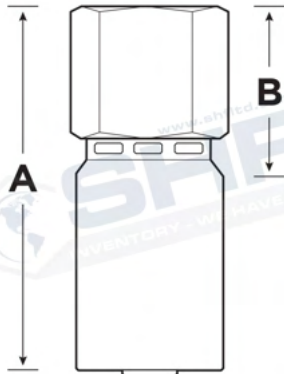


Male NPT Pipe - Rigid



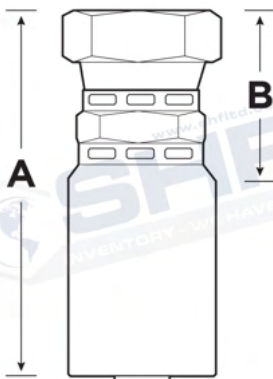
PART NO	HOSE ID	THREAD	A OAL	B CUT-OFF
SHF90L-04-04MP	1/4	1/4-18	2.372	1.048
SHF90L-06-06MP	3/8	3/8-18	2.589	1.313
SHF90L-08-08MP	1/2	1/2-14	3.026	1.500
SHF90L-12-12MP	3/4	3/4-14	3.213	1.625
SHF90L-16-16MP	1	1-11 1/2	3.964	1.875

Female NPT Pipe - Rigid



PART NO	HOSE ID	THREAD	A OAL	B CUT-OFF
SHF90L-04-04FP	1/4	1/4-18	2.400	1.090

Female JIC 37° - Swivel



PART NO	HOSE ID	FLANGE IN	FLANGE OD	A OAL
SHF90L-04-04FJ	1/4	7/16-20	2.440	1.122
SHF90L-06-06FJ	3/8	9/16-18	2.818	1.563
SHF90L-08-08FJ	1/2	3/4-16	3.151	1.165
SHF90L-10-10FJ	5/8	7/8-14	3.432	1.875
SHF90L-12-12FJ	3/4	1-1/16-12	3.432	1.750
SHF90L-16-16FJ	1	1 5/16-12	4.057	1.937

Some of these items are made to order, with minimum quantity requirements.



SHF91 CRIMP FITTINGS

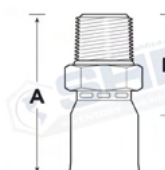
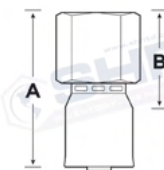
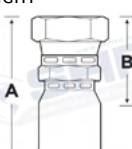
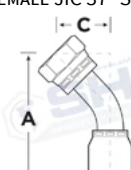
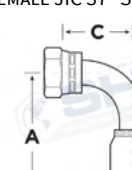
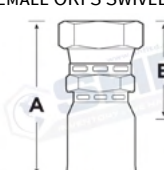
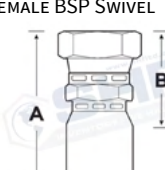
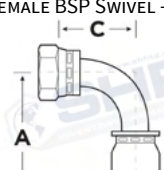
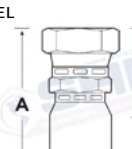
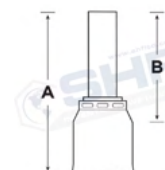
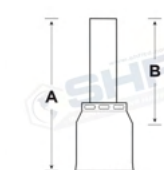
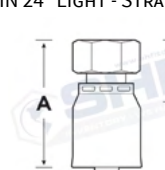
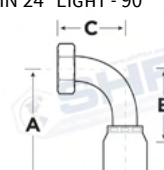
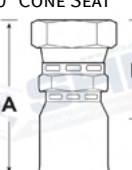
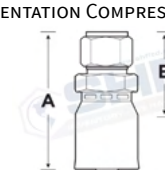
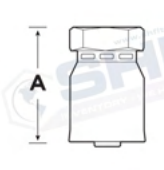
SAE 100R14
304 & 316 SS

SECTION 1 CRIMP FITTINGS

SHFAA	p.2-8
SHFBW	p.9-21
SHFHY	p.22-32
SHFJJ	p.33-37
SHF43	p.38-53
SHF55	p.54-55
SHF58	p.56-57
SHF71	p.58-61
SHF77	p.62-63
SHF78	p.64-71
SHF90L	p.72-73

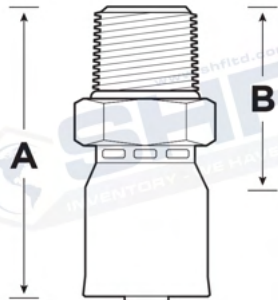
SHF91 p.74-81



<p>NPT PIPE</p>	<p>SHF91 MALE NPT PIPE - RIGID</p>  <p>p.76</p>	<p>SHF91 FEMALE NPT PIPE - RIGID</p>  <p>p.76</p>	<p>JIC 37°</p>	<p>SHF91 FEMALE JIC 37° SWIVEL STRAIGHT</p>  <p>p.77</p>
<p>SHF91 FEMALE JIC 37° SWIVEL 45°</p>  <p>p.77</p>	<p>SHF91 FEMALE JIC 37° SWIVEL 90°</p>  <p>p.77</p>	<p>FEMALE O-RING FACE SEAL (ORFS)</p>	<p>SHF91 FEMALE ORFS SWIVEL</p>  <p>p.78</p>	
<p>FEMALE BSP 60° CONE SWIVEL</p>	<p>SHF91 FEMALE BSP SWIVEL</p>  <p>p.78</p>	<p>SHF91 FEMALE BSP SWIVEL - 90°</p>  <p>p.78</p>	<p>FEMALE 45° SAE FLARE SWIVEL</p>	<p>SHF91 FEMALE 45° SAE FLARE SWIVEL</p>  <p>p.79</p>
<p>STAND PIPE (TUBE STUB)</p>	<p>SHF91 TUBE STUB</p>  <p>p.79</p>	<p>METRIC STAND PIPE (TUBE STUB)</p>	<p>SHF91 METRIC TUBE STUB</p>  <p>p.80</p>	
<p>FEMALE DIN SWIVEL</p>	<p>SHF91 DIN 24° LIGHT - STRAIGHT</p>  <p>p.80</p>	<p>SHF91 DIN 24° LIGHT - 90°</p>  <p>p.80</p>	<p>JIS 30° CONE SEAT</p>	<p>SHF91 JIS 30° CONE SEAT</p>  <p>p.81</p>
<p>LOK</p>	<p>SHF91 DOUBLE FERRULE INSTRUMENTATION COMPRESSION</p>  <p>p.81</p>	<p>LIFE SAVER</p>	<p>SHF91 LIFE SAVER</p>  <p>p.81</p>	

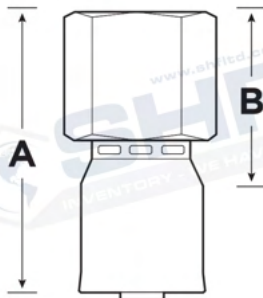
1

Male NPT Pipe - Rigid



PART NO	HOSE ID	THREAD	A OAL	B CUT-OFF
SHF91-04-02MP	3/16	1/8-27	1.376	.920
SHF91-04-04MP	3/16	1/4-18	1.423	.998
SHF91-05-04MP	1/4	1/4-18	1.547	1.075
SHF91-06-04MP	5/16	1/4-18	-	-
SHF91-06-06MP	5/16	3/8-18	1.742	1.098
SHF91-07-06MP	3/8	3/8-18	-	-
SHF91-08-08MP	13/32	1/2-14	1.977	1.334
SHF91-10-08MP	1/2	1/2-14	2.041	1.378
SHF91-12-12MP	5/8	3/4-14	2.256	1.522
SHF91-16-16MP	7/8	1-11 1/2	2.644	1.831

Female NPT Pipe - Rigid

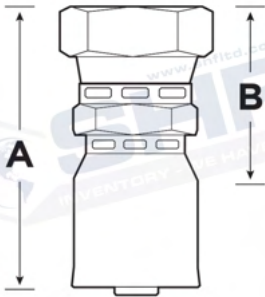


PART NO	HOSE ID	THREAD	A OAL	B CUT-OFF
SHF91-04-04FP	3/16	1/4-18	-	-
SHF91-05-04FP	1/4	1/4-18	-	-
SHF91-06-06FP	5/16	3/8-18	-	-
SHF91-07-06FP	3/8	3/8-18	-	-
SHF91-08-08FP	13/32	1/2-14	-	-
SHF91-10-08FP	1/2	1/2-14	-	-
SHF91-12-12FP	5/8	3/4-14	-	-
SHF91-16-16FP	7/8	1-11 1/2	-	-



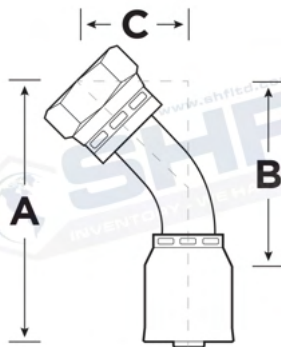
Some of these items are made to order, with minimum quantity requirements.

Female JIC 37° - Swivel - Straight



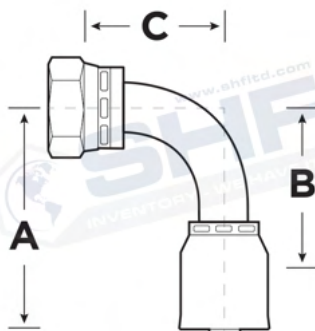
PART NO	HOSE ID	THREAD	A OAL	B CUT-OFF
SHF91-04-04FJ	3/16	7/16-20	1.583	1.028
SHF91-05-04FJ	1/4	7/16-20	-	-
SHF91-06-06FJ	5/16	9/16-18	1.680	1.048
SHF91-06-08FJ	5/16	3/4-16	-	-
SHF91-08-08FJ	13/32	3/4-16	1.950	1.278
SHF91-10-08FJ	1/2	3/4-16	1.893	1.266
SHF91-10-10FJ	1/2	7/8-14	2.079	1.387
SHF91-10-12FJ	1/2	1 1/16-12	-	-
SHF91-12-12FJ	5/8	1 1/16-12	2.193	1.375
SHF91-12-16FJ	5/8	1 5/16-12	-	-
SHF91-16-16FJ	7/8	1 5/16-12	2.481	1.627

Female JIC 37° - Swivel - 45°



PART NO	HOSE ID	THREAD	A OAL	B CUT OFF
SHF91-04-04FJ45	3/16	7/16-20	-	-
SHF91-05-04FJ45	1/4	7/16-20	-	-
SHF91-06-06FJ45	5/16	9/16-18	-	-
SHF91-06-08FJ45	5/16	3/4-16	-	-
SHF91-08-08FJ45	13/32	3/4-16	-	-
SHF91-10-08FJ45	1/2	3/4-16	-	-
SHF91-10-10FJ45	1/2	7/8-14	-	-
SHF91-10-12FJ45	1/2	1 1/16-12	-	-
SHF91-12-12FJ45	5/8	1 1/16-12	-	-
SHF91-12-16FJ45	5/8	1 5/16-12	-	-
SHF91-16-16FJ45	7/8	1 5/16-12	-	-

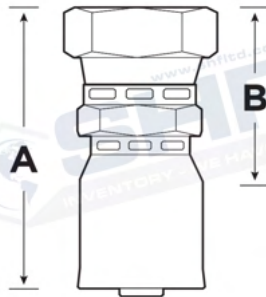
Female JIC 37° - Swivel - 90°



PART NO	HOSE ID	THREAD	A OAL	B CUT OFF
SHF91-04-04FJ90	3/16	7/16-20	-	-
SHF91-05-04FJ90	1/4	7/16-20	-	-
SHF91-06-06FJ90	5/16	9/16-18	-	-
SHF91-06-08FJ90	5/16	3/4-16	-	-
SHF91-08-08FJ90	13/32	3/4-16	-	-
SHF91-10-08FJ90	1/2	3/4-16	-	-
SHF91-10-10FJ90	1/2	7/8-14	-	-
SHF91-10-12FJ90	1/2	1 1/16-12	-	-
SHF91-12-12FJ90	5/8	1 1/16-12	-	-
SHF91-12-16FJ90	5/8	1 5/16-12	-	-
SHF91-16-16FJ90	7/8	1 5/16-12	-	-

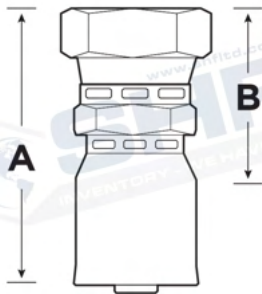
Some of these items are made to order, with minimum quantity requirements.

Swivel Female ORFS (O-Ring Face Seal)



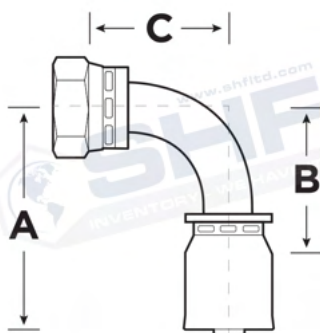
PART NO	HOSE ID	THREAD	A OAL	B CUT-OFF
SHF91-04-04OFT	3/16	9/16-18	-	-
SHF91-05-04OFT	1/4	9/16-18	-	-
SHF91-06-06OFT	5/16	11/16-16	-	-
SHF91-08-08OFT	13/32	13/16-16	-	-
SHF91-10-10OFT	1/2	1-14	-	-
SHF91-12-12OFT	5/8	1 13/16-12	-	-
SHF91-16-16OFT	7/8	1 7/16-12	-	-

Swivel Female BSP 60° Cone - Straight



PART NO	HOSE ID	THREAD	A OAL	B CUT-OFF
SHF91-04-04BSP	3/16	1/4-19	-	-
SHF91-06-06BSP	5/16	3/8-19	1.748	1.142
SHF91-08-08BSP	13/32	1/2-14	-	-
SHF91-10-10BSP	1/2	5/8-14	-	-
SHF91-12-12BSP	5/8	3/4-14	-	-
SHF91-16-16BSP	7/8	1-11	-	-

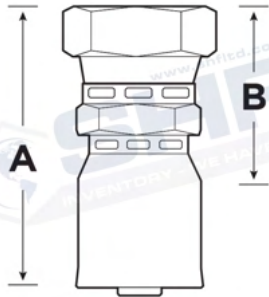
Swivel Female BSP 60° Cone - 90°



PART NO	HOSE ID	THREAD	A OAL	B CUT-OFF	C DROP
SHF91-04-04BSP90	3/16	1/4-19	-	-	-
SHF91-06-06BSP90	5/16	3/8-19	2.068	1.425	1.798
SHF91-08-08BSP90	13/32	1/2-14	-	-	-
SHF91-10-10BSP90	1/2	5/8-14	-	-	-
SHF91-12-12BSP90	7/8	3/4-14	-	-	-
SHF91-16-16BSP90	1	1-11	-	-	-

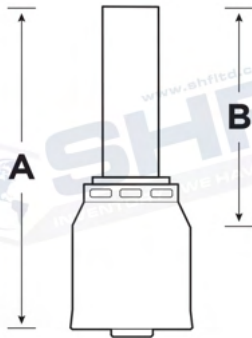
Some of these items are made to order, with minimum quantity requirements.

Swivel Female 45° SAE Flare



PART NO	HOSE ID	THREAD	A OAL	B CUT-OFF	C DROP
SHF91-06-06FA	5/16	5/8-18	-	-	-
SHF91-12-12FA	5/8	1 1/16-14	-	-	-

Stand Pipe (Tube Stub)

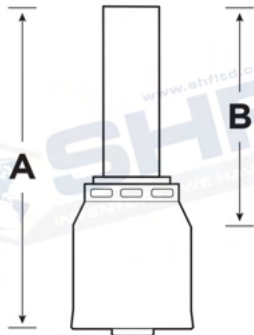


PART NO	HOSE ID	TUBING OD	A OAL	B CUT OFF
SHF91-04-04TS	3/16	1/4	-	-
SHF91-05-04TS	1/4	1/4	1.800	1.261
SHF91-06-06TS	5/16	3/8	-	-
SHF91-07-06TS	3/8	3/8	2.093	1.398
SHF91-08-08TS	13/32	1/2	-	-
SHF91-10-08TS	1/2	1/2	2.518	1.627
SHF91-12-12TS	5/8	3/4	-	-
SHF91-16-16TS	7/8	1	-	-



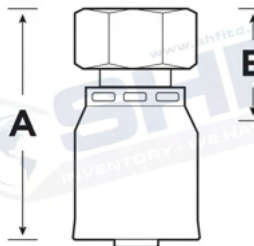
Some of these items are made to order, with minimum quantity requirements.

Metric Stand Pipe (Tube Stub)



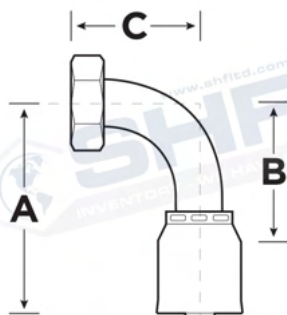
PART NO	HOSE ID	TUBING OD	A OAL	B CUT-OFF
SHF91-04-06MTS	3/16	0.375	-	-
SHF91-05-08MTS	1/4	0.500	-	-
SHF91-06-10MTS	5/16	0.625	-	-
SHF91-08-12MTS	13/32	0.750	-	-
SHF91-10-15MTS	1/2	0.938	-	-
SHF91-12-18MTS	5/8	1.125	-	-
SHF91-16-22MTS	7/8	1.375	-	-

DIN 24° Light - Straight



PART NO	HOSE ID	THREAD	A OAL	B CUT-OFF
SHF91-05-06L	1/4	M12 x 1.5	-	-
SHF91-05-08L	1/4	M14 x 1.5	-	-
SHF91-06-10L	5/16	M16 x 1.5	-	-
SHF91-08-12L	13/32	M18 x 1.5	-	-
SHF91-10-15L	1/2	M22 x 1.5	-	-
SHF91-12-18L	5/8	M26 x 1.5	-	-
SHF91-16-22L	7/8	M30 x 2.0	-	-
SHF91-20-35L	1 1/8	M45 x 2.0	-	-

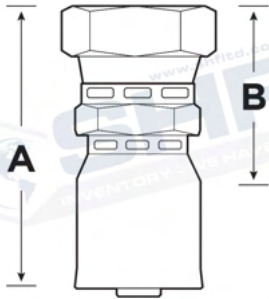
DIN 24° Light - 90°



PART NO	HOSE ID	THREAD	A OAL	B CUT-OFF	C DROP
SHF91-05-06L90	1/4	M12 x 1.5	-	-	-
SHF91-05-08L90	1/4	M14 x 1.5	-	-	-
SHF91-06-10L90	5/16	M16 x 1.5	-	-	-
SHF91-08-12L90	13/32	M18 x 1.5	-	-	-
SHF91-10-15L90	1/2	M22 x 1.5	-	-	-
SHF91-12-18L90	5/8	M26 x 1.5	-	-	-
SHF91-16-22L90	7/8	M30 x 2.0	-	-	-
SHF91-20-35L90	1 1/8	M45 x 2.0	-	-	-

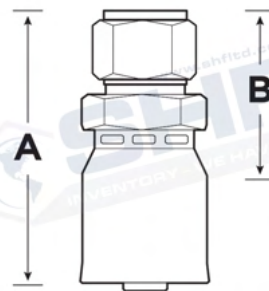
Some of these items are made to order, with minimum quantity requirements.

JIS 30° Cone Seat - Straight



PART NO	HOSE ID	THREAD	A OAL	B CUT-OFF
SHF91-04-04JIS	3/16	1/4-19	-	-
SHF91-06-06JIS	5/16	3/8-19	-	-
SHF91-08-08JIS	13/32	1/2-14	-	-
SHF91-10-10JIS	1/2	5/8-14	-	-
SHF91-12-12JIS	5/8	3/4-14	-	-
SHF91-16-16JIS	7/8	1-11	-	-

LOK - Double Ferrule Instrumentation Compression



PART NO	HOSE ID	TUBING COMPRESSION	A OAL	B CUT-OFF
SHF91-04-04LOK	3/16	1/4	-	-
SHF91-05-04LOK	1/4	1/4	-	-
SHF91-06-06LOK	5/16	3/8	-	-
SHF91-07-06LOK	3/8	3/8	-	-
SHF91-08-08LOK	13/32	1/2	-	-
SHF91-10-08LOK	1/2	1/2	-	-
SHF91-10-10LOK	1/2	5/8	-	-
SHF91-12-12LOK	5/8	3/4	-	-
SHF91-16-16LOK	7/8	1	-	-

Life Saver



PART NO	HOSE ID	COUNTERBORE ID	A OAL	B CUT-OFF
SHF91-04-04LS	3/16	0.250	-	-
SHF91-06-06LS	5/16	0.375	-	-
SHF91-10-08LS	1/2	0.500	-	-
SHF91-12-12LS	5/8	0.750	-	-
SHF91-16-16LS	7/8	1.000	-	-



Some of these items are made to order, with minimum quantity requirements.

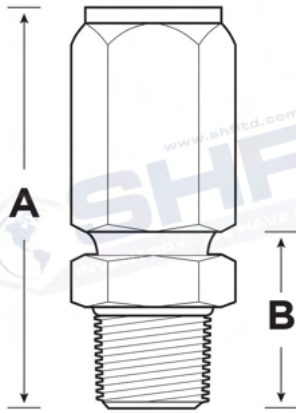


SECTION 2 REUSABLE FITTINGS

316 SS

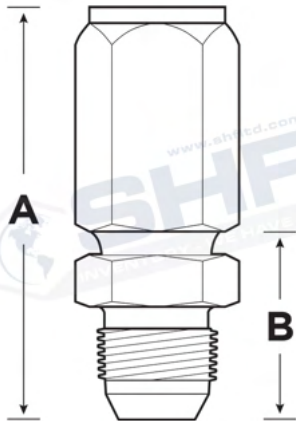


BM Series 100R2AT - Male NPT Pipe - Rigid



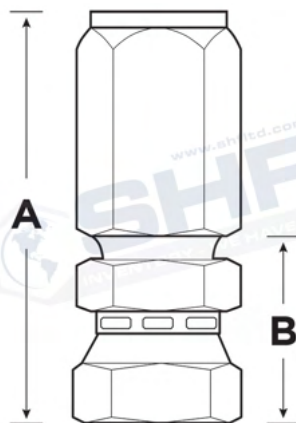
PART NO	HOSE ID	THREAD	A OAL	B CUT-OFF
SHFBM-04-04MP	1/4	1/4-18	-	-
SHFBM-06-06MP	3/8	3/8-18	-	-
SHFBM-08-08MP	1/2	1/2-14	-	-
SHFBM-12-12MP	3/4	3/4-14	-	-
SHFBM-16-16MP	1	1-11 1/2	3.764	1.761
SHFBM-20-20MP	1 1/4	1 1/4-11 1/2	-	-
SHFBM-24-24MP	1 1/2	1 1/2-11 1/2	-	-
SHFBM-32-32MP	2	2-11 1/2	-	-

BM Series 100R2AT - Male JIC 37° - Rigid



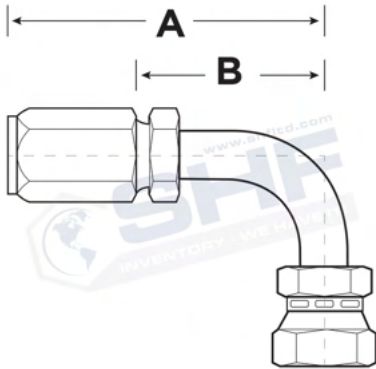
PART NO	HOSE ID	THREAD	A OAL	B CUT-OFF
SHFBM-04-04MJ	1/4	7/16-20	-	-
SHFBM-06-06MJ	3/8	9/16-18	-	-
SHFBM-06-08MJ	3/8	3/4-16	-	-
SHFBM-08-08MJ	1/2	3/4-16	-	-
SHFBM-12-12MJ	3/4	1 1/16-12	-	-
SHFBM-16-16MJ	1	1 5/16-12	-	-

BM Series 100R2AT - Female JIC 37° Swivel - Straight



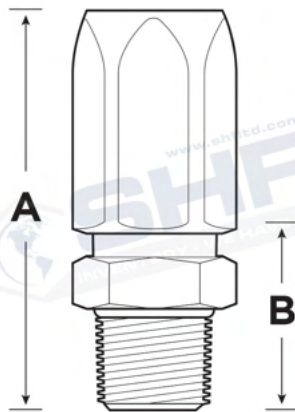
PART NO	HOSE ID	THREAD	A OAL	B CUT-OFF
SHFBM-04-04FJ	1/4	7/16-20	2.443	1.210
SHFBM-06-06FJ	3/8	9/16-18	2.739	1.444
SHFBM-08-08FJ	1/2	3/4-16	3.129	1.550
SHFBM-12-12FJ	3/4	1 1/16-12	3.449	1.677
SHFBM-16-16FJ	1	1 5/16-12	3.779	1.757
SHFBM-20-20FJ	1 1/4	1 5/8-12	-	-
SHFBM-24-24FJ	1 1/2	1 7/8-12	-	-
SHFBM-32-32FJ	2	2 1/2-12	-	-

BM Series 100R2AT - Female JIC 37° Swivel - 90°



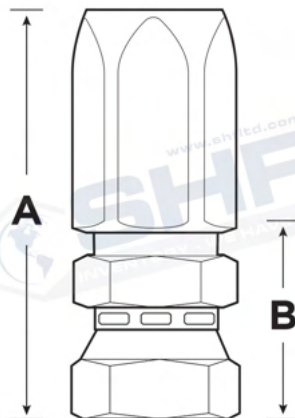
PART NO	HOSE ID	THREAD	A OAL	B CUT-OFF	C DROP
SHFBM-04-04FJ90	1/4	7/16-20	-	-	-
SHFBM-06-06FJ90	3/8	9/16-18	-	-	-
SHFBM-06-08FJ90	3/8	3/4-16	-	-	-
SHFBM-08-08FJ90	1/2	3/4-16	-	-	-
SHFBM-12-12FJ90	3/4	1 1/16-12	-	-	-
SHFBM-16-16FJ90	1	1 5/16-12	-	-	-

BN Series 100R5 - Male NPT Pipe - Rigid



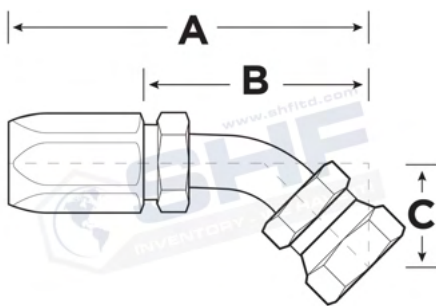
PART NO	HOSE ID	THREAD	A OAL	B CUT-OFF
SHFBN-04-04MP	3/16	1/4-18	1.882	.969
SHFBN-06-06MP	5/16	3/8-18	2.208	1.118
SHFBN-08-08MP	13/32	1/2-14	-	-
SHFBN-12-12MP	5/8	3/4-14	-	-
SHFBN-16-12MP	7/8	3/4-14	-	-
SHFBN-16-16MP	7/8	1-11 1/2	3.763	1.766
SHFBN-20-20MP	1 1/8	1 1/4-11 1/2	-	-
SHFBN-24-24MP	1 3/8	1 1/2-11 1/2	-	-
SHFBN-32-32MP	1 13/16	2-11 1/2	-	-
SHFBN-40-40MP	2 3/8	2 1/2-8	5.00	3.13

BN Series 100R5 - Female JIC 37° Swivel - Straight



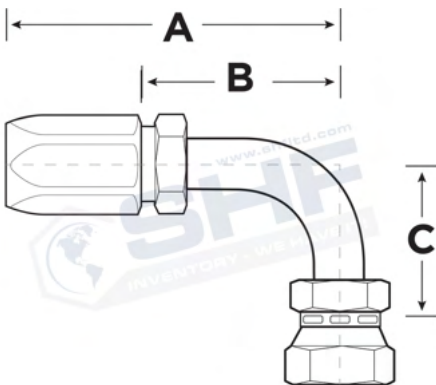
PART NO	HOSE ID	THREAD	A OAL	B CUT-OFF
SHFBN-04-04FJ	3/16	7/16-20	1.923	1.001
SHFBN-05-05FJ	1/4	1/2-20	-	-
SHFBN-06-06FJ	5/16	9/16-18	2.272	1.283
SHFBN-08-08FJ	13/32	3/4-16	2.719	1.428
SHFBN-10-10FJ	1/2	7/8-14	3.086	1.663
SHFBN-12-12FJ	5/8	1 1/16-12	3.462	1.729
SHFBN-16-16FJ	7/8	1 5/16-12	3.163	1.742
SHFBN-20-20FJ	1 1/8	1 5/8-12	3.522	2.016
SHFBN-24-24FJ	1 3/8	1 7/8-12	3.527	1.742
SHFBN-32-32FJ	1 13/16	2 1/2-12	-	-
SHFBN-40-40FJ	2 3/8	3-12	-	-

BN Series 100R5 - Female JIC 37° Swivel - 45°



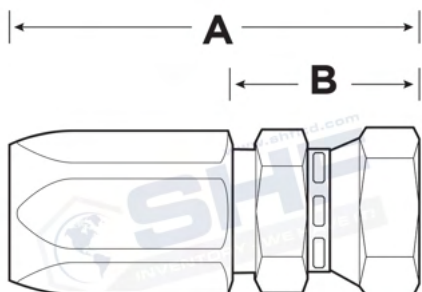
PART NO	HOSE ID	THREAD	A OAL	B CUT-OFF	C DROP
SHFBN-04-04FJ45	3/16	7/16-20	2.36	1.56	0.63
SHFBN-06-06FJ45	5/16	9/16-18	2.91	1.95	0.51
SHFBN-08-08FJ45	13/32	3/4-16	3.35	2.23	0.63
SHFBN-10-10FJ45	1/2	7/8-14	-	-	-
SHFBN-12-12FJ45	5/8	1 1/16-12	4.45	2.85	0.91
SHFBN-16-16FJ45	7/8	1 5/16-12	-	-	-
SHFBN-20-20FJ45	1 1/8	1 5/8-12	-	-	-
SHFBN-24-24FJ45	1 3/8	1 7/8-12	-	-	-
SHFBN-32-32FJ45	1 13/16	2 1/2-12	-	-	-

BN Series 100R5 - Female JIC 37° Swivel - 90°



PART NO	HOSE ID	THREAD	A OAL	B CUT-OFF	C DROP
SHFBN-04-04FJ90	3/16	7/16-20	2.602	1.661	1.176
SHFBN-06-06FJ90	5/16	9/16-18	3.153	2.047	1.516
SHFBN-08-08FJ90	13/32	3/4-16	3.541	2.223	1.638
SHFBN-10-10FJ90	1/2	7/8-14	-	-	-
SHFBN-12-12FJ90	5/8	1 1/16-12	4.363	2.607	2.247
SHFBN-16-16FJ90	7/8	1 5/16-12	4.911	3.013	2.545
SHFBN-20-20FJ90	1 1/8	1 5/8-12	5.027	3.516	2.952
SHFBN-24-24FJ90	1 3/8	1 7/8-12	-	-	-
SHFBN-32-32FJ90	1 13/16	2 1/2-12	-	-	-

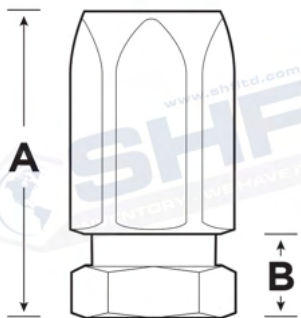
BN Series 100R5 - SAE Swivel Female 45° Flare



PART NO	HOSE ID	THREAD	A OAL	B CUT-OFF	C DROP
SHFBN-06-06FA	5/16	5/8-18	-	-	-
SHFBN-12-12FA	5/8	1 1/16-14	-	-	-

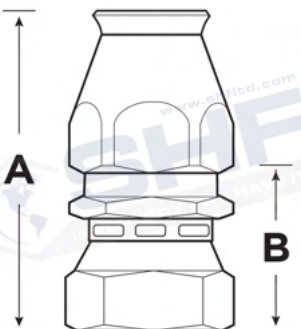


BN Series 100R5 - Life Saver



PART NO	HOSE ID	COUNTERBORE ID	A OAL	B CUT-OFF
SHFBN-04-04LS	3/16	0.250	-	-
SHFBN-06-06LS	5/16	0.375	-	-
SHFBN-08-08LS	13/32	0.500	-	-
SHFBN-10-10LS	1/2	0.625	-	-
SHFBN-12-12LS	5/8	0.750	-	-
SHFBN-16-16LS	7/8	1.000	-	-
SHFBN-20-20LS	1 1/8	1.250	-	-
SHFBN-24-24LS	1 3/8	1.500	-	-
SHFBN-32-32LS	1 13/16	2.000	-	-

90 Series 100R14 - Female JIC 37° Swivel



PART NO	HOSE ID	THREAD	A OAL	B CUT-OFF
SHF90-04-04FJ	1/4	7/16-20	1.537	1.040
SHF90-06-06FJ	3/8	9/16-18	1.735	1.171
SHF90-08-08FJ	1/2	3/4-16	1.970	1.320
SHF90-10-10FJ	5/8	7/8-14	2.155	1.440
SHF90-12-12FJ	3/4	1 1/16-12	2.280	1.612
SHFBN-16-16LS	1	1 5/16-12	2.500	1.800



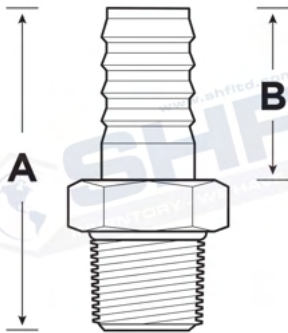


SECTION 3 HOSE BARBS

316 SS

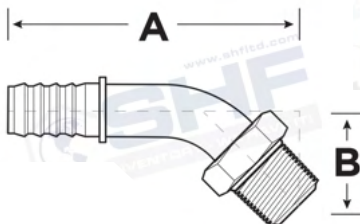


Hose Barb x Male NPT Straight



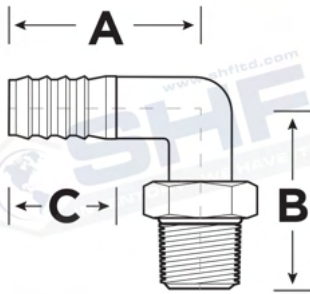
PART NO	HOSE ID	THREAD	HEX	BARB LENGTH	A OAL
HB-02-02MP	1/8	1/8-27	7/16	.405	1.080
HB-03-02MP	3/16	1/8-27	7/16	.591	1.271
HB-04-02MP	1/4	1/8-27	7/16"	1.003	1.50
HB-04-04MP	1/4	1/4-18	9/16"	1.003	1.70
HB-04-06MP	1/4	3/8-18	3/4"	1.003	1.60
HB-04-08MP	1/4	1/2-14	15/16"	1.003	1.80
HB-05-02MP	5/16	1/8-27	1/2"	1.015	1.485
HB-05-04MP	5/16	1/4-18	9/16"	1.015	1.618
HB-05-06MP	5/16	3/8-18	3/4"	1.015	1.667
HB-06-02MP	3/8	1/8-27	7/16"	.995	1.48
HB-06-04MP	3/8	1/4-18	9/16"	.980	1.70
HB-06-06MP	3/8	3/8-18	3/4"	.980	1.70
HB-06-08MP	3/8	1/2-14	15/16"	.980	1.80
HB-06-12MP	3/8	3/4-14	1"	.879	1.98
HB-08-04MP	1/2	1/4-18	5/8"	.942	1.60
HB-08-06MP	1/2	3/8-18	3/4"	.942	1.70
HB-08-08MP	1/2	1/2-14	7/8"	.942	2.00
HB-08-12MP	1/2	3/4-14	1-1/8"	.942	2.00
HB-10-06MP	5/8	3/8-18	3/4"	1.050	1.70
HB-10-08MP	5/8	1/2-14	15/16"	1.050	1.90
HB-10-12MP	5/8	3/4-14	1-1/8"	1.075	1.986
HB-12-06MP	3/4	3/8-18	7/8"	1.203	2.101
HB-12-08MP	3/4	1/2-14	15/16"	1.300	2.10
HB-12-12MP	3/4	3/4-14	1-1/8"	1.300	2.40
HB-12-16MP	3/4	1-11 1/2	1-3/8"	1.300	2.40
HB-16-12MP	1	3/4-14	1-1/8"	1.550	2.50
HB-16-16MP	1	1-11 1/2	1-3/8"	1.550	2.70
HB-16-20MP	1	1 1/4-11 1/2	1-3/4"	1.550	2.80
HB-20-16MP	1 1/4	1-11 1/2	1-7/16"	1.904	3.00
HB-20-20MP	1 1/4	1 1/4-11 1/2	1-13/16"	1.904	3.20
HB-24-24MP	1 1/2	1 1/2-11	2"	2.543	3.70
HB-32-32MP	2	2-11 1/2	2.5"	2.700	4.30
HB-40-40MP	2 1/2	2-1/2-8	3-1/4"	3.021	4.90
HB-48-48MP	3	3-8	3-3/4"	4.020	6.10

Hose Barb x Male NPT 45°



PART NO	HOSE ID	THREAD	HEX	A OAL	B DROP	BARB LENGTH
HB-16-16MP45	1	1-11 1/2	1-3/8"	4.1	1.3	1.374

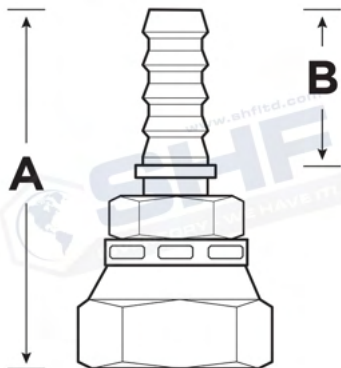
Hose Barb x Male NPT 90°



PART NO	HOSE ID	THREAD	HEX	A OAL	B DROP	BARB LENGTH
HB-04-02MP90	1/4	1/8-27	7/16"	1.20	.900	.640
HB-04-04MP90	1/4	1/4-18	9/16"	1.20	1.00	.640
HB-04-06MP90	1/4	3/8-18	3/4"	1.20	1.00	.640
HB-05-02MP90	1/4	1/8-27	1/2"	1.122	.864	.689
HB-05-04MP90	5/16	1/4-18	5/8"	1.176	.975	.718
HB-05-06MP90	5/16	3/8-18	3/4"	1.242	1.150	.720
HB-06-02MP90	3/8	1/8-27	29/64"	1.252	.890	.850
HB-06-04MP90	3/8	1/4-18	9/16"	1.20	1.00	.850
HB-06-06MP90	3/8	3/8-18	3/4"	1.40	1.20	.850
HB-06-08MP90	3/8	1/2-14	15/16"	1.40	1.30	.850
HB-08-04MP90	1/2	1/4-18	5/8"	1.50	1.20	1.000
HB-08-06MP90	1/2	3/8-18	3/4"	1.70	1.50	1.000
HB-08-08MP90	1/2	1/2-14	7/8"	1.60	1.50	1.000
HB-08-12MP90	1/2	3/4-14	1-1/8"	1.70	1.50	1.000
HB-10-08MP90	5/8	1/2-14	15/16"	1.7	1.3	1.100
HB-10-12MP90	5/8	3/4-14	1-1/8"	1.90	1.40	1.100
HB-12-08MP90	3/4	1/2-14	15/16"	1.80	1.50	1.215
HB-12-12MP90	3/4	3/4-14	1-1/4"	2.10	1.90	1.215
HB-16-16MP90	1	1-11 1/2	1-7/16"	2.40	2.20	1.300
HB-20-20MP90	1 1/4	1 1/4-11 1/2	1-13/16"	2.90	2.70	1.525
HB-24-24MP90	1 1/2	1 1/2-11	2"	3.30	3.00	2.000
HB-32-32MP90	2	2-11 1/2	2.5"	4.10	3.50	2.620
HB-40-40MP90	2 1/2	2-1/2-8	3-1/4"	4.50	4.00	2.975
HB-48-48MP90	3	3-8	3-3/4"	5.90	5.10	3.750

3

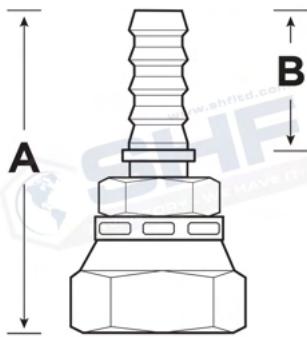
Hose Barb x Female Pipe Swivel



PART NO	HOSE ID	THREAD	HEX	A OAL	B DROP
HB-06-08FN	3/8-18	1/2-14	1-1/16"	2.250	1.003



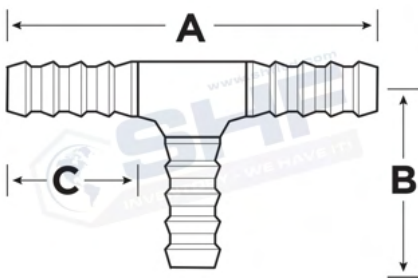
Hose Barb x Female JIC 37° Swivel - Straight



PART NO	HOSE ID	THREAD	HEX	BARB LENGTH	A OAL
HB-10-10FJ	5/8	1 5/16-12	1"	1.330	2.572
HB-16-16FJ	1	1 5/16-12	1"	2.048	3.105
HB-20-20FJ	1-1/4	1 5/8-12	2"	1.598	3.265
HB-24-24FJ	1-1/2	1 7/8-12	2-1/4"	1.746	3.630
HB-32-32FJ	2	2 1/2-12	2-7/8"	1.828	4.040

Additional sizes available upon request.

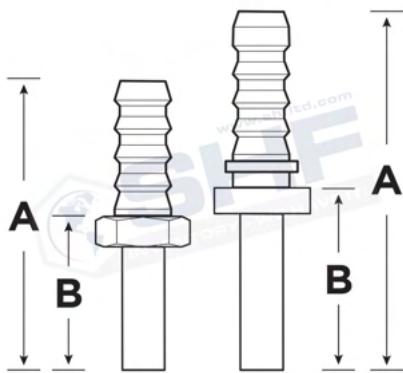
Hose Barb Tee



PART NO	HOSE ID	A	B	C
HB-04-04-04T	1/4	2.25	1.13	-
HB-06-06-06T	3/8	2.38	1.19	.874
HB-08-08-08T	1/2	2.50	1.25	.876



Hose Barb x Stand Pipe (Tube Stub)



PART NO	HOSE ID	TUBING OD	HEX	BARB LENGTH	A OAL
HB-08-08TS	1/2	0.500	3/4"	.994	2.240

3



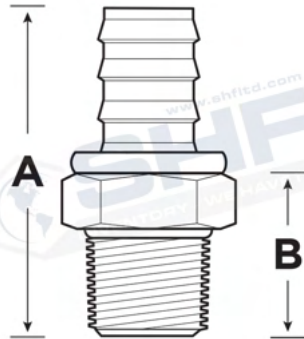


SECTION 4 PUSH ONS

316 SS

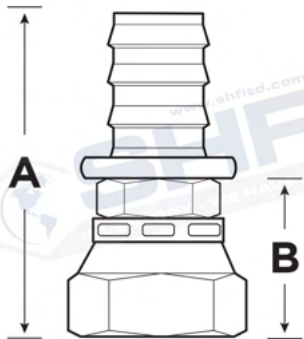


Male NPT Pipe - Rigid



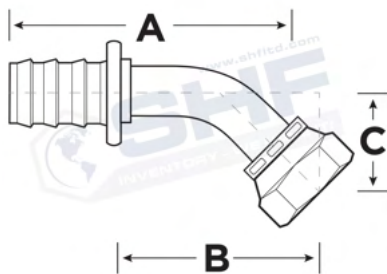
PART NO	HOSE ID	THREAD	A OAL	B CUT-OFF
SHFPO-04-02MP	1/4	1/8-27	1.380	0.820
SHFPO-04-04MP	1/4	1/4-18	1.575	0.825
SHFPO-06-04MP	3/8	1/4-18	1.750	0.870
SHFPO-06-06MP	3/8	3/8-18	1.785	0.880
SHFPO-06-08MP	3/8	1/2-14	1.935	0.889
SHFPO-08-06MP	1/2	3/8-18	2.030	1.130
SHFPO-08-08MP	1/2	1/2-14	2.180	1.130
SHFPO-10-08MP	5/8	1/2-14	2.450	1.150
SHFPO-12-06MP	3/4	3/8-18	2.299	1.160
SHFPO-12-08MP	3/4	1/2-14	2.229	1.160
SHFPO-12-12MP	3/4	3/4-14	2.620	1.160
SHFPO-12-16MP	3/4	1-11 1/2	3.060	1.160
SHFPO-16-16MP	1	1-11 1/2	3.069	1.610

Female JIC 37° Swivel - Straight



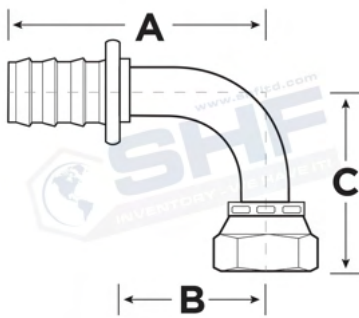
PART NO	HOSE ID	THREAD	A OAL	B CUT-OFF
SHFPO-04-04FJ	1/4	7/16-20	1.529	0.779
SHFPO-06-06FJ	3/8	9/16-18	1.759	0.859
SHFPO-08-08FJ	1/2	3/4-16	2.025	0.980
SHFPO-10-10FJ	5/8	7/8-14	2.540	1.200
SHFPO-12-12FJ	3/4	1 1/16-12	2.659	1.300
SHFPO-16-16FJ	1	1 5/16-12	2.950	1.320

Female JIC 37° Swivel - 45°



PART NO	HOSE ID	THREAD	A OAL	B CUT-OFF	C DROP
SHFPO-04-04FJ45	1/4	7/16-20	1.815	1.083	0.401
SHFPO-06-06FJ45	3/8	9/16-18	2.105	1.195	0.471
SHFPO-08-08FJ45	1/2	3/4-16	2.601	1.502	0.55

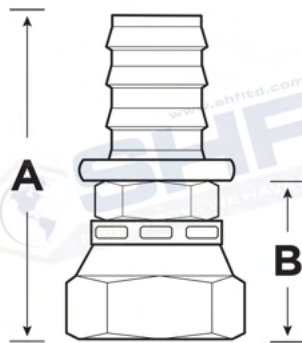
Female JIC 37° Swivel - 90°



PART NO	HOSE ID	THREAD	A OAL	B CUT-OFF	C DROP
SHFPO-04-04FJ90	1/4	7/16-20	1.550	0.780	0.830
SHFPO-06-06FJ90	3/8	9/16-18	1.915	0.950	0.920
SHFPO-08-08FJ90	1/2	3/4-16	2.208	1.205	1.098
SHFPO-10-10FJ90	5/8	7/8-14	3.275	1.605	1.235
SHFPO-12-12FJ90	3/4	1 1/16-12	3.124	1.575	1.695
SHFPO-16-16FJ90	1	1 5/16-12	4.497	2.600	1.860

4

Swivel Female ORFS (O-Ring Face Seal)



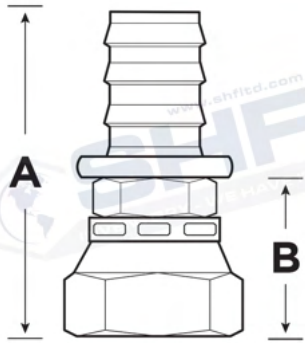
PART NO	HOSE ID	THREAD	A OAL	B CUT-OFF
SHFPO-04-04OFT	1/4	9/16-18	1.720	0.970
SHFPO-06-06OFT	3/8	11/16-16	1.970	1.070
SHFPO-08-08OFT	1/2	13/16-16	2.230	1.180
SHFPO-10-10OFT	5/8	1-14	2.930	1.480
SHFPO-12-12OFT	3/4	1 13/16-12	3.200	1.750
SHFPO-16-16OFT	1	1 7/16-12	3.190	1.740

Hose Mender Union



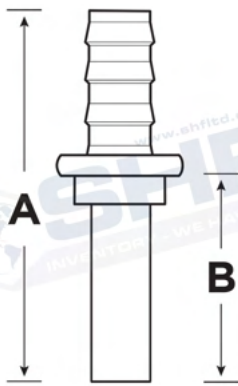
PART NO	HOSE ID	A OAL
SHFPO-04-04U	1/4	1.800
SHFPO-06-06U	3/8	2.150
SHFPO-08-08U	1/2	2.510
SHFPO-10-10U	5/8	3.310
SHFPO-12-12U	3/4	3.310
SHFPO-16-16U	1	3.310

Swivel Female 45° SAE Flare



PART NO	HOSE ID	THREAD	A OAL	B CUT-OFF
<i>SHFPO-06-06FA</i>	3/8	5/8-18	1.810	0.910
<i>SHFPO-12-12FA</i>	3/4	1 1/16-14	2.650	1.200

Stand Pipe (Tube Stub)



PART NO	HOSE ID	THREAD	A OAL	B CUT OFF
<i>SHFPO-04-04TS</i>	1/4	1/4	1.894	1.140
<i>SHFPO-06-06TS</i>	3/8	3/8	2.247	1.330
<i>SHFPO-08-08TS</i>	1/2	1/2	2.161	1.115
<i>SHFPO-10-10TS</i>	5/8	5/8	2.626	1.175
<i>SHFPO-12-12TS</i>	3/4	3/4	2.626	1.175





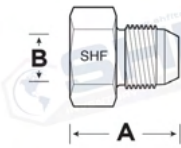
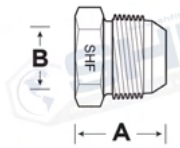
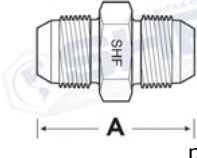
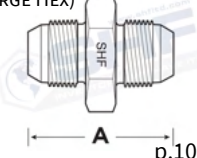
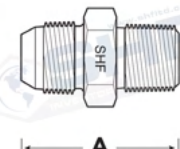
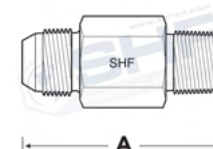
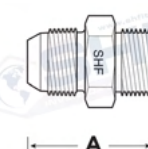
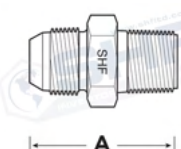
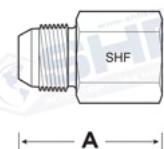
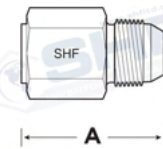
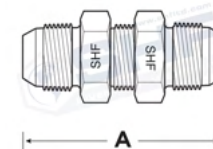
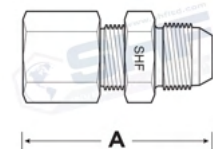
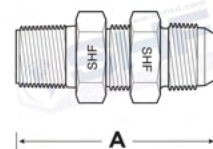
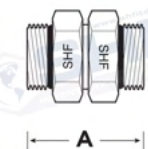

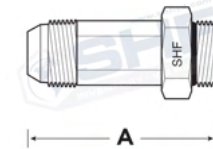
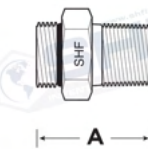
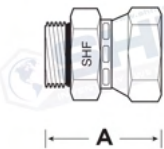
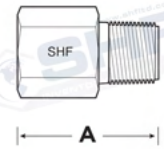
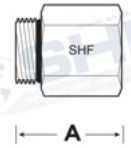
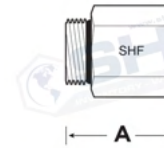

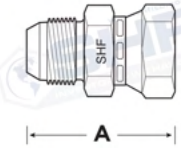
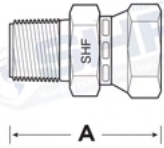
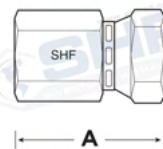
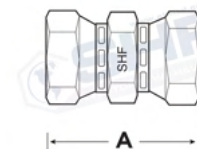
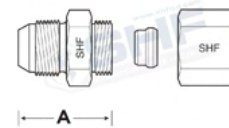
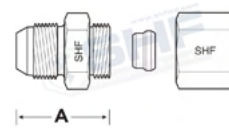
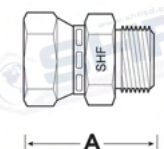
37° FLARE TUBE FITTINGS ADAPTERS

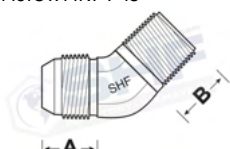
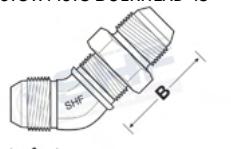
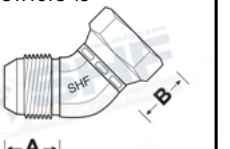
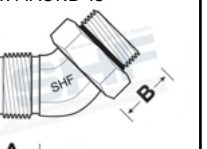

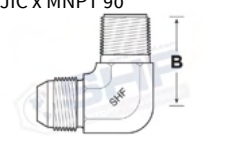

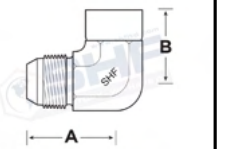
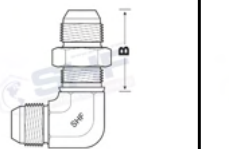
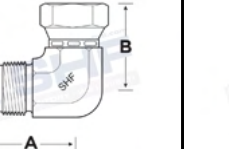
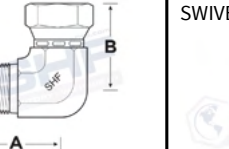
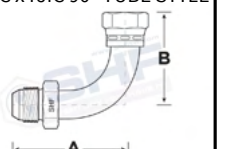
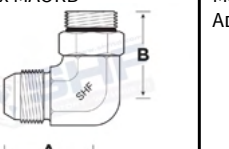
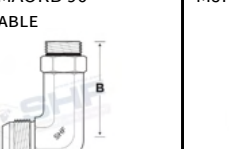
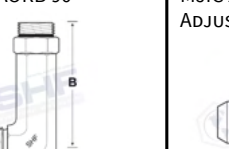
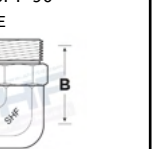
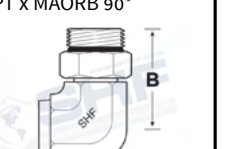
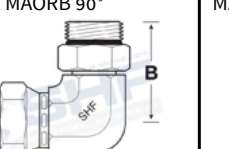
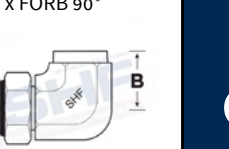
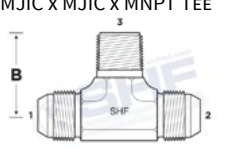
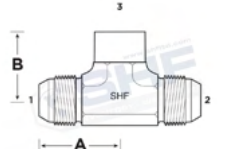
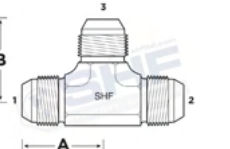
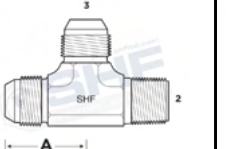
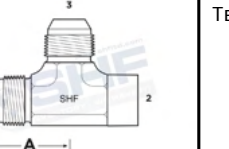
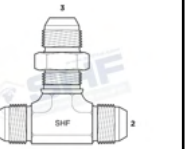
SAE J514
DIN15N 25N
316 SS

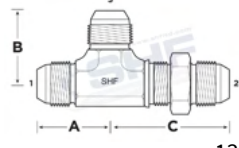
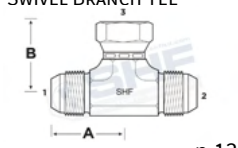
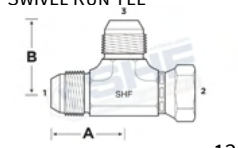
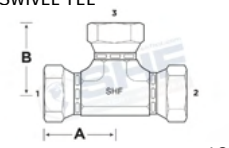
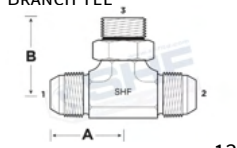
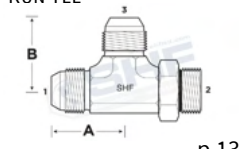
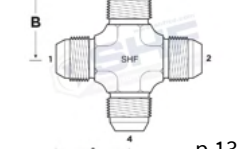






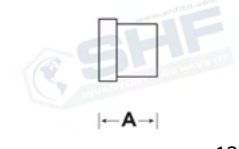

SECTION 5 ADAPTERS

37° FLARE TUBE	p.96-135
INSTRUMENT PIPE	p.136-153
ORFS ADAPTERS	p.154-159
BSP ADAPTERS	p.160-167
CODE 61 & 62	p.168-175



STRAIGHT	0402 MJIC x COUNTER BORE FOR PIPE  p.100	0403 MJIC x COUNTER BORE FOR TUBING  p.100	2403 MJIC x MJIC UNION  p.101	2403-LH MJIC x MJIC UNION (LARGE HEX)  p.102	
	2404 MJIC x MNPT  p.102-103	2404-L MJIC x MNPT LONG  p.104	2404-BSP MJIC x MBSPP  p.104	2404-BSPT MJIC x MBSPT  p.105	2405 MJIC x FNPT  p.106
	2406 MJIC x FJIC REDUCER  p.107	2700 MJIC x MJIC BULKHEAD  p.108	2705 FNPT x MJIC BULKHEAD  p.108	2706 MNPT x MJIC BULKHEAD  p.109	3474 MAORB x MORB  p.109
	6400 MJIC x MORB  p.110	6400-L MJIC x MORB LONG  p.111	6401 MNPT x MORB  p.111	6402 MORB x FJIC  p.112	6404 FORB x MNPT  p.112
	6405 MORB x FNPT  p.113	6410 MORB x FORB  p.114	6425 FORB x FORB  p.115	6504 MJIC x FJIC  p.115	6505 MNPT x FJIC  p.115
	6506 FNPT x FJIC  p.116	6565 FJIC x FJIC  p.116	7005-L MJIC x MDIN - LIGHT  p.117	7005-S MJIC x MDIN - HEAVY  p.117	7022 MBSPP x FJIC  p.117

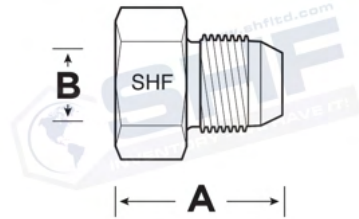
45°	2503 MJIC x MNPT 45°  p.118	2702 MJIC x MJIC BULKHEAD 45°  p.118	6502 MJIC x FJIC 45°  p.119	6802 MJIC x MAORB 45°  p.119
	90°	2500 MJIC x MJIC 90°  p.120	2501 MJIC x MNPT 90°  p.121	2501-L MJIC x MNPT LONG 90°  p.122
2502 MJIC x FNPT 90°  p.123		2701 MJIC x MJIC BULKHEAD 90°  p.123	6500 MJIC x FJIC 90°  p.124	6501 MNPT x FJIC 90°  p.124
6701 MJIC x FJIC 90° TUBE STYLE  p.125	6801 MJIC x MAORB  p.126	6801-L MJIC x MAORB 90° ADJUSTABLE  p.127	6801-LL MJIC x MAORB 90°  p.127	6801-BSPP MJIC x MBSPP 90° ADJUSTABLE  p.127
6805 FNPT x MAORB 90°  p.128	6809 FJIC x MAORB 90°  p.128	6815 MAORB x FORB 90°  p.128	TEES & CROSSES	
2601 MJIC x MJIC x MNPT TEE  p.129	2602 MJIC x MJIC x FNPT TEE  p.129	2603 MJIC x MJIC x MJIC TEE  p.129	2605 MJIC x MNPT x MJIC TEE  p.130	2606 MJIC x FNPT x MJIC TEE  p.130
2703 MJIC BULKHEAD BRANCH TEE  p.130				

<p>2704 MJIC BULKHEAD RUN TEE</p>  <p>p.131</p>	<p>6600 MJIC x MJIC x FJIC SWIVEL BRANCH TEE</p>  <p>p.131</p>	<p>6602 MJIC x FJIC x MJIC SWIVEL RUN TEE</p>  <p>p.131</p>	<p>6606 FJIC x FJIC x FJIC SWIVEL TEE</p>  <p>p.132</p>	<p>6803 MJIC x MJIC x MAORB BRANCH TEE</p>  <p>p.132</p>	
<p>6804 MJIC x MAORB x MJIC RUN TEE</p>  <p>p.132</p>	<p>2650 MJIC CROSS</p>  <p>p.133</p>	<p>PLUGS & CAPS</p>		<p>304-C JIC CAP NUT</p>  <p>p.133</p>	<p>2408 JIC PLUG</p>  <p>p.133</p>
<p>6408 MORB Hex Plug</p>  <p>p.134</p>	<p>6408-HH MORB HOLLOW Hex Plug</p>  <p>p.134</p>	<p>NUTS & SLEEVES</p>		<p>306-LN BULKHEAD LOCK NUT</p>  <p>p.134</p>	<p>318 JIC TUBE NUT</p>  <p>p.135</p>
<p>319 JIC TUBE SLEEVE</p>  <p>p.135</p>	<p>ACCESSORY</p>		<p>FS STAINLESS STEEL FLARE SAVER SEALS FOR MJIC 37°</p>  <p>p.135</p>		

5

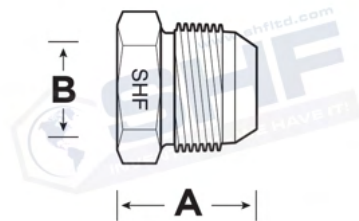


0402 - Male JIC x Counter Bore for Pipe - Straight




PART NO	MJIC-1	THREAD-1	A	B
0402-04	1/4	7/16-20	-	.555
0402-06	3/8	9/16-18	-	.690
0402-08	1/2	3/4-16	.976	.855
0402-12	3/4	1 1/16-12	1.320	1.065
0402-16	1	1 5/16-12	1.365	1.330
0402-20	1-1/4	1 5/8-12	1.501	1.675
0402-24	1-1/2	1 7/8-12	-	1.915
0402-32	2	2 1/2-12	-	2.406

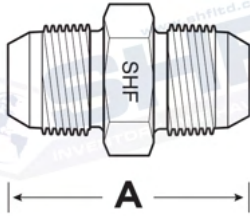
0403 - Male JIC x Counterbore for Tube - Straight



PART NO	HOSE ID	THREAD-1	A	B
0403-04	1/4	7/16-20	.800	.250
0403-06	3/8	9/16-18	.844	.375
0403-08	1/2	3/4-16	.944	.500
0403-10	5/8	7/8-14	.965	.625
0403-12	3/4	1 1/16-12	1.280	.750
0403-16	1	1 5/16-12	1.342	1.000
0403-20	1-1/4	1 5/8-12	1.450	1.250
0403-24	1-1/2	1 7/8-12	1.740	1.500
0403-32	2	2 1/2-12	2.055	2.000



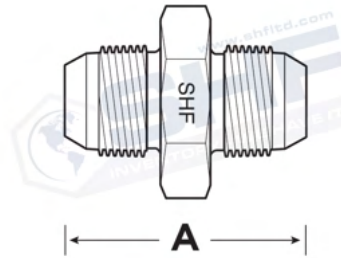
2403 - Male JIC x Male JIC Union - Straight



PART NO	MJ-1	MJ-2	THREAD-1	THREAD-2	A
2403-03-02	3/16	1/8	3/8-24	5/16-24	1.170
2403-03-03	3/16	3/16	3/8-24	3/8-24	-
2403-04-02	1/4	1/8	7/16-20	5/16-24	1.270
2403-04-04	1/4	1/4	7/16-20	7/16-20	1.373
2403-05-05	5/16	5/16	1/2-20	1/2-20	1.395
2403-06-04	3/8	1/4	9/16-18	7/16-20	1.428
2403-06-05	3/8	5/16	9/16-18	1/2-20	1.411
2403-06-06	3/8	3/8	9/16-18	9/16-18	1.421
2403-08-04	1/2	1/4	3/4-16	7/16-20	1.535
2403-08-06	1/2	3/8	3/4-16	9/16-18	1.541
2403-08-08	1/2	1/2	3/4-16	3/4-16	1.613
2403-10-04	5/8	1/4	7/8-14	7/16-20	1.662
2403-10-06	5/8	3/8	7/8-14	9/16-18	1.700
2403-10-08	5/8	1/2	7/8-14	3/4-16	1.821
2403-10-10	5/8	5/8	7/8-14	7/8-14	1.875
2403-10-12	5/8	3/4	7/8-14	1 1/16-12	2.047
2403-12-04	3/4	1/4	1 1/16-12	7/16-20	1.818
2403-12-06	3/4	3/8	1 1/16-12	9/16-18	1.843
2403-12-08	3/4	1/2	1 1/16-12	3/4-16	1.940
2403-12-10	3/4	5/8	1 1/16-12	7/8-14	2.057
2403-12-12	3/4	3/4	1 1/16-12	1 1/16-12	2.173
2403-12-16	3/4	1	1 1/16-12	1 5/16-12	2.195
2403-12-20	3/4	1 1/4	1 1/16-12	1 5/8-12	2.340
2403-14-14	7/8	7/8	1 3/16-12	1 3/16-12	2.209
2403-16-06	1	3/8	1 5/16-12	9/16-18	1.980
2403-16-08	1	1/2	1 5/16-12	3/4-16	1.969
2403-16-16	1	1	1 5/16-12	1 5/16-12	2.253
2403-16-20	1	1 1/4	1 5/16-12	1 5/8-12	2.372
2403-16-24	1	1 1/2	1 5/16-12	1 7/8-12	2.574
2403-16-32	1	2	1 5/16-12	2 1/2-12	2.980
2403-20-08	1 1/4	1/2	1 5/8-12	3/4-16	2.155
2403-20-16	1 1/4	1	1 5/8-12	1 5/16-12	2.380
2403-20-20	1 1/4	1 1/4	1 5/8-12	1 5/8-12	2.428
2403-20-24	1 1/4	1 1/2	1 5/8-12	1 7/8-12	2.621
2403-24-24	1 1/2	1 1/2	1 7/8-12	1 7/8-12	2.738
2403-24-32	1 1/2	2	1 7/8-12	2 1/2-12	3.152
2403-32-32	2	2	2 1/2-12	2 1/2-12	3.437

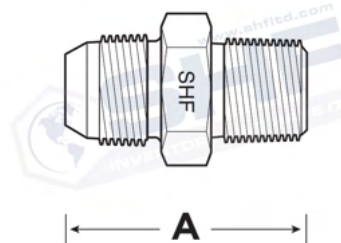


2403 - LH - Male JIC x Male JIC (LARGE HEX) - Straight



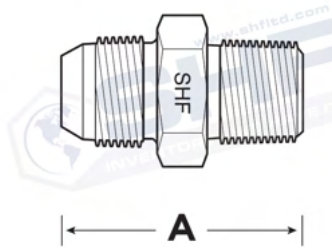
PART NO	MJ-1	MJ-2	THREAD-1	THREAD-2	A
2403-LH-02-03	1/8	3/16	5/16-24	3/8-24	1.172
2403-LH-02-04	1/8	1/4	5/16-24	7/16-20	1.250
2403-LH-03-03	3/16	3/16	3/8-24	3/8-24	1.217
2403-LH-04-04	1/4	1/4	7/16-20	7/16-20	1.371
2403-LH-04-06	1/4	3/8	7/16-20	9/16-18	1.407
2403-LH-04-08	1/4	1/2	7/16-20	3/4-16	1.508
2403-LH-05-05	5/16	5/16	1/2-20	1/2-20	-
2403-LH-05-06	5/16	3/8	1/2-20	9/16-18	1.400
2403-LH-06-02	3/8	1/8	9/16-18	5/16-24	-
2403-LH-06-06	3/8	3/8	9/16-18	9/16-18	1.410
2403-LH-06-08	3/8	1/2	9/16-18	3/4-16	1.541
2403-LH-06-12	3/8	3/4	9/16-20	1 1/16-12	1.850
2403-LH-08-08	1/2	1/2	3/4-16	3/4-16	1.651
2403-LH-08-10	1/2	5/8	3/4-16	7/8-14	1.753
2403-LH-08-12	1/2	3/4	3/4-16	1 1/16-12	1.950
2403-LH-10-04	5/8	1/4	7/8-14	7/16-20	1.668
2403-LH-10-10	5/8	5/8	7/8-14	7/8-14	1.839
2403-LH-12-04	3/4	1/4	1 1/16-12	7/16-20	1.791
2403-LH-12-12	3/4	3/4	1 1/16-12	1-1/16-12	2.102
2403-LH-12-16	3/4	1	1 1/16-12	1 5/16-12	2.160
2403-LH-16-06	1	3/8	1 5/16-12	9/16-18	-
2403-LH-16-16	1	1	1 5/16-12	1 5/16-12	2.109
2403-LH-20-20	1-1/4	1-1/4	1 5/8-12	1-5/8-12	2.430
2403-LH-24-24	1-1/4	1-1/4	1 5/8-12	1-5/8-12	2.430

2404 - Male JIC x Male NPT - Straight



PART NO	MJ-1	MP-2	THREAD-1 JIC	THREAD-2 NPT	A
2404-02-02	1/8	1/8	5/16-24	1/8-27	1.114
2404-02-04	1/8	1/4	5/16-24	1/4-18	1.299
2404-03-02	3/16	1/8	3/8-24	1/8-27	1.154
2404-03-04	3/16	1/4	3/8-24	1/4-18	-
2404-04-02	1/4	1/8	7/16-20	1/8-27	1.218
2404-04-04	1/4	1/4	7/16-20	1/4-18	1.415
2404-04-06	1/4	3/8	7/16-20	3/8-18	1.420
2404-04-08	1/4	1/2	7/16-20	1/2-14	1.655
2404-04-12	1/4	3/4	7/16-20	3/4-14	1.750
2404-05-02	5/16	1/8	1/2-20	1/8-27	1.221
2404-05-04	5/16	1/4	1/2-20	1/4-18	1.443
2404-05-06	5/16	3/8	1/2-20	9/16-18	1.434

2404 - Male JIC x Male NPT - Straight (CONTINUED)



PART NO	MJ-1	MP-2	THREAD-1	THREAD-2	A
2404-06-02	3/8	1/8	9/16-18	1/8-27	1.258
2404-06-04	3/8	1/4	9/16-18	1/4-18	1.448
2404-06-06	3/8	3/8	9/16-18	3/8-18	1.437
2404-06-08	3/8	1/2	9/16-18	1/2-14	1.691
2404-06-12	3/8	3/4	9/16-18	3/4-14	1.750
2404-06-16	3/8	1	9/16-18	1 5/16-12	1.940
2404-08-04	1/2	1/4	3/4-16	1/4-18	1.534
2404-08-06	1/2	3/8	3/4-16	3/8-18	1.580
2404-08-08	1/2	1/2	3/4-16	1/2-14	1.802
2404-08-12	1/2	3/4	3/4-16	3/4-14	1.846
2404-08-16	1/2	1	3/4-16	1-11 1/2	2.038
2404-10-06	5/8	3/8	7/8-14	3/8-18	1.673
2404-10-08	5/8	1/2	7/8-14	1/2-14	1.869
2404-10-12	5/8	3/4	7/8-14	3/4-14	1.953
2404-12-06	3/4	3/8	1 1/16-12	3/8-18	1.870
2404-12-08	3/4	1/2	1 1/16-12	1/2-14	1.995
2404-12-12	3/4	3/4	1 1/16-12	3/4-14	2.065
2404-12-16	3/4	1	1 1/16-12	1-11 1/2	2.244
2404-12-20	3/4	1 1/4	1 1/16-12	1 1/4-11 1/2	2.360
2404-12-24	3/4	1 1/2	1 1/16-12	1 1/2-11 1/2	2.450
2404-14-12	7/8	3/4	1 3/16-12	3/4-14	2.088
2404-14-16	7/8	1	1 3/16-12	1-11 1/2	2.240
2404-16-08	1	1/2	1 5/16-12	1/2-14	2.120
2404-16-12	1	3/4	1 5/16-12	3/4-14	2.136
2404-16-16	1	1	1 5/16-12	1-11 1/2	2.305
2404-16-20	1	1 1/4	1 5/16-12	1 1/4-11 1/2	2.409
2404-16-24	1	1 1/2	1 5/16-12	1 1/2-11 1/2	2.506
2404-20-16	1 1/4	1	1 5/8-12	1-11 1/2	2.377
2404-20-20	1 1/4	1 1/4	1 5/8-12	1 1/4-11 1/2	2.493
2404-20-24	1 1/4	1 1/2	1 5/8-12	1 1/2-11 1/2	2.558
2404-20-32	1 1/4	2	1 5/8-12	2-11 1/2	2.743
2404-24-16	1 1/2	1	1 7/8-12	1-11 1/2	2.622
2404-24-20	1 1/2	1 1/4	1 7/8-12	1 1/4-11 1/2	2.641
2404-24-24	1 1/2	1 1/2	1 7/8-12	1 1/2-11 1/2	2.692
2404-24-32	1 1/2	2	1 7/8-12	2-11 1/2	3.052
2404-32-24	2	1 1/2	2 1/2-12	1 1/2-11 1/2	3.069
2404-32-32	2	2	2 1/2-12	2-11 1/2	3.105
2404-40-40	2-1/2	2-1/2	3-12	2 1/2-8	3.374
2404-48-48	3	3	3 1/2-12	3-8	3.500

5

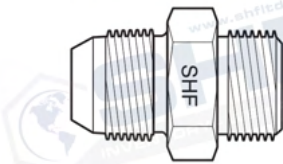
2404-L Male JIC x Male NPT - Straight



PART NO.	MJ-1	MP-2	THREAD-1	THREAD-2	A
2404-L-04-04	1/4	1/4	7/16-20	1/4-18	-
2404-L-06-04	3/8	1/4	9/16-18	1/4-18	-
2404-L-06-06	3/8	3/8	9/16-18	3/8-18	-
2404-L-08-08	1/2	1/2	3/4-16	1/2-14	-
2404-L-12-12	3/4	3/4	1 1/16-12	3/4-14	-
2404-L-16-16	1	1	1 5/16-12	1 - 11 1/2	-



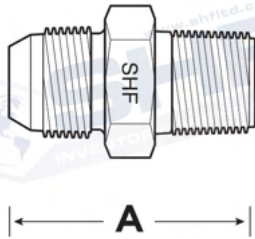
2404 - Male JIC x Male BSPP - Straight



PART NO.	MJ-1	BSPP-2	THREAD-1	THREAD-2	A
2404-04-02BSPP	1/4	1/8	7/16-20	1/8-28	1.388
2404-04-04BSPP	1/4	1/4	7/16-20	1/4-19	1.285
2404-04-06BSPP	1/4	3/8	7/16-20	3/8-19	1.418
2404-04-08BSPP	1/4	1/2	7/16-20	1/2-14	1.638
2404-06-04BSPP	3/8	1/4	9/16-18	1/4-19	1.387
2404-06-06BSPP	3/8	3/8	9/16-18	3/8-19	1.469
2404-06-08BSPP	3/8	1/2	9/16-18	1/2-14	1.430
2404-08-04BSPP	1/2	1/4	3/4-16	1/4-19	1.458
2404-08-06BSPP	1/2	3/8	3/4-16	3/8-19	1.567
2404-08-08BSPP	1/2	1/2	3/4-16	1/2-14	1.631
2404-08-10BSPP	1/2	5/8	3/4-16	5/8-14	1.818
2404-08-12BSPP	1/2	3/4	3/4-16	3/4-14	1.861
2404-10-08BSPP	5/8	1/2	7/8-14	1/2-14	1.736
2404-10-10BSPP	5/8	5/8	7/8-14	5/8-14	1.761
2404-10-12BSPP	5/8	3/4	7/8-14	3/4-14	1.787
2404-12-08BSPP	3/4	1/2	1 1/16-12	1/2-14	1.990
2404-12-10BSPP	3/4	5/8	1 1/16-12	5/8-14	1.833
2404-12-12BSPP	3/4	3/4	1 1/16-12	3/4-14	1.989
2404-12-16BSPP	3/4	1	1 1/16-12	1-11	2.252
2404-16-12BSPP	1	3/4	1 5/16-12	3/4-14	2.012
2404-16-16BSPP	1	1	1 5/16-12	1-11	2.110
2404-16-20BSPP	1	1 1/4	1 5/16-12	1 1/4-11	2.213
2404-20-20BSPP	1 1/4	1 1/4	1 5/8-12	1 1/4-11	2.248
2404-24-24BSPP	1 1/2	1 1/2	1 7/8-12	1 1/2-11	2.389
2404-32-32BSPP	2	2	2 1/2-12	2-11	-
2404-40-40BSPP	2 1/2	2 1/2	3-12	2 1/2-11	-
2404-48-48BSPP	3	3	3 1/2-12	3-11	-



2404 - Male JIC x Male BSPT - Straight

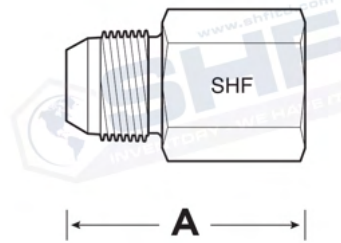


PART NO	MJ-1	BSPT-2	THREAD-1	THREAD-2	A
2404-04-02BSPT	1/4	1/8	7/16-20	1/8-28	1.395
2404-04-04BSPT	1/4	1/4	7/16-20	1/4-19	1.316
2404-06-04BSPT	3/8	1/4	9/16-18	1/4-19	-
2404-06-06BSPT	3/8	3/8	9/16-18	3/8-19	1.447
2404-08-06BSPT	1/2	3/8	3/4-16	3/8-19	1.457
2404-08-08BSPT	1/2	1/2	3/4-16	1/2-14	1.598
2404-12-12BSPT	3/4	3/4	1 1/16-12	3/4-14	1.963
2404-16-16BSPT	1	1	1 5/16-12	1-11	2.049
2404-20-20BSPT	1 1/4	1 1/4	1 5/8-12	1 1/4-11	2.450
2404-24-24BSPT	1 1/2	1 1/2	1 7/8-12	1 1/2-11	2.612
2404-32-32BSPT	2	2	2 1/2-12	2-11	-



5

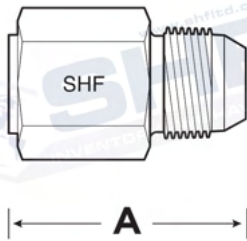
2405 - Male JIC x Female NPT - Straight



PART NO.	MJ-1	FP-2	THREAD-1	THREAD-2	A
2405-02-02	1/8	1/8	5/16-24	1/8-27	1.135
2405-02-04	1/8	1/4	5/16-24	1/4-18	-
2405-03-02	3/16	1/8	3/8-24	1/8-27	1.125
2405-04-02	1/4	1/8	7/16-20	1/8-27	1.184
2405-04-04	1/4	1/4	7/16-20	1/4-18	1.389
2405-04-06	1/4	3/8	7/16-20	3/8-18	1.450
2405-04-08	1/4	1/2	7/16-20	1/2-14	1.678
2405-05-04	5/16	1/4	1/2-20	1/4-18	1.335
2405-05-06	5/16	3/8	1/2-20	3/8-18	1.450
2405-06-04	3/8	1/4	9/16-18	1/4-18	1.405
2405-06-06	3/8	3/8	9/16-18	3/8-18	1.460
2405-06-08	3/8	1/2	9/16-18	1/2-14	1.704
2405-06-12	3/8	3/4	9/16-18	3/4-14	-
2405-08-04	1/2	1/4	3/4-16	1/4-18	1.521
2405-08-06	1/2	3/8	3/4-16	3/8-18	1.552
2405-08-08	1/2	1/2	3/4-16	1/2-14	1.740
2405-08-12	1/2	3/4	3/4-16	3/4-14	1.885
2405-10-04	5/8	1/4	7/8-14	1/4-18	1.760
2405-10-08	5/8	1/2	7/8-14	1/2-14	1.891
2405-10-12	5/8	3/4	7/8-14	3/4-14	1.950
2405-12-08	3/4	1/2	1 1/16-12	1/2-14	2.055
2405-12-12	3/4	3/4	1 1/16-12	3/4-14	2.061
2405-12-16	3/4	1	1 1/16-12	1-11 1/2	2.300
2405-16-08	1	1/2	1 5/16-12	1/2-14	2.125
2405-16-12	1	3/4	1 5/16-12	3/4-14	2.093
2405-16-16	1	1	1 5/16-12	1-11 1/2	2.355
2405-16-20	1	1-1/4	1 5/16-12	1 1/4-11 1/2	2.440
2405-16-24	1	1-1/2	1 5/16-12	1 1/2-11 1/2	2.455
2405-20-16	1-1/4	1	1 5/8-12	1-11 1/2	2.391
2405-20-20	1-1/4	1-1/4	1 5/8-12	1 1/4-11 1/2	2.470
2405-20-24	1-1/4	1-1/2	1 5/8-12	1 1/2-11 1/2	2.490
2405-24-20	1-1/2	1-1/4	1 7/8-12	1 1/4-11 1/2	2.616
2405-24-24	1-1/2	1-1/2	1 7/8-12	1 1/2-11 1/2	2.632
2405-32-32	2	2	2-1/2-12	2-11 1/2	2.976



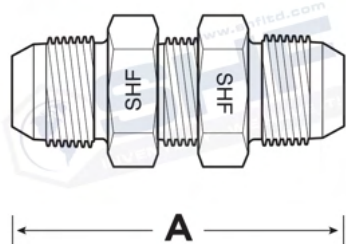
2406 - Male JIC x Female JIC Reducer - Straight



PART NO	FJ-2	MJ-1	THREAD-1	THREAD-2	A
2406-04-06	1/4	3/8	9/16-18	7/16-20	1.146
2406-04-08	1/4	1/2	3/4-16	7/16-20	1.258
2406-04-10	1/4	5/8	7/8-14	7/16-20	1.356
2406-05-04	5/16	1/4	1/2-20	7/16-20	1.162
2406-06-04	3/8	1/4	7/16-20	9/16-18	1.389
2406-06-08	3/8	1/2	3/4-16	9/16-18	1.284
2406-08-04	1/2	1/4	7/16-20	3/4-16	1.334
2406-08-06	1/2	3/8	9/16-18	3/4-16	1.326
2406-08-10	1/2	5/8	7/8-14	3/4-16	-
2406-08-12	1/2	3/4	1 1/16-12	3/4-16	1.440
2406-10-04	5/8	1/4	7/16-20	7/8-14	1.470
2406-10-06	5/8	3/8	9/16-18	7/8-14	1.408
2406-10-08	5/8	1/2	3/4-16	7/8-14	1.407
2406-10-12	5/8	3/4	1 1/16-12	7/8-14	-
2406-12-04	3/4	1/4	7/16-20	1 1/16-12	1.477
2406-12-06	3/4	3/8	9/16-18	1 1/16-12	1.472
2406-12-08	3/4	1/2	3/4-16	1 1/16-12	1.564
2406-12-10	3/4	5/8	7/8-14	1 1/16-12	1.657
2406-12-16	3/4	1	1 5/16-12	1 1/16-12	2.167
2406-16-04	1	1/4	7/16-20	1 5/16-12	1.670
2406-16-06	1	3/8	9/16-18	1 5/16-12	1.754
2406-16-08	1	1/2	3/4-16	1 5/16-12	1.909
2406-16-10	1	5/8	1 5/16-12	7/8-14	-
2406-16-12	1	3/4	1-1/16-12	1 5/16-12	2.124
2406-16-20	1	1-1/4	1 5/8-12	1 5/16-12	2.313
2406-20-06	1-1/4	3/8	9/16-18	1 5/8-12	-
2406-20-08	1-1/4	1/2	3/4-16	1 5/8-12	-
2406-20-12	1-1/4	3/4	1-1/16-12	1 5/8-12	1.998
2406-20-16	1-1/4	1	1-5/16-12	1 5/8-12	2.001
2406-24-08	1-1/2	1/2	3/4-16	1 7/8-12	1.822
2406-24-12	1-1/2	3/4	1-1/16-12	1 7/8-12	2.069
2406-24-16	1-1/2	1	1-5/16-12	1 7/8-12	2.477
2406-24-20	1-1/2	1-1/4	1-5/8-12	1 7/8-12	2.475
2406-24-32	1-1/2	2	1 7/8-12	2 1/2-12	2.025
2406-32-24	2	1-1/2	1-7/8-12	2 1/2-12	2.920



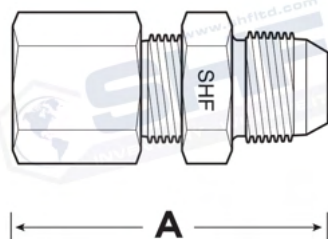
2700 - Male JIC x Male JIC Bulkhead - Straight



PART NO	MJ-1	MJ-2	THREAD-1	THREAD-2	A
2700-02-02	1/8	1/8	5/16-24	5/16-24	1.831
2700-02-04	1/8	1/4	5/16-24	7/16-20	-
2700-03-03	3/16	3/16	3/8-24	3/8-24	-
2700-04-04	1/4	1/4	7/16-20	7/16-20	2.069
2700-05-05	5/16	5/16	1/2-20	1/2-20	2.070
2700-06-06	3/8	3/8	9/16-18	9/16-18	2.195
2700-08-08	1/2	1/2	3/4-16	3/4-16	2.477
2700-10-10	5/8	5/8	7/8-14	7/8-14	2.750
2700-12-12	3/4	3/4	1-1/16-12	1-1/16-12	3.030
2700-16-16	1	1	1-5/16-12	1-5/16-12	3.153
2700-20-20	1-1/4	1-1/4	1-5/8-12	1-5/8-12	3.318
2700-24-24	1-1/2	1-1/2	1-7/8-12	1-7/8-12	3.524
2700-32-32	2	2	2-1/2-12	2-1/2-12	4.210

5

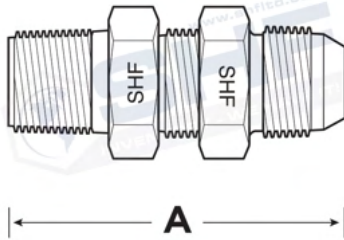
2705 - Female NPT x Male JIC Bulkhead - Straight



PART NO	FP-1	MJ-2	THREAD-1	THREAD-2	A
2705-04-04	1/4	1/4	1/4-18	7/16-20	2.094
2705-04-06	1/4	3/8	1/4-18	9/16-18	1.990
2705-06-06	3/8	3/8	3/8-18	9/16-18	2.227
2705-06-08	3/8	1/2	3/8-18	3/4-16	2.353
2705-08-06	1/2	3/8	3/4-16	9/16-18	-
2705-08-08	1/2	1/2	7/16-20	3/4-16	2.513
2705-08-10	1/2	5/8	1/2-14	7/8-14	2.837
2705-12-12	3/4	3/4	3/4-14	1-1/16-12	2.974
2705-16-16	1	1	1-11/16-12	1-5/16-12	3.231
2705-20-20	1-1/4	1-1/4	1-1/4-11 1/2	1-5/8-12	3.203
2705-24-24	1-1/2	1-1/2	1-1/2-11 1/2	1-7/8-12	3.286

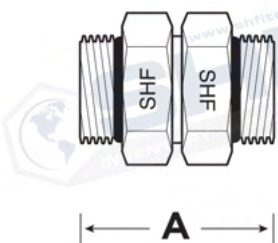


2706 - Male NPT x Male JIC Bulkhead - Straight



PART NO	MP-1	MJ-2	THREAD-1	THREAD-2	A
2706-04-04	1/4	1/4	1/4-18	7/16-20	2.043
2706-04-06	1/4	3/8	1/4-16	9/16-18	2.150
2706-06-04	3/8	1/4	3/8-18	7/16-20	2.071
2706-06-06	3/8	3/8	3/8-18	9/16-18	2.192
2706-08-08	1/2	1/2	7/16-20	3/4-16	2.573
2706-08-10	1/2	5/8	1/2-14	7/8-14	2.720
2706-12-12	3/4	3/4	3/4-14	1 1/16-12	2.920
2706-12-16	3/4	1	3/4-14	1 5/16-12	-
2706-16-16	1	1	1-11 1/2	1 5/16-12	3.109
2706-20-20	1 1/4	1 1/4	1 1/4-11 1/2	1 5/8-12	3.297
2706-24-24	1 1/2	1 1/2	1 1/2-11 1/2	1 7/8-12	3.468
2706-32-32	2	2	2-11 1/2	2 1/2-12	3.846

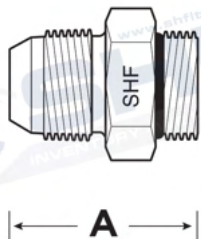
3474- Male Adjustable ORB x Male ORB - Straight



PART NO	MB-1	MB-2	THREAD-1	THREAD-2	A
3474-04-04	3/8	1/4	7/16-20	7/16-20	1.370
3474-06-06	1/2	3/8	9/16-18	9/16-18	1.500
3474-08-08	5/8	1/2	3/4-16	3/4-16	1.577
3474-10-10	3/4	5/8	7/8-14	7/8-14	1.908
3474-12-12	1	3/4	1 1/16-12	1 1/16-12	2.330
3474-16-16	1	1	1 5/16-12	1 5/16-12	2.139
3474-20-20	1	1 1/4	1 5/8-12	1 5/8-12	2.157
3474-24-24	1 1/4	1 1/2	1 7/8-12	1 7/8-12	2.121
3474-32-32	1 1/2	2	2 1/2-12	2 1/2-12	2.590



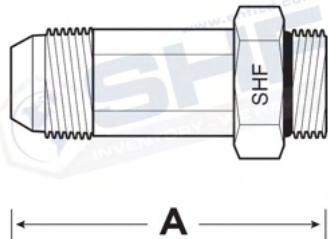
6400 - Male JIC x Male ORB - Straight



PART NO.	MJ-1	MB-2	THREAD-1	THREAD-2	A
6400-02-02	1/8	1/8	5/16-24	5/16-24	1.066
6400-03-03	3/16	3/16	3/8-24	3/8-24	1.096
6400-03-04	3/16	1/4	3/8-24	7/16-20	-
6400-04-02	1/4	1/8	7/16-20	5/16-24	-
6400-04-03	1/4	3/16	7/16-20	3/8-24	1.230
6400-04-04	1/4	1/4	7/16-20	7/16-20	1.233
6400-04-05	1/4	5/16	7/16-20	1/2-20	1.062
6400-04-06	1/4	3/8	7/16-20	9/16-18	1.300
6400-04-08	1/4	1/2	7/16-20	3/4-16	1.375
6400-04-10	1/4	5/8	7/16-20	7/8-14	1.432
6400-04-12	1/4	3/4	7/16-20	1 1/16-12	-
6400-05-05	5/16	5/16	1/2-20	1/2-20	1.236
6400-06-04	3/8	1/4	9/16-18	7/16-20	1.279
6400-06-05	3/8	5/16	9/16-18	1/2-20	1.266
6400-06-06	3/8	3/8	9/16-18	9/16-18	1.317
6400-06-08	3/8	1/2	9/16-18	3/4-16	1.396
6400-06-10	3/8	5/8	9/16-18	7/8-14	1.498
6400-06-12	3/8	3/4	9/16-18	1 1/16-12	1.650
6400-08-04	1/2	1/4	3/4-16	7/16-20	1.490
6400-08-06	1/2	3/8	3/4-16	9/16-18	1.450
6400-08-08	1/2	1/2	3/4-16	3/4-16	1.499
6400-08-10	1/2	5/8	3/4-16	7/8-14	1.595
6400-08-12	1/2	3/4	3/4-16	1 1/16-12	1.775
6400-08-16	1/2	1	3/4-16	1 5/16-12	1.790
6400-10-08	5/8	1/2	7/8-14	3/4-16	1.630
6400-10-10	5/8	5/8	7/8-14	7/8-14	1.695
6400-10-12	5/8	3/4	7/8-14	1 1/16-12	1.867
6400-12-06	3/4	3/8	1 1/16-12	9/16-18	1.890
6400-12-08	3/4	1/2	1 1/16-12	3/4-16	1.712
6400-12-10	3/4	5/8	1 1/16-12	7/8-14	1.823
6400-12-12	3/4	3/4	1 1/16-12	1 1/16-12	1.984
6400-12-16	3/4	1	1 1/16-12	1 5/16-12	1.983
6400-12-20	3/4	1 1/4	1 1/16-12	1 5/8-12	2.080
6400-16-08	1	1/2	1 5/16-12	3/4-16	1.899
6400-16-12	1	3/4	1 5/16-12	1 1/16-12	2.015
6400-16-16	1	1	1 5/16-12	1 5/16-12	2.045
6400-16-20	1	1 1/4	1 5/16-12	1 5/8-12	2.127
6400-16-24	1	1 1/2	1 5/16-12	1 7/8-12	2.215
6400-20-16	1 1/4	1	1 5/8-12	1 5/16-12	2.331
6400-20-20	1 1/4	1 1/4	1 5/8-12	1 5/8-12	2.168
6400-20-24	1 1/4	1 1/2	1 5/8-12	1 7/8-12	2.252
6400-24-16	1 1/2	1	1 7/8-12	1 5/16-12	2.260
6400-24-20	1 1/2	1 1/4	1 7/8-12	1 5/8-12	2.530
6400-24-24	1 1/2	1 1/2	1 7/8-12	1 7/8-12	2.249
6400-24-32	1 1/2	2	1 7/8-12	2 1/2-12	2.378
6400-32-24	2	1 1/2	2 1/2-12	1 7/8-12	-
6400-32-32	2	2	2 1/2-12	2 1/2-12	2.771

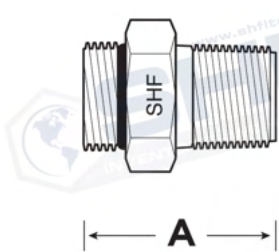


6400-L - Male JIC x Male ORB Long - Straight



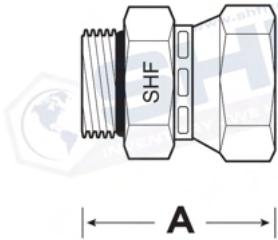
PART NO	MJ-1	MB-2	THREAD-1	THREAD-2	A
6400-L-04-04	1/4	1/4	7/16-20	7/16-20	2.080
6400-L-06-06	3/8	3/8	9/16-18	9/16-18	2.310
6400-L-08-08	1/2	1/2	3/4-16	3/4-16	2.700
6400-L-10-12	5/8	3/4	7/8-14	1 1/16-12	-
6400-L-12-12	3/4	3/4	1 1/16-12	1 1/16-12	3.610
6400-L-16-16	1	1	1 5/16-12	1 5/16-12	3.980
6400-L-20-20	1 1/4	1 1/4	1 5/8-12	1 5/8-12	4.690

6401 - Male NPT x Male ORB - Straight



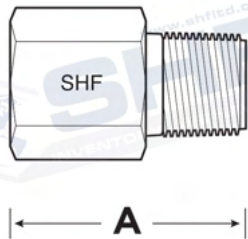
PART NO	MB-1	MP-2	THREAD-1	THREAD-2	A
6401-02-04	1/8	1/4	5/16-24	1/4-18	-
6401-03-02	3/16	1/8	3/8-24	1/8-27	-
6401-04-02	1/4	1/8	7/16-20	1/8-27	1.050
6401-04-04	1/4	1/4	7/16-20	1/4-18	1.286
6401-05-04	5/16	1/4	1/2-20	1/4-18	1.160
6401-06-04	3/8	1/4	9/16-18	1/4-18	1.241
6401-06-06	3/8	3/8	9/16-18	3/8-18	1.300
6401-08-04	1/2	1/4	3/4-16	1/4-18	1.356
6401-08-06	1/2	3/8	3/4-16	3/8-18	1.360
6401-08-08	1/2	1/2	3/4-16	1/2-14	1.604
6401-10-08	5/8	1/2	7/8-14	1/2-14	1.698
6401-10-12	5/8	3/4	7/8-14	3/4-14	1.760
6401-12-08	3/4	1/2	1 1/16-12	1/2-14	1.875
6401-12-12	3/4	3/4	1 1/16-12	3/4-14	1.872
6401-12-16	3/4	1	1 1/16-12	1-11 1/2	-
6401-16-08	1	1/2	1 5/16-12	1/2-14	1.784
6401-16-12	1	3/4	1 5/16-12	3/4-14	1.786
6401-16-16	1	1	1 5/16-12	1-11 1/2	1.886
6401-20-20	1 1/4	1 1/4	1 5/8-12	1 1/4-11 1/2	2.027
6401-24-24	1 1/2	1 1/2	1 7/8-12	1 1/2-11	2.281
6401-32-32	2	2	2 1/2-12	2-11 1/2	2.471
6401-40-40	2 1/2	2 1/2	3-12	2 1/2-8	-

6402 - Male ORB x Female JIC - Straight



PART NO	MJ-1	BSPT-2	THREAD-1	THREAD-2	A
2404-04-02BSPT	1/4	1/8	7/16-20	1/8-28	1.395
2404-04-04BSPT	1/4	1/4	7/16-20	1/4-19	1.316
2404-06-04BSPT	3/8	1/4	9/16-18	1/4-19	-
2404-06-06BSPT	3/8	3/8	9/16-18	3/8-19	1.447
2404-08-06BSPT	1/2	3/8	3/4-16	3/8-19	1.457
2404-08-08BSPT	1/2	1/2	3/4-16	1/2-14	1.598
2404-12-12BSPT	3/4	3/4	1 1/16-12	3/4-14	1.963
2404-16-16BSPT	1	1	1 5/16-12	1-11	2.049
2404-20-20BSPT	1 1/4	1 1/4	1 5/8-12	1 1/4-11	2.450
2404-24-24BSPT	1 1/2	1 1/2	1 7/8-12	1 1/2-11	2.612
2404-32-32BSPT	2	2	2 1/2-12	2-11	-

6404 - Female ORB x Male NPT - Straight



PART NO	FB-1	MP-2	THREAD-1	THREAD-2	A
6404-04-04	1/4	1/4	7/16-20	1/4-18	1.310
6404-04-06	1/4	3/8	7/16-20	3/8-18	1.310
6404-05-04	5/16	1/4	9/16-18	1/4-18	1.310
6404-06-04	3/8	1/4	9/16-18	1/4-18	1.350
6404-06-06	3/8	3/8	9/16-18	3/8-18	1.380
6404-08-06	1/2	3/8	3/4-16	3/8-18	1.460
6404-08-08	1/2	1/2	3/4-16	1/2-14	1.691
6404-10-08	5/8	1/2	7/8-14	1/2-14	1.767
6404-10-12	5/8	3/4	7/8-14	3/4-14	1.740
6404-12-12	3/4	3/4	1 1/16-12	3/4-14	1.970
6404-12-16	3/4	1	1 1/16-12	1-11 1/2	2.100
6404-16-16	1	1	1 5/16-12	1-11 1/2	2.160
6404-20-20	1 1/4	1 1/4	1 5/8-12	1 1/4-11 1/2	2.250
6404-24-24	1 1/2	1 1/2	1 7/8-12	1 1/2-11 1/2	-



6405 - Male ORB x Female NPT - Straight



PART NO	MB-1	FP-2	THREAD-1	THREAD-2	A
6405-02-02	1/8	1/8	5/16-24	1/8-27	-
6405-04-02	1/4	1/8	7/16-20	1/8-27	0.970
6405-04-04	1/4	1/4	7/16-20	1/4-18	1.287
6405-06-04	3/8	1/4	9/16-18	1/4-18	1.180
6405-06-06	3/8	3/8	9/16-18	3/8-18	1.351
6405-06-08	3/8	1/2	9/16-18	1/2-14	1.603
6405-08-02	1/2	1/8	3/4-16	1/8-27	1.444
6405-08-04	1/2	1/4	3/4-16	1/4-18	1.020
6405-08-06	1/2	3/8	3/4-16	3/8-18	1.260
6405-08-08	1/2	1/2	3/4-16	1/2-14	1.448
6405-08-12	1/2	3/4	3/4-16	3/4-14	-
6405-10-04	5/8	1/4	7/8-14	1/4-18	0.930
6405-10-06	5/8	3/8	7/8-14	3/8-18	1.280
6405-10-08	5/8	1/2	7/8-14	1/2-14	1.550
6405-10-12	5/8	3/4	7/8-14	3/4-12	1.640
6405-12-04	3/4	1/4	1 1/16-12	1/4-18	1.090
6405-12-06	3/4	3/8	1 1/16-12	3/8-18	1.090
6405-12-08	3/4	1/2	1 1/16-12	1/2-14	1.347
6405-12-12	3/4	3/4	1 1/16-12	3/4-14	1.765
6405-12-16	3/4	1	1 1/16-12	1-11 1/2	-
6405-14-08	7/8	1/2	1 3/16-12	1/2-14	0.998
6405-14-12	7/8	3/4	1 3/16-12	3/4-14	-
6405-16-08	1	1/2	1 5/16-12	1/2-14	1.646
6405-16-12	1	3/4	1 5/16-12	3/4-14	1.804
6405-16-16	1	1	1 5/16-12	1-11 1/2	2.149
6405-16-20	1	1 1/4	1 5/16-12	1 1/4-11 1/2	-
6405-20-12	1 1/4	3/4	1 5/8-12	3/4-14	1.192
6405-20-16	1 1/4	1	1 5/8-12	1-11 1/2	1.844
6405-20-20	1 1/4	1 1/4	1 5/8-12	1 1/4-11 1/2	1.950
6405-24-12	1 1/2	3/4	1 7/8-12	3/4-14	1.011
6405-24-16	1 1/2	1	1 7/8-12	1-11 1/2	1.270
6405-24-20	1 1/2	1 1/4	1 7/8-12	1 1/4-11 1/2	1.859
6405-24-24	1 1/2	1 1/2	1 7/8-12	1 1/2-11 1/2	2.281
6405-32-32	2	2	2 1/2-12	2-11 1/2	2.060



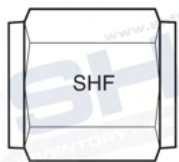
6410 - Male ORB x Female ORB - Straight



PART NO	MB-1	FB-2	THREAD-1	THREAD-2	A
6410-04-04	1/4	1/4	7/16-20	7/16-20	1.060
6410-04-06	1/4	3/8	7/16-20	9/16-18	1.136
6410-04-08	1/4	1/2	7/16-20	3/4-16	-
6410-06-04	3/8	1/4	9/16-18	7/16-20	1.029
6410-06-06	3/8	3/8	9/16-18	9/16-18	1.223
6410-06-08	3/8	1/2	9/16-18	3/4-16	1.280
6410-08-04	1/2	1/4	3/4-16	7/16-20	1.160
6410-08-06	1/2	3/8	3/4-16	9/16-18	1.165
6410-08-08	1/2	1/2	3/4-16	3/4-16	1.309
6410-08-12	1/2	3/4	3/4-16	1 1/16-12	1.713
6410-10-04	5/8	1/4	7/8-14	7/16-20	0.926
6410-10-06	5/8	3/8	7/8-14	9/16-18	0.940
6410-10-08	5/8	1/2	7/8-14	3/4-16	1.314
6410-10-12	5/8	3/4	7/8-14	1 1/16-12	1.686
6410-12-04	3/4	1/4	1 1/16-12	7/16-20	1.090
6410-12-08	3/4	1/2	1 1/16-12	3/4-16	1.090
6410-12-10	3/4	5/8	1 1/16-12	7/8-14	-
6410-12-16	3/4	1	1 1/16-12	1 5/16-12	1.821
6410-16-08	1	1/2	1 5/16-12	3/4-16	1.730
6410-16-12	1	3/4	1 5/16-12	9/16-18	1.706
6410-16-20	1	1 1/4	1 5/16-12	1 5/8-12	1.970
6410-16-24	1	1 1/2	1 5/16-12	1 7/8-12	-
6410-16-32	1	2	1 5/16-12	2 1/2-12	-
6410-20-08	1 1/4	1/2	1 5/8-12	3/4-16	1.195
6410-20-12	1 1/4	3/4	1 5/8-12	1 1/16-12	1.007
6410-20-16	1 1/4	1	1 5/8-12	1 5/16-12	1.191
6410-20-24	1 1/4	1 1/2	1 5/8-12	1 7/8-12	1.880
6410-24-12	1 1/2	3/4	1 7/8-12	1 1/16-12	1.300
6410-24-16	1 1/2	1	1 7/8-12	1 5/16-12	1.138
6410-24-20	1 1/2	1 1/4	1 7/8-12	1 5/8-12	1.579
6410-32-20	2	1 1/4	2 1/2-12	1 5/8-12	1.430
6410-32-24	2	1 1/2	2 1/2-12	1 7/8-12	1.650



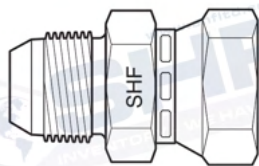
6425 - Female ORB x Female ORB - Straight



← A →

PART NO	FB-1	FB-2	THREAD-1	THREAD-2	A
6425-02-02	1/8	1/8	5/16-24	5/16-24	-
6425-04-04	1/4	1/4	7/16-20	7/16-20	1.131
6425-06-06	3/8	3/8	9/16-18	9/16-18	1.261
6425-08-08	1/2	1/2	3/4-16	3/4-16	1.417
6425-10-10	5/8	5/8	7/8-14	7/8-14	-
6425-12-12	3/4	3/4	1 1/16-12	1 1/16-12	-
6425-16-16	1	1	1-5/16-12	1-5/16-12	1.850
6425-20-20	1-1/4	1-1/4	1-5/8-12	1-5/8-12	1.850
6425-24-24	1-1/2	1-1/2	1-7/8-12	1-7/8-12	1.846
6425-32-32	2	2	2-1/2-12	2-1/2-12	-

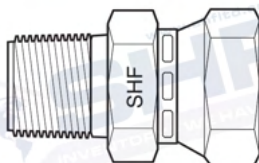
6504 - Male JIC x Female JIC Swivel - Straight



← A →

PART NO	MJ-1	FJ-2	THREAD-1	THREAD-2	A
6504-04-04	1/4	1/4	7/16-20	7/16-20	1.381
6504-06-06	3/8	3/8	9/16-18	9/16-18	1.551
6504-08-08	1/2	1/2	3/4-16	3/4-16	1.733
6504-10-10	5/8	5/8	7/8-14	7/8-14	-
6504-12-12	3/4	3/4	1 1/16-12	1 1/16-12	2.215
6504-16-16	1	1	1 5/16-12	1 5/16-12	2.380
6504-20-20	1 1/4	1 1/4	1 5/8-12	1 5/8-12	2.700
6504-24-24	1 1/2	1 1/2	1 7/8-12	1 7/8-12	3.080
6504-32-32	2	2	2 1/2-12	2 1/2-12	3.570

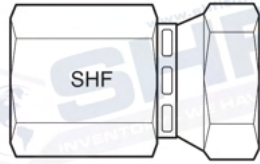
6505 - Male NPT x Female JIC Swivel - Straight



← A →

PART NO	MP-1	FJ-2	THREAD-1	THREAD-2	A
6505-04-02	1/4	1/8	1/4-18	5/16-24	-
6505-04-04	1/4	1/4	1/4-18	7/16-20	1.468
6505-04-05	1/4	5/16	1/4-18	1/2-20	1.590
6505-04-06	1/4	3/8	1/4-18	9/16-18	1.627
6505-06-04	3/8	1/4	3/8-18	7/16-20	1.380
6505-06-06	3/8	3/8	3/8-18	9/16-18	1.677
6505-06-08	3/8	1/2	3/8-18	3/4-16	1.730
6505-08-06	1/2	3/8	1/2-14	9/16-18	1.770
6505-08-08	1/2	1/2	1/2-14	3/4-16	1.812
6505-08-10	1/2	5/8	1/2-14	7/8-14	2.272
6505-12-12	3/4	3/4	3/4-14	1 1/16-12	2.261
6505-16-16	1	1	1-11 1/2	1 5/16-12	2.540
6505-20-20	1-1/4	1-1/4	1 1/4-11 1/2	1 5/8-12	2.668
6505-24-24	1-1/2	1-1/2	1 1/2-11 1/2	1 7/8-12	2.966
6505-32-32	2	2	2-11 1/2	2 1/2-12	3.293

6506 - Female NPT x Female JIC - Straight



← **A** →

PART NO.	FP-1	FJ-2	THREAD-1	THREAD-2	A
6506-04-04	1/4	1/4	1/4-18	7/16-20	1.330
6506-04-06	1/4	3/8	1/4-18	9/16-18	1.425
6506-06-04	3/8	1/4	3/8-18	7/16-20	1.490
6506-06-06	3/8	3/8	3/8-18	9/16-18	1.557
6506-06-08	3/8	1/2	3/8-18	3/4-16	1.646
6506-08-08	1/2	1/2	1/2-14	3/4-16	1.822
6506-08-10	1/2	5/8	1/2-14	7/8-14	2.068
6506-12-12	3/4	3/4	3/4-14	1 1/16-12	2.105
6506-16-16	1	1	1-11 1/2	1 5/16-12	2.622
6506-20-20	1 1/4	1 1/4	1 1/4-11 1/2	1 5/8-12	2.748
6506-24-24	1 1/2	1 1/2	1 1/2-11	1 7/8-12	2.894
6506-32-32	2	2	2-11 1/2	2 1/2-12	3.440

6565 - Female JIC x Female JIC - Straight

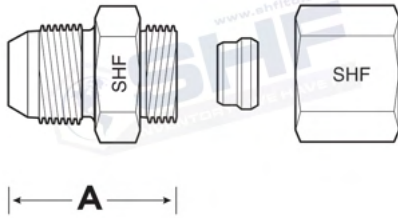


← **A** →

PART NO.	FJ-1	FJ-2	THREAD-1	THREAD-2	A
6565-04-04	1/4	1/4	7/16-20	7/16-20	1.377
6565-06-06	3/8	3/8	9/16-18	9/16-18	1.615
6565-08-08	1/2	1/2	3/4-16	3/4-16	1.840
6565-10-10	5/8	5/8	7/8-14	7/8-14	-
6565-12-12	3/4	3/4	1 1/16-12	1 1/16-12	2.207
6565-16-16	1	1	1 5/16-12	1 5/16-12	2.650
6565-20-20	1 1/4	1 1/4	1 5/8-12	1 5/8-12	-
6565-24-24	1 1/2	1 1/2	1 7/8-12	1 7/8-12	-
6565-32-32	2	2	2 1/2-12	2 1/2-12	3.370



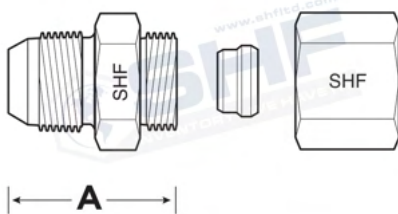
7005-L Male JIC x Male DIN - Light Metric (Dual Purpose) - Straight



PART NO	MJ-1	LIGHT-2	THREAD-1	THREAD-2	A
7005-04-06L	1/4	6L	7/16-20	M12X15	1.280
7005-04-06LL	1/4	6LL	7/16-20	M10X10	1.280
7005-06-08L	3/8	8L	9/16-18	M14X15	1.280
7005-06-10L	3/8	10L	9/16-18	M16X1.5	1.339
7005-08-12L	1/2	12L	3/4-16	M18X15	1.444
7005-08-15L	1/2	15L	3/4-16	M22X15	1.523
7005-10-18L	5/8	18L	7/8	M26X1.5	1.626
7005-16-28L	1	28L	1 5/16-12	M36X20	1.893

*Note: 7005-L is sold as body only, nut and sleeve sold separately. For assembled view see p. 221.

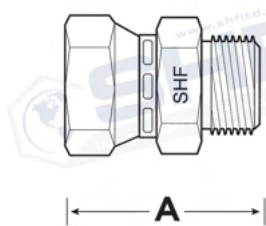
7005-S Male JIC x Male DIN - Heavy Metric (Dual Purpose) - Straight



PART NO	MJ-1	HEAVY	THREAD-1	THREAD-2	A
7005-08-12S	1/2	12S	3/4-16	M20X1.5	1.444
7005-08-16S	1/2	16S	3/4-16	M24X1.5	1.484
7005-12-20S	3/4	20S	1-1/16-12	M30X20	1.807
7005-20-30S	1-1/4	30S	1-5/8-12	M42X20	2.098
7005-24-38S	1-1/2	38S	1-7/8-12	M52X2.0	2.381

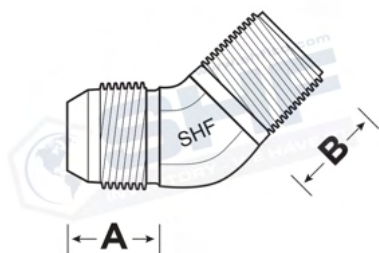
*Note: 7005-S is sold as body only, nut and sleeve sold separately. For assembled view see p. 221.

7022 - Female JIC X Male BSPP Swivel - Straight



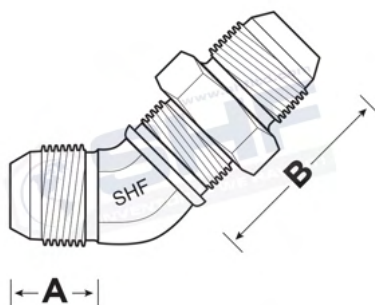
PART NO	FJ-1	BSP-2	THREAD-1	THREAD-2	A
7022-04-04	1/4	1/4	7/16-20	1/4-19	-
7022-06-06	3/8	3/8	9/16-18	3/8-19	-
7022-08-08	1/2	1/2	3/4-16	1/2-14	-
7022-12-12	3/4	3/4	1 1/16-12	3/4-14	-
7022-16-16	1	1	1 5/16-12	1-11	-
7022-20-20	1 1/4	1 1/4	1 5/8-12	1 1/4-11	-
7022-24-20	1 1/2	1 1/4	1 7/8-12	1 1/4-11	-
7022-24-24	1 1/2	1 1/2	1 7/8-12	1 1/2-11	-
7022-32-32	2	2	2 1/2-12	2-11	-

2503 - Male JIC x Male NPT - 45°



PART NO	MJ-1	MP-2	THREAD-1	THREAD-2	A	B
2503-04-02	1/4	1/8	7/16-20	1/8-27	0.743	0.703
2503-04-04	1/4	1/4	7/16-20	1/4-18	0.926	0.952
2503-04-08	1/4	1/2	7/16-20	1/2-14	-	-
2503-06-02	3/8	1/8	9/16-18	1/8-27	0.830	0.670
2503-06-04	3/8	1/4	9/16-18	1/4-18	0.958	0.943
2503-06-06	3/8	3/8	9/16-18	3/8-18	1.071	1.098
2503-06-08	3/8	1/2	9/16-18	1/2-14	0.880	1.170
2503-08-04	1/2	1/4	3/4-16	1/4-18	1.146	1.066
2503-08-06	1/2	3/8	3/4-16	3/8-18	1.029	1.025
2503-08-08	1/2	1/2	3/4-16	1/2-14	1.167	1.291
2503-08-12	1/2	3/4	3/4-16	3/4-14	1.285	1.330
2503-10-08	5/8	1/2	7/8-14	1/2-14	1.282	1.309
2503-12-08	3/4	1/2	1 1/16-12	1/2-14	1.280	1.200
2503-12-12	3/4	3/4	1 1/16-12	3/4-14	1.402	1.392
2503-12-16	3/4	1	1 1/16-12	1-11 1/2	1.420	1.480
2503-16-12	1	3/4	1 5/16-12	3/4-14	1.470	1.290
2503-16-16	1	1	1 5/16-12	1-11 1/2	1.708	1.661
2503-20-20	1-1/4	1-1/4	1 5/8-12	1 1/4-11 1/2	1.828	1.815
2503-24-24	1-1/2	1-1/2	1 7/8-12	1 1/2-11 1/2	1.940	2.104
2503-32-32	2	2	2 1/2-12	2-11 1/2	2.446	2.300

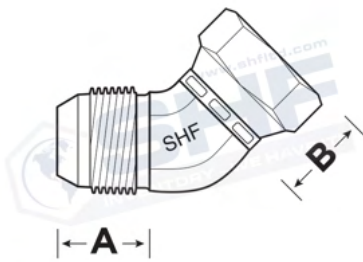
2702 - Male JIC x Male JIC Bulkhead - 45°



PART NO	MJ-1	MJ-2	THREAD-1	THREAD-2	A	B
2702-04-04	1/4	1/4	7/16-20	7/16-20	0.720	1.530
2702-06-06	3/8	3/8	9/16-18	9/16-18	0.941	1.745
2702-08-08	1/2	1/2	3/4-16	3/4-16	1.061	2.035
2702-10-10	5/8	5/8	7/8-14	7/8-14	1.298	2.288
2702-12-12	3/4	3/4	1-1/16-12	1-1/16-12	1.280	2.440
2702-16-16	1	1	1-5/16-12	1-5/16-12	1.470	2.560
2702-20-20	1-1/4	1-1/4	1-5/8-12	1-5/8-12	-	-
2702-24-24	1-1/2	1-1/2	1-7/8-12	1-7/8-12	-	-
2702-32-32	2	2	2-1/2-12	2-1/2-12	2.510	3.071



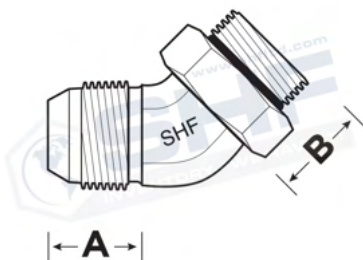
6502 - Male JIC x Female JIC - 45°



PART NO	MJ-1	FJ-2	THREAD-1	THREAD-2	A	B
6502-04-04	1/4	1/4	7/16-20	7/16-20	0.810	1.018
6502-05-05	5/16	5/16	1/2-20	1/2-20	0.770	1.000
6502-06-06	3/8	3/8	9/16-18	9/16-18	0.942	1.145
6502-08-08	1/2	1/2	3/4-16	3/4-16	1.131	1.355
6502-10-10	5/8	5/8	7/8-14	7/8-14	1.279	1.491
6502-12-12	3/4	3/4	1-1/16-12	1-1/16-12	1.468	1.626
6502-16-16	1	1	1-5/16-12	1-5/16-12	1.655	1.953
6502-20-20	1-1/4	1-1/4	1-5/8-12	1-5/8-12	1.602	2.031
6502-24-24	1-1/2	1-1/2	1-7/8-12	1-7/8-12	2.094	2.428
6502-32-32	2	2	2-1/2-12	2-1/2-12	2.220	2.910

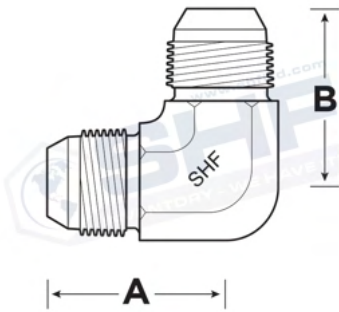


6802 - Male JIC x Male Adjustable ORB - 45°



PART NO	MJ-1	MB-2	THREAD-1	THREAD-2	A	B
6802-04-04	1/4	1/4	7/16-20	7/16-20	0.833	1.075
6802-06-06	3/8	3/8	9/16-18	9/16-18	0.880	1.145
6802-08-08	1/2	1/2	3/4-16	3/4-16	1.126	1.359
6802-08-10	1/2	5/8	3/4-16	7/8-14	1.156	1.684
6802-08-12	1/2	3/4	3/4-16	1 1/16-12	-	-
6802-10-08	5/8	1/2	7/8-14	3/4-16	1.110	1.380
6802-10-10	5/8	5/8	7/8-14	7/8-14	1.110	1.520
6802-12-10	3/4	5/8	1 1/16-12	7/8-14	1.318	1.693
6802-12-12	3/4	3/4	1 1/16-12	1 1/16-12	1.424	1.775
6802-12-16	3/4	1	1 1/16-12	1 5/16-12	1.427	1.891
6802-16-16	1	1	1 5/16-12	1 5/16-12	1.507	1.958
6802-20-20	1 1/4	1 1/4	1 5/8-12	1 5/8-12	1.781	2.076
6802-24-24	1 1/2	1 1/2	1 7/8-12	1 7/8-12	1.789	2.090
6802-32-32	2	2	2 1/2-12	2 1/2-12	-	-

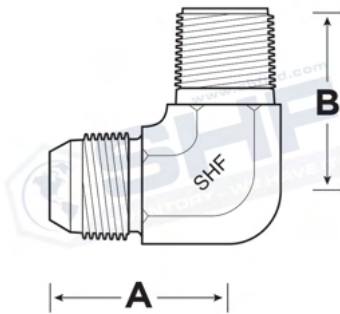
2500 - Male JIC x Male JIC - 90°



PART NO	MJ-1	MJ-2	THREAD-1	THREAD-2	A	B
2500-02-02	1/8	1/8	5/16-24	5/16-24	0.769	0.769
2500-03-03	3/16	3/16	3/8-24	3/8-24	0.850	0.850
2500-04-04	1/4	1/4	7/16-20	7/16-20	0.930	0.930
2500-05-05	5/16	5/16	1/2-20	1/2-20	0.950	0.950
2500-06-06	3/8	3/8	9/16-18	9/16-18	1.110	1.110
2500-08-06	1/2	3/8	3/4-16	9/16-18	1.250	1.140
2500-08-08	1/2	1/2	3/4-16	3/4-16	1.238	1.238
2500-10-10	5/8	5/8	7/8-14	7/8-14	1.450	1.450
2500-12-12	3/4	3/4	1 1/16-12	1 1/16-12	1.646	1.646
2500-16-16	1	1	1 5/16-12	1 5/16-12	1.856	1.856
2500-20-20	1-1/4	1-1/4	1 5/8-12	1 5/8-12	2.098	2.098
2500-24-24	1-1/2	1-1/2	1 7/8-12	1 7/8-12	2.344	2.344
2500-32-32	2	2	2 1/2-12	2 1/2-12	3.115	3.115

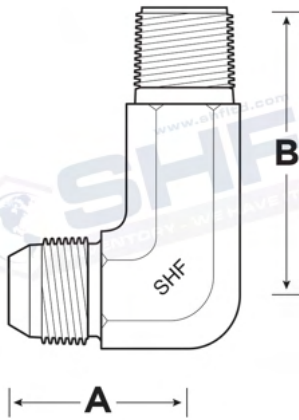


2501 - Male JIC x Male NPT - 90°



PART NO	MJ-1	MP-2	THREAD-1	THREAD-2	A	B
2501-02-02	1/8	1/8	5/16-24	1/8-27	-	-
2501-03-02	3/16	1/8	3/8-24	1/8-27	0.830	0.720
2501-03-04	3/16	1/4	3/8-24	1/4-18	-	-
2501-04-02	1/4	1/8	7/16-20	1/8-27	0.900	0.790
2501-04-04	1/4	1/4	7/16-20	1/4-18	1.067	1.089
2501-04-06	1/4	3/8	7/16-20	3/8-18	1.196	1.216
2501-04-08	1/4	1/2	7/16-20	1/2-14	1.240	1.496
2501-04-12	1/4	3/4	7/16-20	3/4-14	-	-
2501-05-02	5/16	1/8	1/2-20	1/8-27	-	-
2501-05-04	5/16	1/4	1/2-20	1/4-18	1.089	1.065
2501-05-06	5/16	3/8	1/2-20	3/8-18	1.189	1.245
2501-06-02	3/8	1/8	9/16-18	1/8-27	1.078	0.938
2501-06-04	3/8	1/4	9/16-18	1/4-18	1.069	1.079
2501-06-06	3/8	3/8	9/16-18	3/8-18	1.178	1.239
2501-06-08	3/8	1/2	9/16-18	1/2-14	1.279	1.487
2501-08-04	1/2	1/4	3/4-16	1/4-18	1.218	1.206
2501-08-06	1/2	3/8	3/4-16	3/8-18	1.298	1.250
2501-08-08	1/2	1/2	3/4-16	1/2-14	1.378	1.480
2501-08-12	1/2	3/4	3/4-16	3/4-14	1.428	1.601
2501-08-16	1/2	1	3/4-16	1-11 1/2	1.520	1.970
2501-10-08	5/8	1/2	7/8-14	1/2-14	1.460	1.490
2501-10-12	5/8	3/4	7/8-14	3/4-14	1.530	1.591
2501-12-08	3/4	1/2	1 1/16-12	1/2-14	1.677	1.577
2501-12-06	3/4	3/8	1 1/16-12	3/8-18	1.660	1.400
2501-12-12	3/4	3/4	1 1/16-12	3/4-14	1.689	1.618
2501-12-16	3/4	1	1 1/16-12	1-11 1/2	1.822	2.006
2501-16-08	1	1/2	1 5/16-12	1/2-14	1.830	1.803
2501-16-12	1	3/4	1 5/16-12	3/4-14	1.841	1.828
2501-16-16	1	1	1 5/16-12	1-11 1/2	1.839	1.986
2501-16-20	1	1-1/4	1 5/16-12	1 1/4-11 1/2	2.074	2.386
2501-16-24	1	1-1/2	1 5/16-12	1 1/2-11 1/2	2.223	2.654
2501-20-16	1-1/4	1	1 5/8-12	1-11 1/2	2.125	2.362
2501-20-20	1-1/4	1-1/4	1 5/8-12	1 1/4-11 1/2	2.104	2.426
2501-20-24	1-1/4	1-1/2	1 5/8-12	1 1/2-11 1/2	2.300	2.640
2501-24-20	1-1/2	1-1/4	1 7/8-12	1 1/4-11 1/2	2.388	2.592
2501-24-24	1-1/2	1-1/2	1 7/8-12	1 1/2-11 1/2	2.377	2.655
2501-32-32	2	2	2 1/2-12	2-11 1/2	3.114	3.037

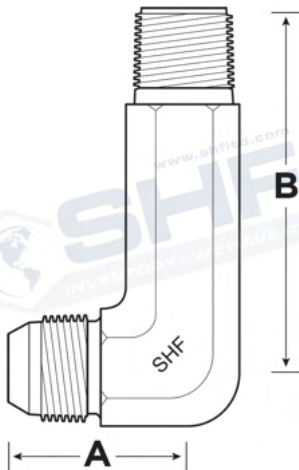
2501-L - Male JIC x Male NPT Long 90°



PART NO	MP-1	MJ-2	THREAD-1	THREAD-2	A	B
2501-L-04-02	1/4	1/8	1/4-18	5/16-24	-	-
2501-L-04-04	1/4	1/4	1/4-18	7/16-20	-	-
2501-L-06-04	3/8	1/4	3/8-18	7/16-20	-	-
2501-L-06-06	3/8	3/8	3/8-18	9/16-18	-	-
2501-L-08-08	1/2	1/2	1/2-14	3/4-16	-	-
2501-L-12-12	3/4	3/4	3/4-14	1 1/16-12	-	-
2501-L-16-16	1	1	1-11 1/2	1 5/16-12	-	-

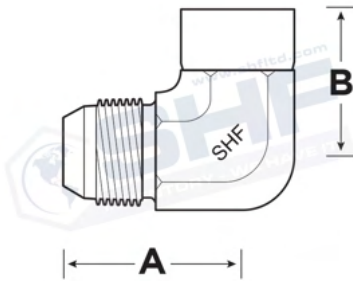
5

2501-LL - Male JIC x Male NPT Extra Long 90°



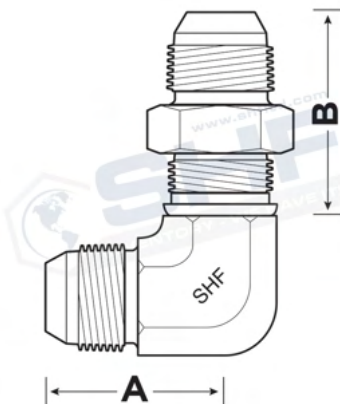
PART NO	MP-1	MJ-2	THREAD-1	THREAD-2	A	B
2501-LL-04-04	1/4	1/4	1/4-18	7/16-20	-	-
2501-LL-06-04	1/4	3/8	1/4-18	9/16-18	-	-
2501-LL-06-06	3/8	3/8	3/8-18	9/16-18	-	-
2501-LL-08-08	1/2	1/2	1/2-14	3/4-16	2.930	1.343
2501-LL-12-12	3/4	3/4	3/4-14	1-1/16-12	3.347	1.733
2501-LL-16-16	1	1	1-11 1/2	1-5/16-12	4.080	1.834

2502 - Male JIC x Female NPT 90°



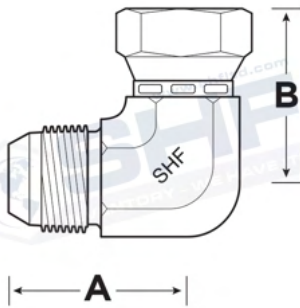
PART NO	MJ-1	FP-2	THREAD-1	THREAD-2	A	B
2502-02-02	1/8	1/8	5/16-24	1/8-27	-	-
2502-04-02	1/4	1/8	7/16-20	1/8-27	1.084	0.692
2502-04-04	1/4	1/4	7/16-20	1/4-18	1.220	0.880
2502-06-04	3/8	1/4	9/16-18	1/4-18	1.265	0.874
2502-06-06	3/8	3/8	9/16-18	3/8-18	1.368	1.050
2502-08-04	1/2	1/4	3/4-16	1/4-18	1.264	0.909
2502-08-06	1/2	3/8	3/4-16	3/8-18	1.459	1.035
2502-08-08	1/2	1/2	3/4-16	1/2-14	1.691	1.250
2502-10-08	5/8	1/2	7/8-14	1/2-14	1.640	1.230
2502-12-08	3/4	1/2	1 1/16-12	1/2-14	1.686	1.203
2502-12-12	3/4	3/4	1 1/16-12	3/4-14	1.917	1.403
2502-16-16	1	1	1 5/16-12	1-11 1/2	2.180	1.625
2502-20-20	1-1/4	1-1/4	1 5/8-12	1 1/4-11 1/2	2.330	1.700
2502-24-24	1-1/2	1-1/2	1 7/8-12	1 1/2-11 1/2	2.890	2.080
2502-32-32	2	2	2 1/2-12	2-11 1/2	3.259	2.387

2701 - Male JIC x Male JIC Bulkhead 90°



PART NO	MJ-1	MJ-2	THREAD-1	THREAD-2	A	B
2701-02-02	1/8	1/8	5/16-24	5/16-24	0.547	1.416
2701-04-04	1/4	1/4	7/16-20	7/16-20	0.968	1.618
2701-06-06	3/8	3/8	9/16-18	9/16-18	1.123	1.840
2701-08-08	1/2	1/2	3/4-16	3/4-16	1.384	2.156
2701-10-10	5/8	5/8	7/8-14	7/8-14	1.560	2.391
2701-12-12	3/4	3/4	1-1/16-12	1-1/16-12	1.836	2.658
2701-16-16	1	1	1-5/16-12	1-5/16-12	1.986	2.862
2701-20-20	1-1/4	1-1/4	1-5/8-12	1-5/8-12	2.238	3.239
2701-24-24	1-1/2	1-1/2	1-7/8-12	1-7/8-12	2.391	3.470
2701-32-32	2	2	2-1/2-12	2-1/2-12	-	-

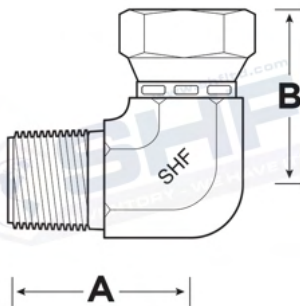
6500 - Male JIC x Female JIC 90°



PART NO	MJ-1	FJ-2	THREAD-1	THREAD-2	A	B
6500-03-03	3/16	3/16	3/8-24	3/8-24	-	-
6500-04-04	1/4	1/4	7/16-20	7/16-20	0.912	1.012
6500-05-05	5/16	5/16	1/2-20	1/2-20	1.020	1.060
6500-06-06	3/8	3/8	9/16-18	9/16-18	1.101	1.239
6500-08-08	1/2	1/2	3/4-16	3/4-16	1.292	1.368
6500-10-10	5/8	5/8	7/8-14	7/8-14	1.473	1.579
6500-10-12	5/8	3/4	7/8-14	1 1/16-12	1.568	1.720
6500-12-12	3/4	3/4	2 1/2-12	1 1/16-12	1.674	1.770
6500-16-16	1	1	1 5/16-12	1 5/16-12	1.842	1.976
6500-20-16	1 1/4	1	1 5/8-12	1 5/16-12	-	-
6500-20-20	1 1/4	1 1/4	1 5/8-12	1 5/8-12	2.078	2.254
6500-24-24	1 1/2	1 1/2	1 7/8-12	1 7/8-12	2.330	2.590
6500-32-32	2	2	2 1/2-12	2 1/2-12	3.060	3.380

5

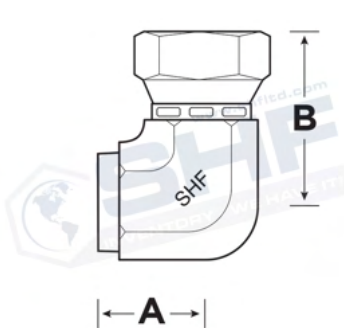
6501 - Male NPT x Female JIC 90°



PART NO	MP-1	FJ-2	THREAD-1	THREAD-2	A	B
6501-04-04	1/4	1/4	1/4-18	7/16-20	1.119	1.119
6501-06-06	3/8	3/8	3/8-18	9/16-18	1.220	1.340
6501-08-08	1/2	1/2	1/2-14	3/4-16	1.499	1.499
6501-12-12	3/4	3/4	3/4-14	1 1/16-12	1.590	1.750
6501-16-16	1	1	1-11 1/2	1 5/16-12	1.970	2.000
6501-20-20	1 1/4	1 1/4	1 1/4-11 1/2	1 5/8-12	2.380	2.310
6501-24-20	1 1/2	1 1/4	1 1/4-11 1/2	1 5/8-12	-	-
6501-24-24	1 1/2	1 1/2	1 1/2-11	1 7/8-12	2.640	2.590
6501-32-32	2	2	2-11 1/2	2 1/2-12	3.000	3.381

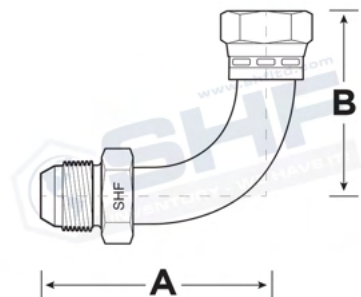


6503 - Female NPT x Female JIC 90° Swivel Connector



PART NO	FP-1	FJ-2	THREAD-1	THREAD-2	A	B
6503-04-04	1/4	1/4	1/4-18	7/16-20	0.856	1.134
6503-06-06	3/8	3/8	3/8-18	9/16-18	0.94	1.380
6503-08-08	1/2	1/2	1/2-14	3/4-16	1.228	1.583
6503-12-12	3/4	3/4	3/4-14	1 1/16-12	1.387	1.917
6503-16-16	1	1	1-11 1/2	1 5/6-12	-	-

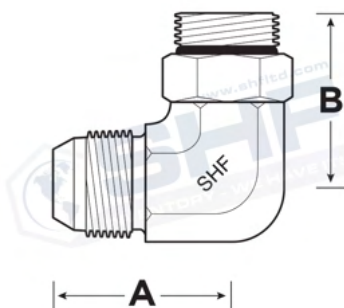
6701 - MJIC x FJIC (Tube Style) 90°



PART NO	THREAD-1	THREAD-2	A	B	C - O.D.	D	E
6701-08-08	3/4 UNF x 16	3/4 UNF x 16	1.823	1.520	0.549	.875	.812
6701-12-12	1-1/16 UNF x 12	1-1/16 UNF x 12	2.606	2.300	0.799	1.250	1.120
6701-16-16	1-5/16 UNF x 12	1-5/16 UNF x 12	3.099	3.150	1.023	1.500	1.374
6701-20-20	1-5/8 UNF x 12	1-5/8 UNF x 12	3.405	3.268	1.259	2.000	1.687
6701-24-24	1-7/8 UNF x 12	1-7/8 UNF x 12	4.638	3.606	1.574	2.250	2.000



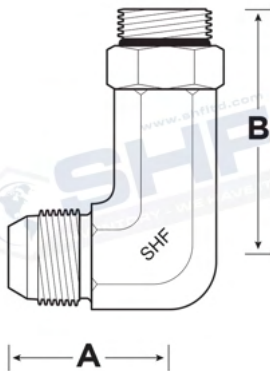
6801 - Male JIC x Male Adjustable ORB - 90°



PART NO	MJ-1	MB-2	THREAD-1	THREAD-2	A	B
6801-02-02	1/8	1/8	5/16-24	5/16-24	0.770	0.940
6801-03-03	3/16	3/16	3/8-24	3/8-24	0.830	0.940
6801-04-03	1/4	3/16	7/16-20	3/8-24	-	-
6801-04-04	1/4	1/4	7/16-20	7/16-20	0.938	1.078
6801-04-06	1/4	3/8	7/16-20	9/16-18	1.095	1.266
6801-04-08	1/4	1/2	7/16-20	3/4-16	1.197	1.484
6801-05-05	5/16	5/16	1/2-20	1/2-20	1.001	1.105
6801-06-04	3/8	1/4	9/16-18	7/16-20	1.104	1.208
6801-06-05	3/8	5/16	9/16-18	1/2-20	1.101	1.219
6801-06-06	3/8	3/8	9/16-18	9/16-18	1.104	1.297
6801-06-08	3/8	1/2	9/16-18	3/4-16	1.208	1.503
6801-06-10	3/8	5/8	9/16-18	7/8-14	1.293	1.758
6801-08-04	1/2	1/4	3/4-16	7/16-20	1.240	1.256
6801-08-06	1/2	3/8	3/4-16	9/16-18	1.282	1.392
6801-08-08	1/2	1/2	3/4-16	3/4-16	1.253	1.444
6801-08-10	1/2	5/8	3/4-16	7/8-14	1.372	1.701
6801-08-12	1/2	3/4	3/4-16	1 1/16-12	1.420	1.940
6801-08-16	1/2	1	3/4-16	1 1/16-12	1.520	2.050
6801-10-08	5/8	1/2	7/8-14	3/4-16	1.450	1.550
6801-10-10	5/8	5/8	7/8-14	7/8-14	1.497	1.710
6801-10-12	5/8	3/4	7/8-14	1 1/16-12	1.619	1.951
6801-12-08	3/4	1/2	1 1/16-12	3/4-16	1.723	1.678
6801-12-10	3/4	5/8	1 1/16-12	7/8-14	1.696	1.825
6801-12-12	3/4	3/4	1 1/16-12	1 1/16-12	1.664	1.948
6801-12-16	3/4	1	1 1/16-12	1 1/16-12	1.835	2.065
6801-12-20	3/4	1 1/4	1 1/16-12	1 5/8-12	1.970	2.250
6801-16-12	1	3/4	1 1/16-12	1 1/16-12	1.844	2.046
6801-16-16	1	1	1 1/16-12	1 1/16-12	1.852	2.073
6801-16-20	1	1 1/4	1 1/16-12	1 5/8-12	2.042	2.262
6801-16-24	1	1 1/2	1 5/16-12	1 7/8-12	-	-
6801-20-16	1 1/4	1	1 5/8-12	1 5/16-12	2.108	2.284
6801-20-20	1 1/4	1 1/4	1 5/8-12	1 5/8-12	2.131	2.271
6801-20-24	1 1/4	1 1/2	1 5/8-12	1 7/8-12	2.286	2.408
6801-24-20	1 1/2	1 1/4	1 7/8-12	1 5/8-12	2.330	2.390
6801-24-24	1 1/2	1 1/2	1 7/8-12	1 7/8-12	2.398	2.424
6801-32-24	2	1 1/2	2 1/2-12	1 7/8-12	-	-
6801-32-32	2	2	2 1/2-12	2 1/2-12	-	-

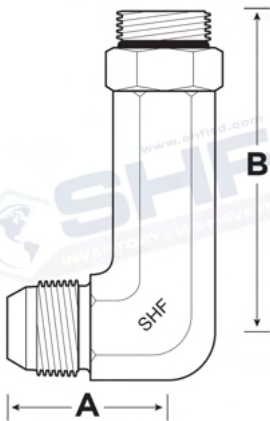


6801-L - Male JIC x Male Adjustable ORB - 90° Long



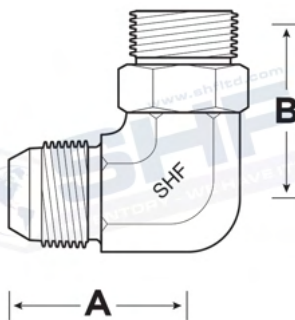
PART NO	MJ - 1	MAORB - 2	THREAD-1	THREAD-2	A	B
6801-L-04-04	1/4	1/4	7/16-20	7/16-20	.967	1.229
6801-L-06-06	3/8	3/8	9/16-18	9/16-18	1.076	1.699
6801-L-08-08	1/2	1/2	3/4-16	3/4-16	1.242	1.829
6801-L-10-10	5/8	5/8	7/8-14	7/8-14	1.473	2.135
6801-L-12-12	3/4	3/4	1-1/16-12	1-1/16-12	1.740	2.564
6801-L-16-16	1	1	1-5/16-12	1-5/16-12	1.864	3.178

6801-LL - Male JIC x Male Adjustable ORB - 90° Extra Long



PART NO	MJ-1	MJ-2	THREAD-1	THREAD-2	A	B
6801-LL-04-04	1/4	1/4	7/16-20	7/16-20	-	-
6801-LL-06-06	3/8	3/8	9/16-18	9/16-18	1.073	2.104
6801-LL-08-08	1/2	1/2	3/4-16	3/4-16	1.267	2.481
6801-LL-10-10	5/8	5/8	7/8-14	7/8-14	1.430	2.862
6801-LL-12-12	3/4	3/4	1-1/16-12	1-1/16-12	1.667	3.345
6801-LL-16-16	1	1	1-5/16-12	1-5/16-12	1.811	3.643

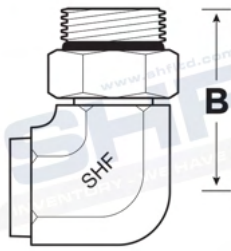
6801-BSPP - Male JIC x Male BSPP - 90° Adjustable



PART NO	MJ-1	BSPP-2	THREAD-1	THREAD-2	A	B
6801-04-04 BSPP	1/4	1/4	7/16-20	1/4-19	1.093	1.259
6801-06-06 BSPP	3/8	3/8	9/16-18	3/8-19	1.184	1.462
6801-08-08 BSPP	1/2	1/2	3/4-16	1/2-14	1.424	1.744
6801-12-12 BSPP	3/4	3/4	1 1/16-12	3/4-14	1.701	1.966
6801-16-16 BSPP	1	1	1 5/16-12	1-11	-	-
6801-20-20 BSPP	1 1/4	1 1/4	1 5/8-12	1 1/4-11	-	-
6801-24-24 BSPP	1 1/2	1 1/2	1 7/8-12	1 1/2-11	-	-
6801-32-32 BSPP	2	2	2-1/2-12	2-11	-	-

5

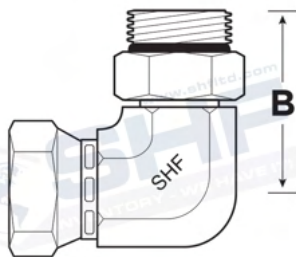
6805 - Female NPT x Male Adjustable ORB - 90°



← A →

PART NO	MB-1	FP-2	THREAD-1	THREAD-2	A	B
6805-04-04	1/4	1/4	7/16-20	1/4-18	-	-
6805-06-06	3/8	3/8	9/16-18	3/8-18	-	-
6805-08-08	1/2	1/2	3/4-16	1/2-14	-	-
6805-10-08	5/8	1/2	7/8-14	1/2-14	1.81	0.75
6805-12-12	3/4	3/4	1 1/16-12	3/4-14	2.00	0.810
6805-16-16	1	1	1 5/16-12	1-11 1/2	2.250	1.000

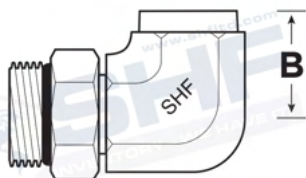
6809 - Female JIC x Male Adjustable ORB - 90°



← A →

PART NO	MJ-1	MJ-2	THREAD-1	THREAD-2	A	B
6809-04-04	1/4	1/4	7/16-20	7/16-20	.994	.989
6809-06-06	3/8	3/8	9/16-18	9/16-18	1.260	1.270
6809-08-08	1/2	1/2	3/4-16	3/4-16	1.393	1.393
6809-10-10	5/8	5/8	7/8-14	7/8-14	1.645	1.710
6809-12-12	3/4	3/4	1-1/16-12	1-1/16-12	1.756	1.970
6809-16-16	1	1	1-5/16-12	1-5/16-12	2.013	1.985

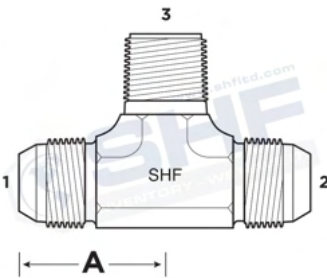
6815 - Male Adjustable ORB x Female ORB - 90°



← A →

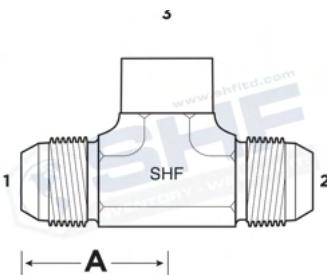
PART NO	MB-1	FB-2	THREAD-1	THREAD-2	A	B
6815-04-04	1/4	1/4	7/16-20	7/16-20	1.191	0.609
6815-06-06	3/8	3/8	9/16-18	9/16-18	1.402	0.733
6815-08-08	1/2	1/2	3/4-16	3/4-16	1.613	0.844
6815-12-12	3/4	3/4	1 1/16-12	1 1/16-12	1.975	1.154
6815-16-16	1	1	1 5/16-12	1 5/16-12	2.238	1.293

2601 - Male JIC x Male JIC x Male NPT Tee



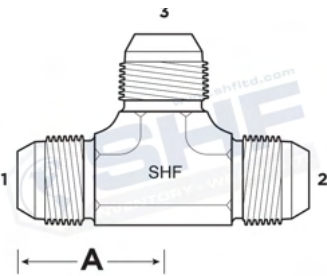
PART NO	MJ-1	MJ-2	MP-3	THREAD-1	THREAD-2	THREAD-3	A	B
2601-02-02-02	1/8	1/8	1/8	5/16-24	5/16-24	1/8-27	0.730	0.692
2601-04-04-02	1/4	1/4	1/8	7/16-20	7/16-20	1/8-27	0.887	0.804
2601-04-04-04	1/4	1/4	1/4	7/16-20	7/16-20	1/4-18	1.092	1.089
2601-04-04-06	1/4	1/4	3/8	7/16-20	7/16-20	3/8-18	1.130	1.220
2601-06-06-04	3/8	3/8	1/4	9/16-18	9/16-18	1/4-18	1.083	1.040
2601-06-06-06	3/8	3/8	3/8	9/16-18	9/16-18	3/8-18	1.172	1.239
2601-08-08-06	1/2	1/2	3/8	3/4-16	3/4-16	3/8-18	1.367	1.486
2601-08-08-08	1/2	1/2	1/2	3/4-16	3/4-16	1/2-14	1.264	1.262
2601-08-08-12	1/2	1/2	3/4	3/4-16	3/4-16	3/4-14	-	-
2601-10-10-08	5/8	5/8	1/2	7/8-14	7/8-14	1/2-14	1.467	1.440
2601-12-12-08	3/4	3/4	1/2	1 1/16-12	1 1/16-12	1/2-14	-	-
2601-12-12-12	3/4	3/4	3/4	1 1/16-12	1 1/16-12	3/4-14	1.669	1.599
2601-16-16-12	1	1	3/4	1 5/16-12	1 5/16-12	3/4-14	-	-
2601-16-16-16	1	1	1	1 5/16-12	1 5/16-12	1-11 1/2	1.870	1.835
2601-20-20-20	1 1/4	1 1/4	1 1/4	1 5/8-12	1 5/8-12	1 1/4-11 1/2	2.062	2.367

2602 - Male JIC x Male JIC x Female NPT Tee



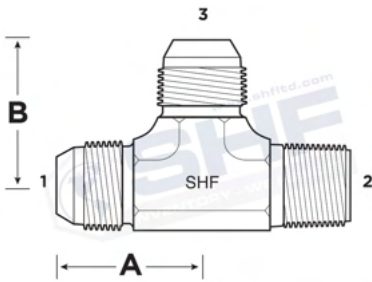
PART NO	MJ-1	MJ-2	FP-3	THREAD-1	THREAD-2	THREAD-3	A	B
2602-02-02-02	1/8	1/8	1/8	5/16-24	5/16-24	1/8-27	1.046	0.651
2602-04-04-02	1/4	1/4	1/8	7/16-20	7/16-20	1/8-27	1.085	0.632
2602-04-04-04	1/4	1/4	1/4	7/16-20	7/16-20	1/4-18	1.220	0.880
2602-06-06-04	3/8	3/8	1/4	9/16-18	9/16-18	1/4-18	1.235	0.899
2602-06-06-06	3/8	3/8	3/8	9/16-18	9/16-18	3/8-18	1.310	1.020
2602-08-08-06	1/2	1/2	3/8	3/4-16	3/4-16	3/8-18	1.459	1.005
2602-08-08-08	1/2	1/2	1/2	3/4-16	3/4-16	1/2-14	1.526	1.288
2602-10-10-08	5/8	5/8	1/2	7/8-14	7/8-14	1/2-14	1.644	1.197
2602-12-12-12	3/4	3/4	3/4	1-1/16-12	1-1/16-12	3/4-14	1.890	1.360
2602-16-16-16	1	1	1	1-5/16-12	1-5/16-12	1-11 1/2	2.203	1.605
2602-20-20-20	1 1/4	1 1/4	1 1/4	1 5/8-12	1 5/8-12	1 1/4-11 1/2	2.330	1.700

2603 - Male JIC x Male JIC x Male JIC Tee



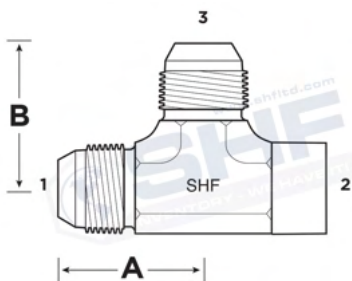
PART NO	MJ-1	MJ-2	MJ-3	THREAD-1	THREAD-2	THREAD-3	A	B
2603-02-02-02	1/8	1/8	1/8	5/16-24	5/16-24	5/16-24	0.695	0.758
2603-03-03-03	3/16	3/16	3/16	3/8-24	3/8-24	3/8-24	0.803	0.758
2603-04-04-04	1/4	1/4	1/4	7/16-20	7/16-20	7/16-20	0.929	0.929
2603-05-05-05	5/16	5/16	5/16	1/2-20	1/2-20	1/2-20	0.931	0.970
2603-06-06-06	3/8	3/8	3/8	9/16-18	9/16-18	9/16-18	1.052	1.052
2603-08-08-08	1/2	1/2	1/2	3/4-16	3/4-16	3/4-16	1.248	1.248
2603-10-10-10	5/8	5/8	5/8	7/8-14	7/8-14	7/8-14	1.471	1.471
2603-12-12-12	3/4	3/4	3/4	1-1/16-12	1-1/16-12	1-1/16-12	1.686	1.686
2603-16-16-16	1	1	1	1-5/16-12	1-5/16-12	1-5/16-12	1.834	1.834
2603-20-20-20	1-1/4	1-1/4	1-1/4	1-5/8-12	1-5/8-12	1-5/8-12	2.061	2.061
2603-24-24-24	1-1/2	1-1/2	1-1/2	1-7/8-12	1-7/8-12	1-7/8-12	2.373	2.373
2603-32-32-32	2	2	2	2-1/2-12	2-1/2-12	2-1/2-12	3.062	3.062

2605 - Male JIC x Male NPT x Male JIC Tee



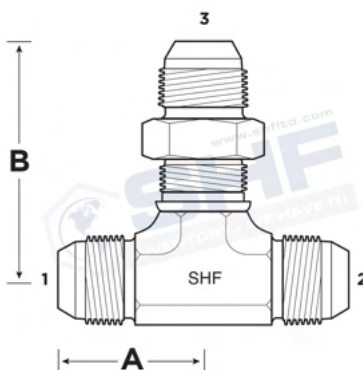
PART NO.	MJ-1	MP-2	MJ-3	THREAD-1	THREAD-2	THREAD-3	A	B
2605-02-02-02	1/8	1/8	1/8	5/16-24	1/8-27	5/16-24	0.752	0.742
2605-04-02-04	1/4	1/8	1/4	7/16-20	1/8-27	7/16-20	0.796	0.924
2605-04-04-04	1/4	1/4	1/4	7/16-20	1/4-18	7/16-20	1.090	1.050
2605-06-04-06	3/8	1/4	3/8	9/16-18	1/4-18	9/16-18	1.090	1.060
2605-06-06-04	3/8	3/8	1/4	9/16-18	3/8-18	7/16-20	-	-
2605-06-06-06	3/8	3/8	3/8	9/16-18	3/8-18	9/16-18	1.238	1.177
2605-08-06-08	1/2	3/8	1/2	3/4-16	3/8-18	3/4-16	1.210	1.259
2605-08-08-08	1/2	1/2	1/2	3/4-16	1/2-14	3/4-16	1.459	1.352
2605-10-08-10	5/8	1/2	5/8	7/8-14	1/2-14	7/8-14	1.461	1.461
2605-12-12-08	3/4	3/4	1/2	1 1/16-12	3/4-14	3/4-16	-	-
2605-12-12-12	3/4	3/4	3/4	1 1/16-12	3/4-14	1 1/16-12	1.675	1.669
2605-16-16-16	1	1	1	1 5/16-12	1-11 1/2	1 5/16-12	2.018	1.855
2605-20-20-20	1 1/4	1 1/4	1 1/4	1 5/8-12	1 1/4-11 1/2	1 5/8-12	2.329	2.152
2605-24-24-24	1 1/2	1 1/2	1 1/2	1 7/8-12	1 1/2-11 1/2	1 7/8-12	2.640	2.330
2605-32-32-32	2	2	2	2 1/2-12	2-11 1/2	2 1/2-12	2.985	3.064

2606 - Male JIC x Female NPT x Male JIC Tee



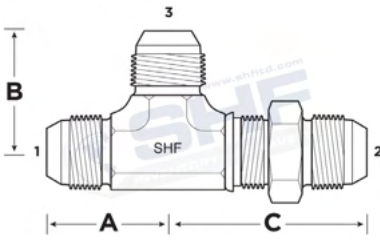
PART NO.	MJ-1	FP-2	MJ-3	THREAD-1	THREAD-2	THREAD-3	A	B
2606-02-02-02	1/8	1/8	1/8	5/16-24	1/8-27	5/16-24	1.004	0.963
2606-04-02-04	1/4	1/8	1/4	7/16-20	1/8-27	7/16-20	1.044	1.026
2606-04-04-04	1/4	1/4	1/4	7/16-20	1/4-18	7/16-20	0.880	1.220
2606-06-04-06	3/8	1/4	3/8	9/16-18	1/4-18	9/16-18	1.164	1.149
2606-06-06-06	3/8	3/8	3/8	9/16-18	3/8-18	9/16-18	1.020	1.310
2606-08-06-08	1/2	3/8	1/2	3/4-16	3/8-18	3/4-16	1.380	1.374
2606-08-08-08	1/2	1/2	1/2	3/4-16	1/2-14	3/4-16	1.398	1.406
2606-10-08-10	5/8	1/2	5/8	7/8-14	1/2-14	7/8-14	1.555	1.576
2606-12-12-12	3/4	3/4	3/4	1-1/16-12	3/4-14	1-1/16-12	1.825	1.847
2606-16-16-16	1	1	1	1-5/16-12	1-11 1/2	1-5/16-12	1.608	2.206

2703 - Male JIC Bulkhead Branch Tee



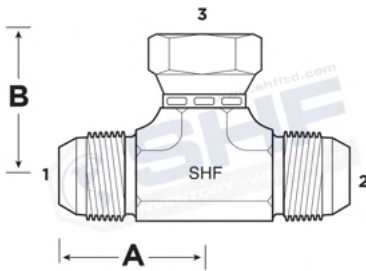
PART NO.	MJ-1	MJ-2	MJ-3	THREAD-1	THREAD-2	THREAD-3	A	B
2703-04-04-04	1/4	1/4	1/4	7/16-20	7/16-20	7/16-20	1.015	1.602
2703-06-06-06	3/8	3/8	3/8	9/16-18	9/16-18	9/16-18	1.123	1.845
2703-08-08-08	1/2	1/2	1/2	3/4-16	3/4-16	3/4-16	-	-
2703-12-12-12	3/4	3/4	3/4	1 1/16-12	1 1/16-12	1 1/16-12	1.839	2.753
2703-16-16-16	1	1	1	1 5/16-12	1 5/16-12	1 5/16-12	-	-
2703-20-20-20	1 1/4	1 1/4	1 1/4	1 5/8-12	1 5/8-12	1 5/8-12	-	-
2703-24-24-24	1-1/2	1-1/2	1-1/2	1 7/8-12	1 7/8-12	1 7/8-12	2.482	3.419
2703-32-32-32	2	2	2	2 1/2-12	2 1/2-12	2 1/2-12	-	-

2704 - Male JIC Bulkhead Run Tee



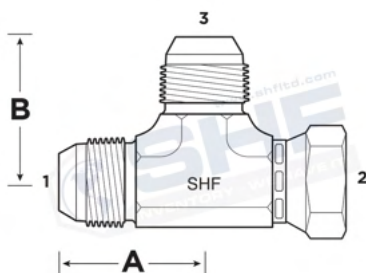
PART NO.	MJ-1	MJ-2	MJ-3	THREAD-1	THREAD-2	THREAD-3	A	B
2703-04-04-04	1/4	1/4	1/4	7/16-20	7/16-20	7/16-20	1.015	1.602
2703-06-06-06	3/8	3/8	3/8	9/16-18	9/16-18	9/16-18	1.123	1.845
2703-08-08-08	1/2	1/2	1/2	3/4-16	3/4-16	3/4-16	-	-
2703-12-12-12	3/4	3/4	3/4	1 1/16-12	1 1/16-12	1 1/16-12	1.839	2.753
2703-16-16-16	1	1	1	1 5/8-12	1 5/8-12	1 5/8-12	-	-
2703-20-20-20	1 1/4	1 1/4	1 1/4	1 5/8-12	1 5/8-12	1 5/8-12	-	-
2703-24-24-24	1-1/2	1-1/2	1-1/2	1 7/8-12	1 7/8-12	1 7/8-12	2.482	3.419
2703-32-32-32	2	2	2	2 1/2-12	2 1/2-12	2 1/2-12	-	-

6600 - Male JIC x Male JIC x Female JIC Swivel Branch Tee



PART NO	MJ-1	MJ-2	FJ-3	THREAD-1	THREAD-2	THREAD-3	A	B
6600-02-02-02	1/8	1/8	1/8	5/16-24	5/16-24	5/16-24	0.760	.989
6600-04-04-04	1/4	1/4	1/4	7/16-20	7/16-20	7/16-20	0.924	1.031
6600-05-05-05	5/16	5/16	5/16	1/2-20	1/2-20	1/2-20	0.950	1.060
6600-06-06-06	3/8	3/8	3/8	9/16-18	9/16-18	9/16-18	1.103	1.219
6600-08-08-08	1/2	1/2	1/2	3/4-16	3/4-16	3/4-16	1.309	1.392
6600-10-10-10	5/8	5/8	5/8	7/8-14	7/8-14	7/8-14	1.490	1.654
6600-12-12-12	3/4	3/4	3/4	1 1/16-12	1 1/16-12	1 1/16-12	1.686	1.733
6600-16-16-16	1	1	1	1 5/8-12	1 5/8-12	1 5/8-12	1.810	2.000
6600-20-20-20	1 1/4	1 1/4	1 1/4	1 5/8-12	1 5/8-12	1 5/8-12	2.084	2.289
6600-24-24-24	1 1/2	1 1/2	1 1/2	1 7/8-12	1 7/8-12	1 7/8-12	2.330	2.590
6600-32-32-32	2	2	2	2 1/2-12	2 1/2-12	2 1/2-12	2.060	3.380

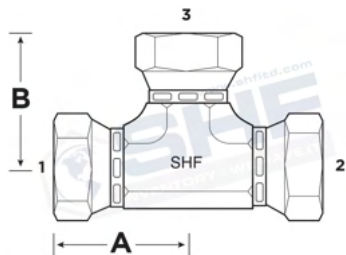
6602 - Male JIC x Female JIC x Male JIC Swivel Run Tee



PART NO	MJ-1	FJ-2	MJ-3	THREAD-1	THREAD-2	THREAD-3	A	B
6602-04-04-04	1/4	1/4	1/4	7/16-20	7/16-20	7/16-20	1.011	.936
6602-05-05-05	5/16	5/16	5/16	1/2-20	1/2-20	1/2-20	-	-
6602-06-06-06	3/8	3/8	3/8	9/16-18	9/16-18	9/16-18	1.250	1.092
6602-08-08-08	1/2	1/2	1/2	3/4-16	3/4-16	3/4-16	1.347	1.289
6602-10-10-10	5/8	5/8	5/8	7/8-14	7/8-14	7/8-14	1.462	1.506
6602-12-12-12	3/4	3/4	3/4	1 1/16-12	1 1/16-12	1 1/16-12	1.768	1.669
6602-16-16-16	1	1	1	1 5/8-12	1 5/8-12	1 5/8-12	1.982	1.816
6602-20-20-20	1 1/4	1 1/4	1 1/4	1 5/8-12	1 5/8-12	1 5/8-12	2.241	2.086
6602-24-24-24	1 1/2	1 1/2	1 1/2	1 7/8-12	1 7/8-12	1 7/8-12	2.540	2.360
6602-32-32-32	2	2	2	2-1/2-12	2-1/2-12	2-1/2-12	3.350	3.133

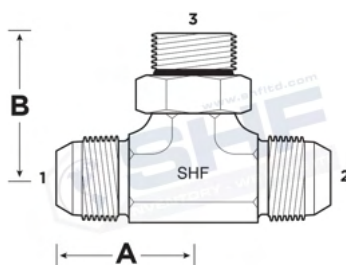
5

6606 - Female JIC x Female JIC x Female JIC Swivel Tee



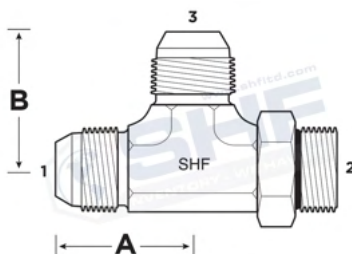
PART NO	FJ-1	FJ-2	FJ-3	THREAD-1	THREAD-2	THREAD-3	A	B
6606-04-04-04	1/4	1/4	1/4	7/16-20	7/16-20	7/16-20	1.130	1.130
6606-06-06-06	3/8	3/8	3/8	9/16-18	9/16-18	9/16-18	1.127	1.127
6606-08-08-08	1/2	1/2	1/2	3/4-16	3/4-16	3/4-16	1.245	1.245
6606-12-12-12	3/4	3/4	3/4	1 1/16-12	1 1/16-12	1 1/16-12	1.649	1.649
6606-16-16-16	1	1	1	1 5/16-12	1 5/16-12	1 5/16-12	1.860	1.860

6803 - Male JIC x Male JIC x Male Adjustable ORB Branch Tee



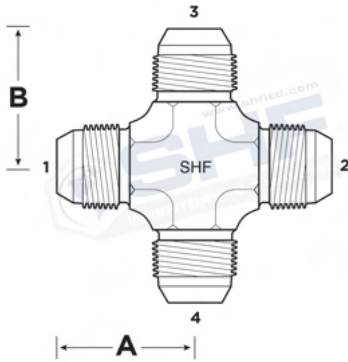
PART NO.	MJ-1	MJ-2	MB-3	THREAD-1	THREAD-2	THREAD-3	A	B
6803-04-04-04	1/4	1/4	1/4	7/16-20	7/16-20	7/16-20	0.936	1.046
6803-06-06-06	3/8	3/8	3/8	9/16-18	9/16-18	9/16-18	1.065	1.250
6803-08-08-08	1/2	1/2	1/2	3/4-16	3/4-16	3/4-16	1.316	1.485
6803-10-10-10	5/8	5/8	5/8	7/8-14	7/8-14	7/8-14	1.450	1.700
6803-12-12-12	3/4	3/4	3/4	1 1/16-12	1 1/16-12	1 1/16-12	1.701	2.001
6803-16-16-16	1	1	1	1 5/16-12	1 5/16-12	1 5/16-12	1.901	2.063
6803-20-20-20	1 1/4	1 1/4	1 1/4	1 5/8-12	1 5/8-12	1 5/8-12	2.060	2.250
6803-24-24-24	1 1/2	1 1/2	1 1/2	1 7/8-12	1 7/8-12	1 7/8-12	2.330	2.391
6803-32-32-32	2	2	2	2 1/2-12	2 1/2-12	2 1/2-12	3.060	2.891

6804 - Male JIC x Male Adjustable ORB x Male JIC - MJIC Run Tee



PART NO.	MJ-1	MB-2	MJ-3	THREAD-1	THREAD-2	THREAD-3	A	B
6804-04-04-04	1/4	1/4	1/4	7/16-20	7/16-20	7/16-20	1.054	0.950
6804-06-06-06	3/8	3/8	3/8	9/16-18	9/16-18	9/16-18	1.282	1.090
6804-08-08-08	1/2	1/2	1/2	3/4-16	3/4-16	3/4-16	1.484	1.288
6804-10-10-10	5/8	5/8	5/8	7/8-14	7/8-14	7/8-14	1.450	1.701
6804-12-12-12	3/4	3/4	3/4	1 1/16-12	1 1/16-12	1 1/16-12	1.936	1.673
6804-16-16-16	1	1	1	1 5/16-12	1 5/16-12	1 5/16-12	2.036	1.867
6804-20-20-20	1 1/4	1 1/4	1 1/4	1 5/8-12	1 5/8-12	1 5/8-12	2.316	2.086
6804-24-24-24	1 1/2	1 1/2	1 1/2	1 7/8-12	1 7/8-12	1 7/8-12	2.330	2.390
6804-32-32-32	2	2	2	2 1/2-12	2 1/2-12	2 1/2-12	3.060	2.890

2650 - Male JIC Cross



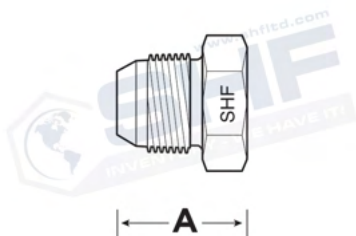
PART NO	MJ-1	MJ-2	MJ-3	THREAD-1	THREAD-2	THREAD-3	A	B
2650-02-02-02-02	1/8	1/8	1/8	5/16-24	5/16-24	5/16-24	0.760	0.760
2650-04-04-04-04	1/4	1/4	1/4	7/16-20	7/16-20	7/16-20	0.899	0.899
2650-06-06-06-06	3/8	3/8	3/8	9/16-18	9/16-18	9/16-18	1.032	1.032
2650-08-08-08-08	1/2	1/2	1/2	3/4-16	3/4-16	3/4-16	1.266	1.266
2650-10-10-10-10	5/8	5/8	5/8	7/8-14	7/8-14	7/8-14	1.483	1.483
2650-12-12-12-12	3/4	3/4	3/4	1-1/16-12	1-1/16-12	1-1/16-12	1.692	1.692
2650-16-16-16-16	1	1	1	1-5/16-12	1-5/16-12	1-5/16-12	1.843	1.843

304-C JIC 37° Cap Nut



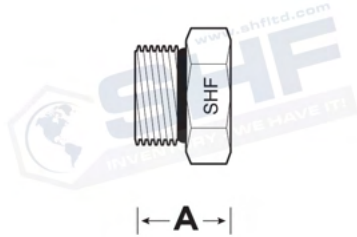
PART NO	CN-1	THREAD-1	A
304-C-02	1/8	5/16-24	0.500
304-C-03	3/16	3/8-24	0.560
304-C-04	1/4	7/16-20	0.589
304-C-05	5/16	1/2-20	0.628
304-C-06	3/8	9/16-18	0.628
304-C-08	1/2	3/4-16	0.753
304-C-10	5/8	7/8-14	0.876
304-C-12	3/4	1-1/16-12	0.905
304-C-16	1	1-5/16-12	1.016
304-C-20	1-1/4	1-5/8-12	1.061
304-C-24	1-1/2	1-7/8-12	1.182
304-C-32	2	2-1/2-12	1.440
304-C-48	3	3 1/2-12	-

2408 - Male JIC 37° Plug




PART NO	MJ-1	THREAD-1	A
2408-02	1/8	5/16-24	0.735
2408-03	3/16	3/8-24	0.737
2408-04	1/4	7/16-20	0.799
2408-05	5/16	1/2-20	0.802
2408-06	3/8	9/16-18	0.866
2408-08	1/2	3/4-16	0.944
2408-10	5/8	7/8-14	1.119
2408-12	3/4	1-1/16-12	1.277
2408-16	1	1-5/16-12	1.327
2408-20	1-1/4	1-5/8-12	1.461
2408-24	1-1/2	1-7/8-12	1.662
2408-32	2	2-1/2-12	2.005

6408 - Male ORB Hex Plug



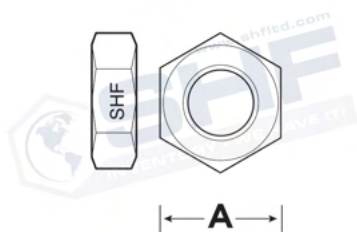
PART NO	MB-1	THREAD-1	A
6408-02	1/8	5/16-24	0.600
6408-04	1/4	7/16-20	0.446
6408-05	5/16	1/2-20	0.667
6408-06	3/8	9/16-18	0.727
6408-08	1/2	3/4-16	0.797
6408-10	5/8	7/8-14	0.809
6408-12	3/4	9/16-18	1.090
6408-14	7/8	1 3/16-12	1.090
6408-16	1	1 5/16-12	1.116
6408-20	1 1/4	1 5/8-12	1.200
6408-24	1 1/2	1 7/8-12	1.126
6408-32	2	2 1/2-12	1.430

6408-HH - Male Adjustable ORB Hollow Hex Plug



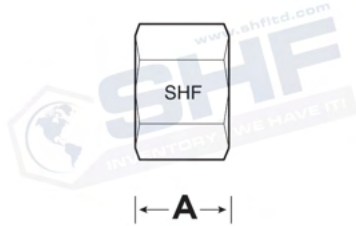
PART NO	MB-1	THREAD-1	A
6408-HH-02	1/8	5/16-24	0.400
6408-HH-03	3/16	3/8-24	-
6408-HH-04	1/4	7/16-20	0.446
6408-HH-05	5/16	1/2-20	0.438
6408-HH-06	3/8	9/16-18	0.489
6408-HH-08	1/2	3/4-16	0.561
6408-HH-10	5/8	7/8-14	0.629
6408-HH-12	3/4	1-1/16-12	0.760
6408-HH-16	1	1-5/16-12	0.761
6408-HH-20	1-1/4	1-5/8-12	0.760
6408-HH-24	1-1/2	1-7/8-12	0.761

306-LN - Bulkhead Lock Nut



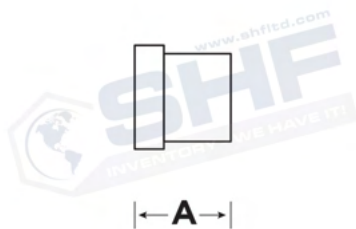
PART NO	LN-1	THREAD-1	A
306-LN-02	1/8	5/16-24	0.559
306-LN-03	3/16	3/8-24	0.630
306-LN-04	1/4	7/16-20	0.683
306-LN-05	5/16	1/2-20	0.750
306-LN-06	3/8	9/16-18	0.807
306-LN-08	1/2	3/4-16	0.991
306-LN-10	5/8	7/8-14	1.122
306-LN-12	3/4	1-1/16-12	1.370
306-LN-16	1	1-5/16-12	1.616
306-LN-20	1-1/4	1-5/8-12	1.865
306-LN-24	1-1/2	1-7/8-12	2.116
306-LN-32	2	2-1/2-12	2.750

318 - JIC Tube Nut



PART NO	TN-1	THREAD-1	A
318-02	1/8	5/16-24	0.538
318-03	3/16	3/8-24	0.601
318-04	1/4	7/16-20	0.611
318-05	5/16	1/2-20	0.671
318-06	3/8	9/16-18	0.727
318-08	1/2	3/4-16	0.838
318-10	5/8	7/8-14	0.968
318-12	3/4	1 1/16-12	1.015
318-14	7/8	1 3/16-12	1.072
318-16	1	1 5/16-12	1.133
318-20	1 1/4	1 5/8-12	1.208
318-24	1 1/2	1 7/8-12	1.415
318-32	2	2 1/2-12	1.733

319 - JIC Tube Sleeve



PART NO	TS-1	ID	A
319-02	1/8	1/8	0.333
319-03	3/16	3/16	0.397
319-04	1/4	1/4	0.399
319-05	5/16	5/16	0.430
319-06	3/8	3/8	0.495
319-08	1/2	1/2	0.558
319-10	5/8	5/8	0.641
319-12	3/4	3/4	0.680
319-14	7/8	7/8	0.748
319-16	1	1	0.775
319-20	1 1/4	1 1/4	0.913
319-24	1 1/2	1 1/2	1.116
319-32	2	2	1.189

FS - Stainless Steel Flare Saver Seal for MJIC 37°



Flaresaver Seals use the unique combination of the stainless steel insert stamping and Loctite Sealant. Loctite is the world's leader in sealing compounds, and the Flaresaver Seal is the ultimate solution for eliminating leaking gas or fluid from flared tube and hose connections.

Flaresaver Seals are available in two grades of stainless steel or copper material. The Loctite coating compound can be standard or high temperature. Flaresaver Seals are available in sizes ranging from 3/16" to 2" fitting sizes.

PART NO	SIZE
FS-04	1/4
FS-06	3/8
FS-08	1/2
FS-10	5/8
FS-12	3/4
FS-16	1
FS-20	1 1/4
FS-24	1 1/2
FS-32	2



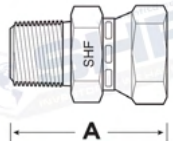
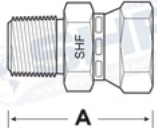
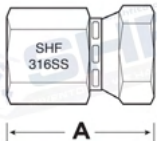
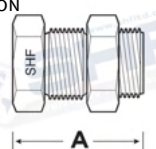

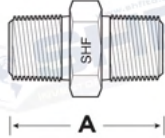

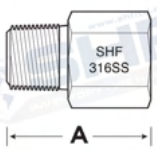
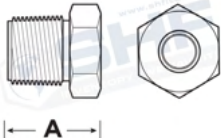
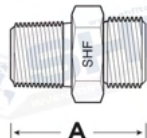
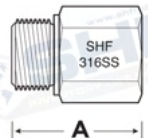
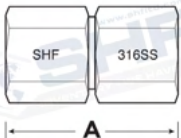

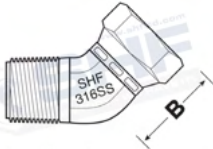
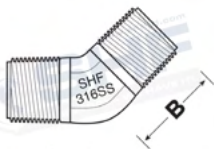
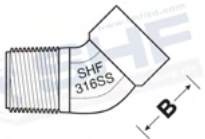
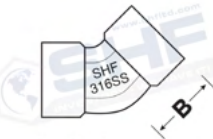
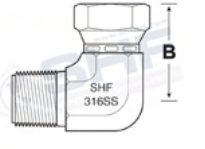
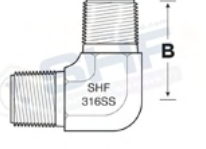
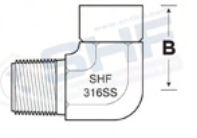
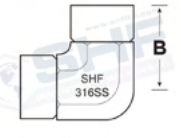
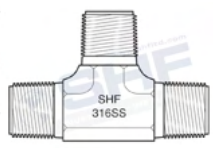
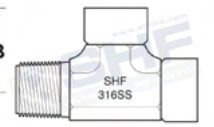
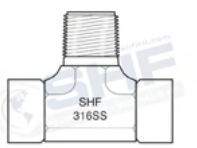
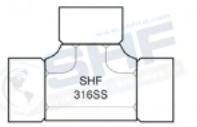
INSTRUMENT PIPE FITTINGS ADAPTERS

SAE J514 J530
316 SS


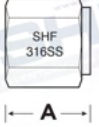



SECTION 5 ADAPTERS

37° FLARE TUBE	p.96-135
INSTRUMENT PIPE	p.136-153
ORFS ADAPTERS	p.154-159
BSP ADAPTERS	p.160-167
CODE 61 & 62	p.168-175



STRAIGHT	1404 MNPT x FNPT  p.139	1404-HP MNPT x FNPSM HIGH PRESSURE  p.139	1405 FNPT X FNPSM  p.139	2707 FNPT x FNPT BULKHEAD UNION  p.140	
	5000 FNPT x FNPT  p.140	5404 MNPT x MNPT  p.141	5404 LONG HEX MNPT x MNPT  p.142	5405 MNPT X FNPT EXPANDER  p.143	5406 MNPT X FNPT BUSHING  p.144
	7032 MNPT x MBSPP  p.145	7042 MBSPP X FNPT  p.145	7052 FBSPP X FNPT  p.145	CN MNPT X MNPT CLOSE NIPPLE  p.146	
45°	1503 MNPT x FNPSM 45°  p.146	5501 MNPT x MNPT 45°  p.146	5503 MNPT x FNPT 45°  p.147	5505 FNPT x FNPT 45°  p.147	
	90°	1501 MNPT X FNPSM 90°  p.148	5500 MNPT X MNPT 90°  p.148	5502 MNPT X FNPT 90°  p.149	5504 FEMALE ELBOW FNPT 90°  p.149
TEES & CROSSES		5600 MNPT x MNPT x MNPT  p.150	5602 MNPT x FNPT x FNPT  p.150	5604 FNPT x FNPT x MNPT  p.150	5605 FNPT x FNPT x MNPT  p.151

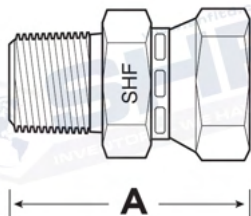
5

<p>5652 FNPT CROSS</p>  <p>p.151</p>	<p>CAPS & PLUGS</p>	<p>5406-C FNPT x PIPE CAP</p>  <p>p.152</p>	<p>5406-BSP-HP MBSPP HOLLOW HEX PLUG</p>  <p>p.152</p>	<p>5406-HHP MNPT HOLLOW HEX PLUG</p>  <p>p.152</p>
<p>5406-P MNPT HEX PIPE PLUG</p>  <p>p.153</p>				

5

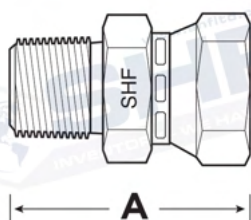


1404 - Male NPT x Female NPT



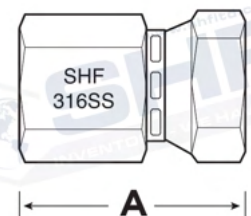
PART NO	MP-1	FP-2	THREAD-1	THREAD-2	A
1404-02-02	1/8	1/8	1/8-27	1/8-27	1.125
1404-04-02	1/4	1/8	1/4-18	1/8-27	-
1404-04-04	1/4	1/4	1/4-18	1/4-18	1.514
1404-04-06	1/4	3/8	1/4-18	3/8-18	1.475
1404-06-04	3/8	1/4	3/8-18	1/4-18	1.474
1404-06-06	3/8	3/8	3/8-18	3/8-18	1.651
1404-06-08	3/8	1/2	3/8-18	1/2-14	1.666
1404-08-06	1/2	3/8	1/2-14	3/8-18	1.757
1404-08-08	1/2	1/2	1/2-14	1/2-14	1.964
1404-12-12	3/4	3/4	3/4-14	3/4-14	2.142
1404-16-16	1	1	1-11 1/2	1-11 1/2	2.369
1404-20-20	1-1/4	1-1/4	1 1/4-11 1/2	1 1/4-11 1/2	2.501
1404-24-24	1-1/2	1-1/2	1 1/2-11 1/2	1 1/2-11 1/2	2.770
1404-32-32	2	2	2-11 1/2	2-11 1/2	2.790

1404 - HP - Male NPT x Female NPT Swivel (High Pressure)



PART NO	MP-1	FP-2	THREAD-1	THREAD-2	A
1404-04-04HP	1/4	1/4	1/4-18	1/4-18	1.532
1404-06-06HP	3/8	3/8	3/8-18	3/8-18	1.748
1404-08-08HP	1/2	1/2	1/2-14	1/2-14	1.964
1404-12-12HP	3/4	3/4	3/4-14	3/4-14	2.32
1404-16-16HP	1	1	1-11 1/2	1-11 1/2	2.504

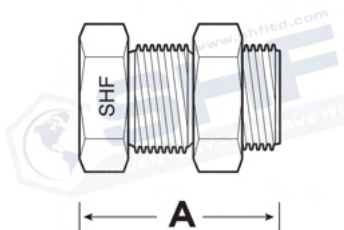
1405 - Female NPT x Female NPSM



PART NO	FP-1	FP-2	THREAD-1	THREAD-2	A
1405-04-04	1/4	1/4	1/4-18	1/4-18	1.380
1405-06-06	3/8	3/8	3/8-18	3/8-18	1.500
1405-08-06	1/2	3/8	1/2-14	3/8-18	-
1405-08-08	1/2	1/2	1/2-14	1/2-14	1.785
1405-12-08	3/4	1/2	3/4-14	1/2-14	-
1405-12-12	3/4	3/4	3/4-14	3/4-14	1.973
1405-16-16	1	1	1-11 1/2	1-11 1/2	2.372
1405-20-20	1-1/4	1-1/4	1 1/4-11 1/2	1 1/4-11 1/2	2.492
1405-24-24	1-1/2	1-1/2	1 1/2-11 1/2	1 1/2-11 1/2	2.463
1405-32-32	2	2	2-11 1/2	2-11 1/2	2.627

5

2707 - Female NPT x Female NPT Bulkhead Union



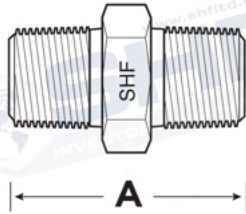
PART NO	FP-1	FP-2	L	L1	H	W	W1	OD
2707-04-04	1/4-18	3/4-16	1.50	1.25	0.31	1	1	0.56
2707-06-06	3/8-18	1-14	1.31	1.13	0.25	1-1/8	1-1/4	0.89
2707-08-08	1/2-14	1-1/8-14	1.50	1.25	0.31	1-1/4	1-3/8	1.00

5000 - Female NPT x Female NPT



PART NO	FP-1	FP-2	THREAD-1	THREAD-2	A
5000-02-02	1/8	1/8	1/8-27	1/8-27	0.755
5000-02-04	1/8	1/4	1/8-27	1/4-18	1.221
5000-04-02	1/4	1/8	1/4-18	1/8-27	1.179
5000-04-04	1/4	1/4	1/4-18	1/4-18	1.124
5000-04-06	1/4	3/8	1/4-18	3/8-18	1.382
5000-06-04	3/8	1/4	3/8-18	1/4-18	1.130
5000-06-06	3/8	3/8	3/8-18	3/8-18	1.184
5000-08-04	1/2	1/4	1/2-14	1/4-18	1.500
5000-08-06	1/2	3/8	1/2-14	3/8-18	1.376
5000-08-08	1/2	1/2	1/2-14	1/2-14	1.574
5000-12-06	3/4	3/8	3/4-14	3/8-18	-
5000-12-08	3/4	1/2	3/4-14	1/2-14	1.525
5000-12-12	3/4	3/4	3/4-14	3/4-14	1.537
5000-16-08	1	1/2	1-11 1/2	1/2-14	1.890
5000-16-12	1	3/4	1-11 1/2	3/4-14	2.374
5000-16-16	1	1	1-11 1/2	1-11 1/2	1.909
5000-16-20	1	1-1/4	1-11 1/2	1 1/4-11 1/2	2.087
5000-20-16	1-1/4	1	1 1/4-11 1/2	1-11 1/2	1.930
5000-20-20	1-1/4	1-1/4	1 1/4-11 1/2	1 1/4-11 1/2	2.165
5000-20-32	1-1/4	2	1 1/4-11 1/2	2-11 1/2	2.836
5000-24-08	1-1/2	1/2	1 1/2-11 1/2	1/2-14	2.164
5000-24-16	1-1/2	1	1 1/2-11 1/2	1-11 1/2	2.165
5000-24-20	1-1/2	1-1/4	1 1/2-11 1/2	1 1/4-11 1/2	3.132
5000-24-24	1-1/2	1-1/2	1 1/2-11 1/2	1 1/2-11 1/2	2.169
5000-32-20	2	1-1/4	2-11 1/2	1 1/4-11 1/2	3.421
5000-32-24	2	1-1/2	2-11 1/2	1 1/2-11 1/2	1.960
5000-32-32	2	2	2-11 1/2	2-11 1/2	2.517
5000-40-40	2-1/2	2-1/2	2 1/2-8	2 1/2-8	3.260
5000-48-48	3	3	3-8	3-8	4.290

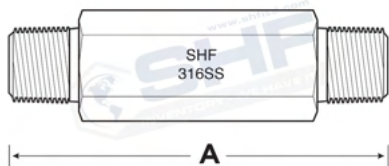
5404 - Male NPT X Male NPT



PART NO	MP-1	MP-2	THREAD-1	THREAD-2	A
5404-02-02	1/8	1/8	1/8-27	1/8-27	1.060
5404-04-02	1/4	1/8	1/4-18	1/8-27	1.260
5404-04-04	1/4	1/4	1/4-18	1/4-18	1.449
5404-06-02	3/8	1/8	3/8-18	1/8-27	1.251
5404-06-04	3/8	1/4	3/8-18	1/4-18	1.447
5404-06-06	3/8	3/8	3/8-18	3/8-18	1.449
5404-08-04	1/2	1/4	1/2-14	1/2-14	1.702
5404-08-06	1/2	3/8	1/2-14	3/8-18	1.641
5404-08-08	1/2	1/2	1/2-14	1/2-14	1.836
5404-12-04	3/4	1/4	3/4-14	1/4-18	1.651
5404-12-06	3/4	3/8	3/4-14	3/8-18	1.734
5404-12-08	3/4	1/2	3/4-14	1/2-14	1.968
5404-12-12	3/4	3/4	3/4-14	3/4-14	2.047
5404-12-16	3/4	1	3/4-14	1-11 1/2	2.149
5404-12-20	3/4	1 1/4	3/4-14	1 1/4-11 1/2	2.250
5404-12-24	3/4	1 1/2	3/4-14	1 1/2-11 1/2	2.330
5404-16-04	1	1/4	1-11 1/2	1/2-14	1.940
5404-16-08	1	1/2	1-11 1/2	1/2-14	2.128
5404-16-16	1	1	1-11 1/2	1-11 1/2	2.291
5404-16-20	1	1-1/4	1-11 1/2	1 1/4-11 1/2	2.447
5404-16-24	1	1-1/2	1-11 1/2	1 1/2-11 1/2	2.510
5404-20-16	1-1/4	1	1 1/4-11 1/2	1-11 1/2	2.498
5404-20-20	1-1/4	1-1/4	1 1/4-11 1/2	1 1/4-11 1/2	3.001
5404-20-24	1-1/4	1-1/2	1 1/4-11 1/2	1 1/2-11 1/2	2.478
5404-24-16	1-1/2	1	1 1/2-11 1/2	1-11 1/2	2.470
5404-24-20	1-1/2	1-1/4	1 1/2-11 1/2	1 1/4-11 1/2	2.667
5404-24-24	1-1/2	1-1/2	1 1/2-11 1/2	1 1/2-11 1/2	2.618
5404-32-16	2	1	2-11 1/2	1-11 1/2	2.716
5404-32-20	2	1-1/4	2-11 1/2	1 1/4-11 1/2	2.632
5404-32-24	2	1-1/2	2-11 1/2	1 1/2-11 1/2	2.790
5404-32-32	2	2	2-11 1/2	2-11 1/2	2.814



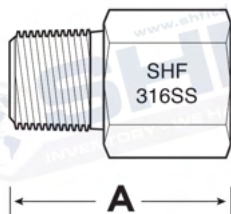
5404 Long Hex - Male NPT X Male NPT Long Hex



PART NO	MP-1	MP-2	THREAD-1	THREAD-2	A
5404-02-02 x 4"	1/8	1/8	1/8-27	1/8-27	4.000
5404-04-04 x 2"	1/4	1/4	1/4-18	1/4-18	2.000
5404-04-04 x 2.5"	1/4	1/4	1/4-18	1/4-18	2.500
5404-04-04 x 3"	1/4	1/4	1/4-18	1/4-18	3.000
5404-04-04 x 3.5"	1/4	1/4	1/4-18	1/4-18	3.500
5404-04-04 x 4"	1/4	1/4	1/4-18	1/4-18	4.000
5404-04-04 x 6"	1/4	1/4	1/4-18	1/4-18	6.000
5404-06-06 x 2"	3/8	3/8	3/8-18	3/8-18	2.000
5404-06-06 x 3"	3/8	3/8	3/8-18	3/8-18	3.000
5404-06-06 x 4"	3/8	3/8	3/8-18	3/8-18	4.000
5404-06-06 x 6"	3/8	3/8	3/8-18	3/8-18	6.000
5404-08-08 x 2"	1/2	1/2	1/2-14	1/2-14	2.000
5404-08-08 x 2.5"	1/2	1/2	1/2-14	1/2-14	2.500
5404-08-08 x 3"	1/2	1/2	1/2-14	1/2-14	3.000
5404-08-08 x 4"	1/2	1/2	1/2-14	1/2-14	4.000
5404-08-08 x 6"	1/2	1/2	1/2-14	1/2-14	6.000
5404-12-12 x 3"	3/4	3/4	3/4-14	3/4-14	3.000
5404-12-12 x 4"	3/4	3/4	3/4-14	3/4-14	4.000
5404-12-12 x 6"	3/4	3/4	3/4-14	3/4-14	6.000
5404-16-16 x 3"	1	1	1-11 1/2	1-11 1/2	3.000
5404-16-16 x 4"	1	1	1-11 1/2	1-11 1/2	4.000
5404-16-16 x 6"	1	1	1-11 1/2	1-11 1/2	6.000
5404-16-16 x 8"	1	1	1-11 1/2	1-11 1/2	8.000
5404-24-24 x 6"	1-1/2	1-1/2	1 1/2-11 1/2	1 1/2-11 1/2	6.000



5405 - Male NPT x Female NPT Expander

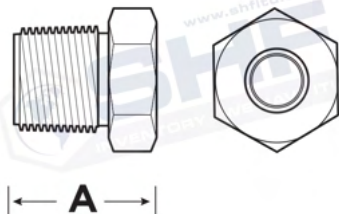


PART NO.	MP-1	FP-2	THREAD-1	THREAD-2	A
5405-02-02	1/8	1/8	1/8-27	1/8-27	1.097
5405-02-04	1/8	1/4	1/8-27	1/4-18	1.180
5405-02-06	1/8	3/8	1/8-27	3/8-18	1.260
5405-02-08	1/8	1/2	1/8-27	1/2-14	1.506
5405-04-04	1/4	1/4	1/4-18	1/4-18	1.304
5405-04-06	1/4	3/8	1/4-18	3/8-18	1.487
5405-04-08	1/4	1/2	1/4-18	1/2-14	1.527
5405-04-12	1/4	3/4	1/4-18	3/4-14	1.569
5405-04-16	1/4	1	1/4-18	1-11 1/2	1.960
5405-06-06	3/8	3/8	3/8-18	3/8-18	1.417
5405-06-08	3/8	1/2	3/8-18	1/2-14	1.679
5405-06-12	3/8	3/4	3/8-18	3/4-14	1.598
5405-08-02	1/2	1/8	1/2-14	1/8-27	1.429
5405-08-04	1/2	1/4	1/2-14	1/4-18	1.870
5405-08-06	1/2	3/8	1/2-14	3/8-18	1.764
5405-08-08	1/2	1/2	1/2-14	1/2-14	1.933
5405-08-12	1/2	3/4	1/2-14	3/4-14	1.937
5405-08-16	1/2	1	1/2-14	1-11 1/2	2.177
5405-12-12	3/4	3/4	3/4-14	3/4-14	1.930
5405-12-16	3/4	1	3/4-14	1-11 1/2	2.203
5405-16-16	1	1	1-11 1/2	1-11 1/2	2.334
5405-16-20	1	1 1/4	1-11 1/2	1 1/4-11 1/2	2.460
5405-20-20	1 1/4	1 1/4	1 1/4-11 1/2	1 1/4-11 1/2	2.265
5405-20-24	1 1/4	1 1/2	1 1/4-11 1/2	1 1/2-11 1/2	2.490
5405-24-24	1 1/2	1 1/2	1 1/2-11 1/2	1 1/2-11 1/2	2.533
5405-24-32	1 1/2	2	1 1/2-11 1/2	2-11 1/2	2.533
5405-32-32	2	2	2-11 1/2	2-11 1/2	2.660



5

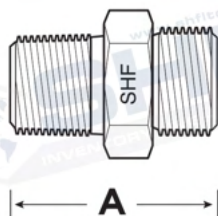
5406 Male NPT x Female NPT Bushing



PART NO	MP-1	FP-2	THREAD-1	THREAD-2	A
5406-04-02	1/4	1/8	1/4-18	1/8-27	0.859
5406-06-02	3/8	1/8	3/8-18	1/8-27	0.853
5406-06-04	3/8	1/4	3/8-18	1/4-18	0.855
5406-08-02	1/2	1/8	1/2-14	1/8-27	0.777
5406-08-04	1/2	1/4	1/2-14	1/4-18	1.111
5406-08-06	1/2	3/8	1/2-14	3/8-18	1.114
5406-12-04	3/4	1/4	3/4-14	1/4-18	1.178
5406-12-06	3/4	3/8	3/4-14	3/8-18	0.934
5406-12-08	3/4	1/2	3/4-14	1/2-14	1.173
5406-16-02	1	1/8	1-11 1/2	1/8-27	-
5406-16-04	1	1/4	1-11 1/2	1/4-18	1.046
5406-16-06	1	3/8	1-11 1/2	3/8-18	1.054
5406-16-08	1	1/2	1-11 1/2	1/2-14	1.363
5406-16-12	1	3/4	1-11 1/2	3/4-14	1.360
5406-20-04	1 1/4	1/4	1 1/4-11 1/2	1/4-18	1.179
5406-20-06	1 1/4	3/8	1 1/4-11 1/2	3/8-18	1.179
5406-20-08	1 1/4	1/2	1 1/4-11 1/2	1/2-14	1.179
5406-20-12	1 1/4	3/4	1 1/4-11 1/2	3/4-14	1.162
5406-20-16	1 1/4	1	1 1/4-11 1/2	1-11 1/2	1.162
5406-24-04	1 1/2	1/4	1 1/2-11 1/2	1/4-18	1.236
5406-24-06	1 1/2	3/8	1 1/2-11 1/2	3/8-18	1.236
5406-24-08	1 1/2	1/2	1 1/2-11 1/2	1/2-14	1.236
5406-24-12	1 1/2	3/4	1 1/2-11 1/2	3/4-14	1.245
5406-24-16	1 1/2	1	1 1/2-11 1/2	1-11 1/2	1.222
5406-24-20	1 1/2	1 1/4	1 1/2-11 1/2	1 1/4-11 1/2	1.520
5406-32-04	2	1/4	2-11 1/2	1/4-18	1.750
5406-32-06	2	3/8	2-11 1/2	3/8-18	1.750
5406-32-08	2	1/2	2-11 1/2	1/2-14	1.386
5406-32-12	2	3/4	2-11 1/2	3/4-14	1.920
5406-32-16	2	1	2-11 1/2	1-11 1/2	1.850
5406-32-20	2	1 1/4	2-11 1/2	1 1/4-11 1/2	1.382
5406-32-24	2	1 1/2	2-11 1/2	1 1/2-11 1/2	1.750
5406-40-24	2 1/2	1 1/2	2 1/2-8	1 1/2-11 1/2	-
5406-40-32	2 1/2	2	2 1/2-8	2-11 1/2	-
5406-48-32	3	2	3-8	2-11 1/2	-

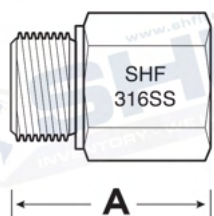


7032 - Male NPT X Male BSPP



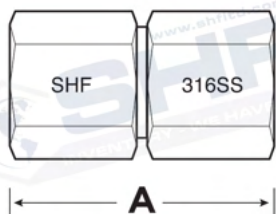
PART NO.	BSP-1	MP-2	THREAD-1	THREAD-2	A
7032-02-02	1/8	1/8	1/8-28	1/8-27	1.092
7032-04-04	1/4	1/4	1/4-19	1/4-18	1.453
7032-06-06	3/8	3/8	3/8-19	3/8-18	1.487
7032-06-08	3/8	1/2	3/8-19	1/2-14	1.571
7032-08-08	1/2	1/2	1/2-14	1/2-14	1.775
7032-12-12	3/4	3/4	3/4-14	3/4-14	1.924
7032-16-16	1	1	1-11	1-11 1/2	2.242
7032-20-20	1 1/4	1 1/4	1 1/4-11	1 1/4-11 1/2	-
7032-24-24	1 1/2	1 1/2	1 1/2-11	1 1/2-11 1/2	-
7032-32-32	2	2	2-11	2-11 1/2	-

7042 - Male BSPP x Female NPT



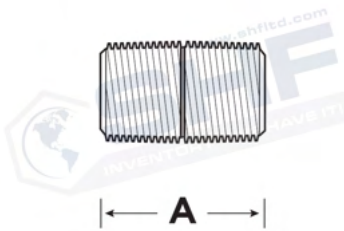
PART NO	BSP-1	FP-2	THREAD-1	THREAD-2	A
7042-02-02	1/8	1/8	1/8-28	1/8-27	0.988
7042-04-04	1/4	1/4	1/4-19	1/4-18	1.311
7042-06-06	3/8	3/8	3/8-19	3/8-18	1.485
7042-08-08	1/2	1/2	1/2-14	1/2-14	1.725
7042-12-12	3/4	3/4	3/4-14	3/4-14	2.001
7042-16-16	1	1	1-11	1-11 1/2	2.091
7042-20-20	1 1/4	1 1/4	1 1/4-11	1 1/4-11 1/2	-
7042-24-08	1 1/2	1/2	1 1/2-11	1/2-14	-
7042-24-24	1 1/2	1 1/2	1 1/2-11	1 1/2-11 1/2	-
7042-32-32	2	2	2-11	2-11 1/2	-

7052 - Female BSPP x Female NPT



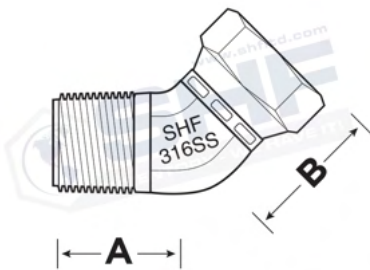
PART NO	FBSP-1	FNPT-2	THREAD-1	THREAD-2	A
7052-04-04	1/4	1/4	1/4-19	1/4-18	1.188
7052-06-06	3/8	3/8	3/8-19	3/8-18	1.310
7052-08-08	1/2	1/2	1/2-14	1/2-14	1.556
7052-12-12	3/4	3/4	3/4-14	3/4-14	1.615
7052-16-16	1	1	1-11	1-11 1/2	2.002
7052-20-20	1 1/4	1 1/4	1 1/4-11	1 1/4-11 1/2	-
7052-24-24	1 3/4	1 3/4	1 1/2-11	1 1/2-11 1/2	-
7052-32-32	2	2	2-11	2 1/2-8	-
7052-40-40	2 1/2	2 1/2	2 1/2-11	2 1/2-8	-
7052-48-48	3	3	3-11	3-8	-

CN - Male NPT x Male NPT Close Nipple



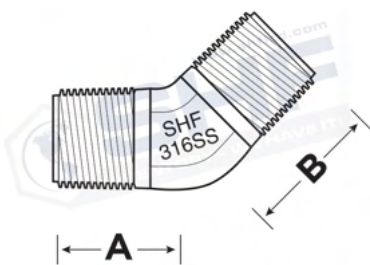
PART NO	MP-1	MP-2	THREAD-1	THREAD-2	A
CN-02	1/8	1/8	1/8-27	1/8-27	-
CN-04	1/4	1/4	1/4-18	1/4-18	1.122
CN-06	3/8	3/8	3/8-18	3/8-18	1.116
CN-08	1/2	1/2	1/2-14	1/2-14	1.507
CN-12	3/4	3/4	3/4-14	3/4-14	1.500
CN-16	1	1	1-11 1/2	1-11 1/2	1.883

1503 - Male NPT x Female NPSM - 45°



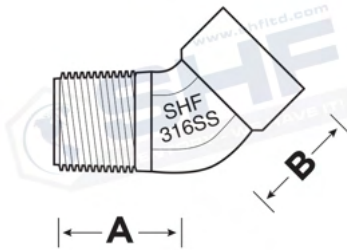
PART NO	MP-1	FP-2	THREAD-1	THREAD-2	A	B
1503-04-04	1/4	1/4	7/16-20	7/16-20	0.926	0.954
1503-06-06	3/8	3/8	9/16-18	9/16-18	1.099	1.118
1503-08-08	1/2	1/2	3/4-16	3/4-16	1.319	1.189
1503-12-12	3/4	3/4	1 1/16-12	1 1/16-12	1.383	1.355
1503-16-16	1	1	1 5/16-12	1 5/16-12	1.702	1.556

5501 - Male NPT x Male NPT - 45°



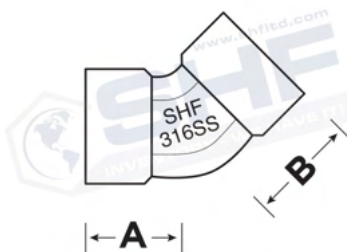
PART NO	MP-1	MP-2	THREAD-1	THREAD-2	A & B
5501-04-04	1/4	1/4	1/4-18	1/4-18	0.860
5501-06-06	3/8	3/8	3/8-18	3/8-18	0.950
5501-08-08	1/2	1/2	1/2-14	1/2-14	1.170
5501-12-12	3/4	3/4	3/4-14	3/4-14	1.200
5501-16-16	1	1	1-11 1/2	1-11 1/2	1.480

5503 - Male NPT x Female NPT - 45°



PART NO	MP-1	FP-2	THREAD-1	THREAD-2	A	B
5503-02-02	1/8	1/8	1/8-27	1/8-27	-	-
5503-04-04	1/4	1/4	1/4-18	1/4-18	1.050	0.620
5503-06-06	3/8	3/8	3/8-18	3/8-18	1.220	0.820
5503-08-08	1/2	1/2	1/2-14	1/2-14	1.460	0.967
5503-12-12	3/4	3/4	3/4-14	3/4-14	1.444	1.049
5503-16-16	1	1	1-11 1/2	1-11 1/2	1.928	1.238
5503-20-20	1 1/4	1 1/4	1 1/4-11 1/2	1 1/4-11 1/2	1.800	1.630
5503-24-24	1 1/2	1 1/2	1 1/2-11 1/2	1 1/2-11 1/2	2.306	2.044
5503-32-32	2	2	2-11 1/2	2-11 1/2	2.906	2.109

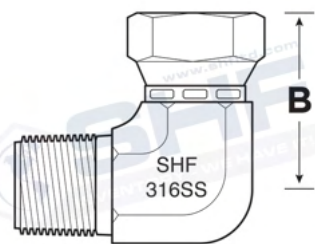
5505 - Female NPT x Female NPT - 45°



PART NO	FP-1	FP-2	THREAD-1	THREAD-2	A	B
5505-04-04	1/4	1/4	1/4-18	1/4-18	0.690	0.690
5505-06-06	3/8	3/8	3/8-18	3/8-18	0.732	0.732
5505-08-08	1/2	1/2	1/2-14	1/2-14	0.933	0.933
5505-12-12	3/4	3/4	3/4-14	3/4-14	0.983	0.983
5505-16-16	1	1	1-11-1/2	1-11-1/2	1.162	1.162
5505-20-20	1-1/4	1-1/4	1 1/4-11 1/2	1 1/4-11 1/2	-	-
5505-24-24	1-1/2	1-1/2	1 1/2-11 1/2	1 1/2-11 1/2	-	-
5505-32-32	2	2	2-11 1/2	2-11 1/2	-	-



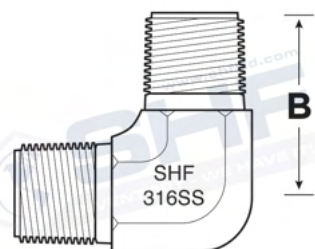
1501 - Male NPT x Female NPSM - 90°



← **A** →

PART NO	MP-1	FP-2	THREAD-1	THREAD-2	A	B
1501-04-04	1/4	1/4	1/4-18	1/4-18	1.049	1.049
1501-06-06	3/8	3/8	3/8-18	3/8-18	1.211	1.211
1501-08-08	1/2	1/2	1/2-14	1/2-14	1.529	1.378
1501-12-12	3/4	3/4	3/4-14	3/4-14	1.635	1.623
1501-16-16	1	1	1-11 1/2	1-11 1/2	1.955	1.874

5500 - Male NPT x Male NPT - 90°

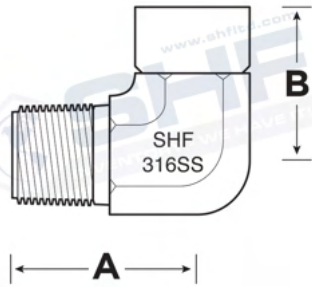


← **A** →

PART NO	MP-1	MP-2	THREAD-1	THREAD-2	A	B
5500-02-02	1/8	1/8	1/8-27	1/8-27	0.712	0.712
5500-04-04	1/4	1/4	1/4-18	1/4-18	0.974	0.974
5500-06-06	3/8	3/8	3/8-18	3/8-18	1.079	1.079
5500-06-08	3/8	1/2	3/8-18	1/2-14	1.308	1.056
5500-08-08	1/2	1/2	1/2-14	1/2-14	1.459	1.459
5500-12-12	3/4	3/4	3/4-14	3/4-14	1.606	1.606
5500-16-16	1	1	1-11 1/2	1-11 1/2	1.954	1.954
5500-20-20	1 1/4	1 1/4	1 1/4-11 1/2	1 1/4-11 1/2	2.151	2.151
5500-24-24	1 1/2	1 1/2	1 1/2-11 1/2	1 1/2-11 1/2	2.400	2.400
5500-32-32	2	2	2-11 1/2	2-11 1/2	3.001	3.001

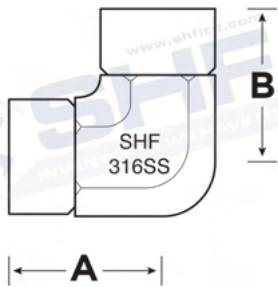


5502 - Male NPT x Female NPT - 90°



PART NO	MP-1	FP-2	THREAD-1	THREAD-2	A	B
5502-02-02	1/8	1/8	1/8-27	1/8-27	0.800	0.660
5502-02-04	1/8	1/4	1/8-27	1/4-18	0.840	1.127
5502-04-02	1/4	1/8	1/4-18	1/8-27	-	-
5502-04-04	1/4	1/4	1/4-18	1/4-18	1.090	0.880
5502-04-06	1/4	3/8	1/4-18	3/8-18	1.106	1.326
5502-04-08	1/4	1/2	1/4-18	1/2-14	1.164	1.392
5502-06-04	3/8	1/4	3/8-18	1/4-18	-	-
5502-06-06	3/8	3/8	3/8-18	3/8-18	1.234	1.053
5502-06-08	3/8	1/2	3/8-18	1/2-14	1.135	1.410
5502-08-06	1/2	3/8	1/2-14	3/8-18	-	-
5502-08-08	1/2	1/2	1/2-14	1/2-14	1.449	1.449
5502-08-12	1/2	3/4	1/2-14	3/4-14	1.598	1.775
5502-08-16	1/2	1	1/2-14	1-11 1/2	1.612	1.829
5502-12-12	3/4	3/4	3/4-14	3/4-14	1.662	1.371
5502-16-16	1	1	1-11 1/2	1-11 1/2	2.008	1.662
5502-20-20	1 1/4	1 1/4	1 1/4-11 1/2	1 1/4-11 1/2	2.373	1.748
5502-24-24	1 1/2	1 1/2	1 1/2-11 1/2	1 1/2-11 1/2	2.640	2.080
5502-32-32	2	2	2-11 1/2	2-11 1/2	3.153	2.384

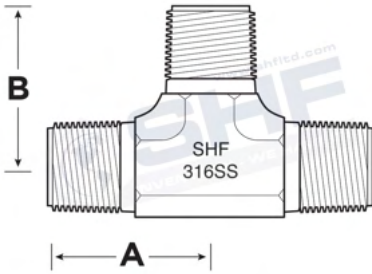
5504 - Female NPT x Female NPT - 90°



PART NO	FP-1	FP-2	THREAD-1	THREAD-2	A	B
5504-02-02	1/8	1/8	1/8-27	1/8-27	0.779	0.779
5504-04-04	1/4	1/4	1/4-18	1/4-18	1.071	1.071
5504-06-06	3/8	3/8	3/8-18	3/8-18	1.027	1.027
5504-08-08	1/2	1/2	1/2-14	1/2-14	1.258	1.258
5504-12-12	3/4	3/4	3/4-14	3/4-14	1.634	1.634
5504-16-16	1	1	1-11-1/2	1-11-1/2	1.656	1.656
5504-20-20	1-1/4	1-1/4	1 1/4-11 1/2	1 1/4-11 1/2	1.709	1.709
5504-24-24	1-1/2	1-1/2	1 1/2-11 1/2	1 1/2-11 1/2	2.148	2.148
5504-32-32	2	2	2-11 1/2	2-11 1/2	2.390	2.390

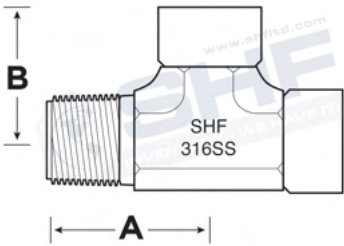


5600 - Male NPT x Male NPT x Male NPT Pipe Tee



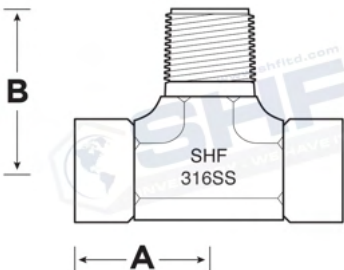
PART NO	MP-1	MP-2	MP-3	THREAD-1	THREAD-2	THREAD-3	A	B
5600-02-02-02	1/8	1/8	1/8	1/8-27	1/8-27	1/8-27	-	-
5600-04-04-04	1/4	1/4	1/4	1/4-18	1/4-18	1/4-18	0.978	0.978
5600-06-06-06	3/8	3/8	3/8	3/8-18	3/8-18	3/8-18	1.003	1.003
5600-08-08-08	1/2	1/2	1/2	1/2-14	1/2-14	1/2-14	1.488	1.488
5600-12-12-12	3/4	3/4	3/4	3/4-14	3/4-14	3/4-14	1.386	1.386
5600-16-16-16	1	1	1	1-11 1/2	1-11 1/2	1-11 1/2	1.970	1.970
5600-20-20-20	1 1/4	1 1/4	1 1/4	1 1/4-11 1/2	1 1/4-11 1/2	1 1/4-11 1/2	-	-
5600-24-24-24	1 1/2	1 1/2	1 1/2	1 1/2-11 1/2	1 1/2-11 1/2	1 1/2-11 1/2	-	-
5600-32-32-32	2	2	2	2-11 1/2	2-11 1/2	2-11 1/2	3.000	3.000

5602 - Male NPT x Female NPT x Female NPT Male Run Tee



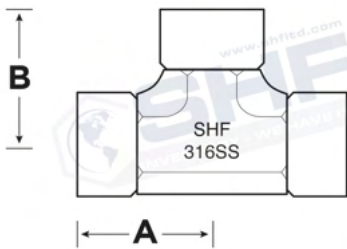
PART NO	MP-1	FP-2	FP-3	THREAD-1	THREAD-2	THREAD-3	A	B
5602-02-02-02	1/8	1/8	1/8	1/8-27	1/8-27	1/8-27	0.82	0.67
5602-04-04-04	1/4	1/4	1/4	1/4-18	1/4-18	1/4-18	1.10	0.90
5602-06-06-06	3/8	3/8	3/8	3/8-18	3/8-18	3/8-18	1.28	1.07
5602-08-08-08	1/2	1/2	1/2	1/2-14	1/2-14	1/2-14	1.60	1.38
5602-12-12-12	3/4	3/4	3/4	3/4-14	3/4-14	3/4-14	1.62	1.36
5602-16-16-16	1	1	1	1-11-1/2	1-11-1/2	1-11-1/2	1.97	1.62
5602-20-20-20	1-1/4	1-1/4	1-1/4	1 1/4-11 1/2	1 1/4-11 1/2	1 1/4-11 1/2	2.38	1.70
5602-24-24-24	1-1/2	1-1/2	1-1/2	1 1/2-11 1/2	1 1/2-11 1/2	1 1/2-11 1/2	2.64	2.08
5602-32-32-32	2	2	2	2-11-1/2	2-11-1/2	2-11-1/2	3.00	2.39

5604 - Female NPT x Female NPT x Male NPT Male Branch Tee



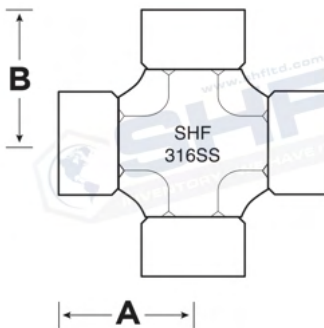
PART NO	FP-1	FP-2	MP-3	THREAD-1	THREAD-2	THREAD-3	A	B
5604-02-02-02	1/8	1/8	1/8	1/8-27	1/8-27	1/8-27	0.922	0.706
5604-04-04-04	1/4	1/4	1/4	1/4-18	1/4-18	1/4-18	0.879	1.100
5604-06-06-06	3/8	3/8	3/8	3/8-18	3/8-18	3/8-18	1.033	1.243
5604-08-08-08	1/2	1/2	1/2	1/2-14	1/2-14	1/2-14	1.226	1.498
5604-12-12-12	3/4	3/4	3/4	3/4-14	3/4-14	3/4-14	1.363	1.610
5604-16-16-16	1	1	1	1-11 1/2	1-11 1/2	1-11 1/2	1.653	2.020
5604-20-20-20	1-1/4	1-1/4	1-1/4	1 1/4-11 1/2	1 1/4-11 1/2	1 1/4-11 1/2	1.700	2.380

5605 - Female NPT x Female NPT x Female NPT Female Pipe Tee



PART NO	FP-1	FP-2	FP-3	THREAD-1	THREAD-2	THREAD-3	A	B
5605-02-02-02	1/8	1/8	1/8	1/8-27	1/8-27	1/8-27	0.330	0.330
5605-04-04-04	1/4	1/4	1/4	1/4-18	1/4-18	1/4-18	0.889	0.889
5605-06-06-06	3/8	3/8	3/8	3/8-18	3/8-18	3/8-18	1.052	1.052
5605-08-08-08	1/2	1/2	1/2	1/2-14	1/2-14	1/2-14	1.257	1.257
5605-12-12-12	3/4	3/4	3/4	3/4-14	3/4-14	3/4-14	1.384	1.384
5605-16-16-16	1	1	1-11 1/2	1-11 1/2	1-11 1/2	1-11 1/2	1.627	-
5605-20-20-20	1 1/4	1 1/4	1 1/4	1 1/4-11 1/2	1 1/4-11 1/2	1 1/4-11 1/2	2.116	2.116
5605-24-24-24	1 1/2	1 1/2	1 1/2	1 1/2-11 1/2	1 1/2-11 1/2	1 1/2-11 1/2	1.720	1.720
5605-32-32-32	2	2	2	2-11 1/2	2-11 1/2	2-11 1/2	2.309	2.309

5652 - Female NPT Cross



PART NO	FP-1&2	FP-3&4	THREAD-1&2	THREAD-3&4	A	B
5652-02-02-02-02	1/8	1/8	1/8-27	1/8-27	0.902	0.902
5652-04-04-04-04	1/4	1/4	1/4-18	1/4-18	1.005	1.005
5652-06-06-06-06	3/8	3/8	3/8-18	3/8-18	1.028	1.028
5652-08-08-08-08	1/2	1/2	1/2-14	1/2-14	1.230	1.230
5652-12-12-12-12	3/4	3/4	3/4-14	3/4-14	1.530	1.530
5652-16-16-16-16	1	1	1-11 1/2	1-11 1/2	1.775	1.775
5652-20-20-20-20	1 1/4	1 1/4	1 1/4-11 1/2	1 1/4-11 1/2	2.063	2.063



5

5406-C - Female NPT Pipe Cap



PART NO	PC-1	THREAD-1	A
5406-C-02	1/8	1/8-27	0.559
5406-C-04	1/4	1/4-18	0.752
5406-C-06	3/8	3/8-18	0.874
5406-C-08	1/2	1/2-14	1.059
5406-C-12	3/4	3/4-14	1.311
5406-C-16	1	1-11-1/2	1.622
5406-C-20	1-1/4	1 1/4-11 1/2	-
5406-C-24	1-1/2	1 1/2-11 1/2	-
5406-C-32	2	2-11 1/2	-

5406-BSPP-HHP - Male BSPP Hollow Hex Plug



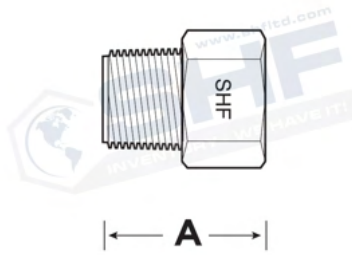
PART NO	SIZE	THREAD	A
5406-BSPP-HHP-04	1/4	1/4-19	0.602
5406-BSPP-HHP-06	3/8	3/8-19	0.604
5406-BSPP-HHP-08	1/2	1/2-14	0.741
5406-BSPP-HHP-12	3/4	3/4-14	0.781
5406-BSPP-HHP-16	1	1-11	0.923
5406-BSPP-HHP-20	1-1/4	1-1/4-11	-
5406-BSPP-HHP-24	1-1/2	1-1/2-11	-
5406-BSPP-HHP-32	2	2-11	-

5406-HHP - Male NPT Hollow Hex Pipe Plug



PART NO	HHP-1	THREAD-1	A
5406-HHP-02	1/8	1/8-27	0.301
5406-HHP-04	1/4	1/4-18	0.474
5406-HHP-06	3/8	3/8-18	0.492
5406-HHP-08	1/2	1/2-14	0.613
5406-HHP-12	3/4	3/4-14	0.646
5406-HHP-16	1	1-11-1/2	0.807
5406-HHP-20	1-1/4	1 1/4-11 1/2	0.810
5406-HHP-24	1-1/2	1 1/2-11 1/2	-
5406-HHP-32	2	2-11 1/2	-

5406-P - Male NPT Hex Pipe Plug



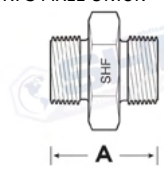
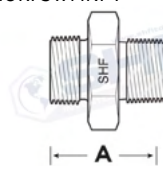
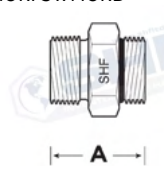
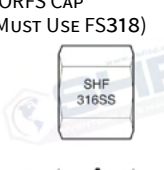
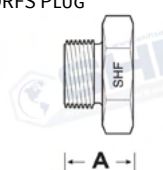


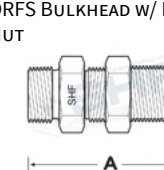
PART NO	PC-1	THREAD-1	A
5406-P-02	1/8	1/8-27	0.565
5406-P-04	1/4	1/4-18	0.822
5406-P-06	3/8	3/8-18	0.870
5406-P-08	1/2	1/2-14	1.049
5406-P-12	3/4	3/4-14	1.080
5406-P-16	1	1-11 1/2	1.322
5406-P-20	1 1/4	1 1/4-11 1/2	1.475
5406-P-24	1 1/2	1 1/2-11 1/2	1.651
5406-P-32	2	2-11 1/2	1.721
5406-P-48	3	3-8	2.052



O-RING FACE SEAL ADAPTERS

SECTION 5 ADAPTERS

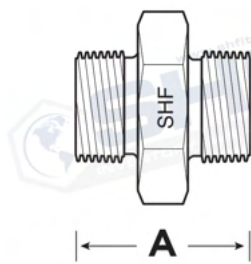
37° FLARE TUBE	p.96-135
INSTRUMENT PIPE	p.136-153
ORFS ADAPTERS	p.154-159
BSP ADAPTERS	p.160-167
CODE 61 & 62	p.168-175

STRAIGHT	FS2403 ORFS MALE UNION  p.156	FS2404 MORFS x MNPT  p.156	FS6400 MORFS x MORB  p.157
	FS304-C FORFS CAP (MUST USE FS318)  p.158	FS2408 ORFS PLUG  p.158	
	FS318 ORFS TUBE NUT  p.158	FS319 ORFS BRAZE SLEEVE FOR TUBING  p.159	FS2700 ORFS BULKHEAD W/ LOCK NUT  p.159

5

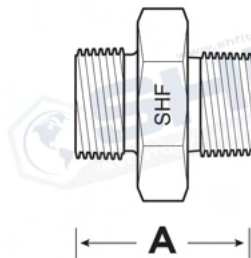


FS2403 - Male O-Ring Face Seal Union - Straight



PART NO	MO-1	MO-2	THREAD-1	THREAD-2	A
FS2403-04-04	1/4	1/4	9/16-18	9/16-18	1.082
FS2403-06-06	3/8	3/8	11/16-16	11/16-16	1.220
FS2403-08-08	1/2	1/2	13/16-16	13/16-16	1.389
FS2403-10-10	5/8	5/8	1-14	1-14	1.681
FS2403-12-12	3/4	3/4	1 13/16-12	1 13/16-12	1.862
FS2403-16-16	1	1	1 7/16-12	1 7/16-12	1.940
FS2403-20-20	1 1/4	1 1/4	1 11/16-12	1 11/16-12	2.019

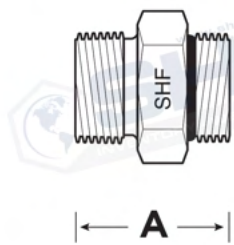
FS2404 - Male O-Ring Face Seal x Male NPT Connector - Straight



PART NO	MO-1	MP-2	THREAD-1	THREAD-2	A
FS2404-04-04	1/4	1/4	9/16-18	1/4-18	1.259
FS2404-04-06	1/4	3/8	9/16-18	3/8-18	1.259
FS2404-06-04	3/8	1/4	11/16-16	1/4-18	1.338
FS2404-06-06	3/8	3/8	11/16-16	3/8-18	1.338
FS2404-06-08	3/8	1/2	11/16-16	1/2-14	1.551
FS2404-08-06	1/2	3/8	13/16-16	3/8-18	1.448
FS2404-08-08	1/2	1/2	13/16-16	1/2-14	1.637
FS2404-08-12	1/2	3/4	13/16-16	3/4-14	1.688
FS2404-10-08	5/8	1/2	1-14	1/2-14	1.818
FS2404-12-08	3/4	1/2	1 13/16-12	1/2-14	1.940
FS2404-12-12	3/4	3/4	1 13/16-12	3/4-14	1.940
FS2404-12-16	3/4	1	1 13/16-12	1 - 11 1/2	2.129
FS2404-16-12	1	3/4	1 7/16-12	3/4-14	2.000
FS2404-16-16	1	1	1 7/16-12	1 - 11 1/2	2.188
FS2404-16-20	1	1 1/4	1 7/16-12	1 1/4 - 11 1/2	2.229
FS2404-20-16	1 1/4	1	1 11/16-12	1 - 11 1/2	2.267
FS2404-20-20	1 1/4	1 1/4	1 11/16-12	1 1/4 - 11 1/2	2.303



FS6400 - Male O-Ring Face Seal x Male ORB Connector - Straight



PART NO	MO-1	MB-2	THREAD-1	THREAD-2	A
FS6400-04-04	1/4	1/4	9/16-18	7/16-20	1.113
FS6400-04-06	1/4	3/8	9/16-18	9/16-18	1.200
FS6400-06-04	3/8	1/4	11/16-16	7/16-20	1.342
FS6400-06-06	3/8	3/8	11/16-16	9/16-18	1.251
FS6400-06-08	3/8	1/2	11/16-16	3/4-16	1.381
FS6400-08-06	1/2	3/8	13/16-16	9/16-18	1.468
FS6400-08-08	1/2	1/2	13/16-16	3/4-16	1.440
FS6400-08-10	1/2	5/8	13/16-16	7/8-14	1.590
FS6400-08-12	1/2	3/4	13/16-16	1 1/16-12	1.748
FS6400-10-08	5/8	1/2	1-14	3/4-16	1.779
FS6400-10-10	5/8	5/8	1-14	7/8-14	1.700
FS6400-12-08	3/4	1/2	1 13/16-12	3/4-16	1.909
FS6400-12-12	3/4	3/4	1 13/16-12	1 1/16-12	1.917
FS6400-12-16	3/4	1	1 13/16-12	1 5/16-12	1.956
FS6400-16-12	1	3/4	1 7/16-12	1 1/16-12	2.137
FS6400-16-16	1	1	1 7/16-12	1 5/16-12	1.980
FS6400-16-20	1	1 1/4	1 7/16-12	1 5/8-12	2.059
FS6400-20-16	1 1/4	1	1 11/16-12	1 5/16-12	2.275
FS6400-20-20	1 1/4	1 1/4	1 11/16-12	1 5/8-12	2.059

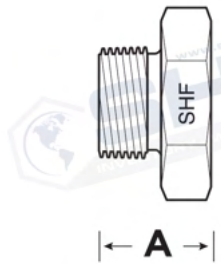


FS304-C - Female O-Ring Face Seal Cap



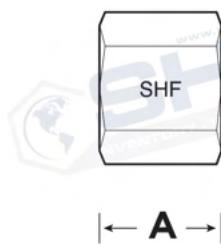
PART NO	C-1	THREAD	A
FS304-C-04	1/4	9/16-18	.350
FS304-C-06	3/8	11/16-16	.409
FS304-C-08	1/2	13/16-16	.470
FS304-C-10	5/8	1-14	.530
FS304-C-12	3/4	1 13/16-12	.590
FS304-C-16	1	1 7/16-12	.629
FS304-C-20	1 1/4	1 11/16-12	.627

FS2408 - O-Ring Face Seal Plug



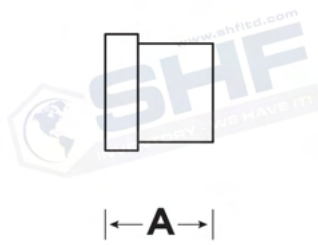
PART NO	MO-1	THREAD-1	A	B CUT-OFF
FS2408-04	1/4	9/16-18	0.661	1.150
FS2408-06	3/8	11/16-16	0.748	-
FS2408-08	1/2	13/16-16	0.846	1.285
FS2408-10	5/8	1-14	1.019	-
FS2408-12	3/4	1 13/16-12	1.082	1.435
FS2408-16	1	1 7/16-12	1.098	-
FS2408-20	1 1/4	1 11/16-12	1.098	1.530

FS318 - O-Ring Face Seal Tube Nut



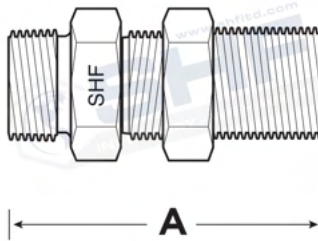
PART NO	TN-1	THREAD-1	A
FS318-04	1/4	9/16-18	.578
FS318-06	3/8	11/16-16	.669
FS318-08	1/2	13/16-16	.826
FS318-10	5/8	1-14	.925
FS318-12	3/4	1 13/16-12	1.023
FS318-16	1	1 7/16-12	1.094
FS318-20	1 1/4	1 11/16-12	1.094

FS319 - O-Ring Face Seal Braze Sleeve for Tubing



PART NO	TS-1	ID	A
FS319-04	1/4	1/4	.300
FS319-06	3/8	3/8	.340
FS319-08	1/2	1/2	.420
FS319-10	5/8	5/8	.413
FS319-12	3/4	3/4	.470
FS319-16	1	1	.530
FS319-20	1 1/4	1 1/4	.510

FS2700 - O-Ring Face Seal Bulkhead with Lock Nut



PART NO	MO-1	MO-2	THREAD-1	THREAD-2	A
FS2700-04-04	1/4	1/4	9/16-18	9/16-18	1.897
FS2700-06-06	3/8	3/8	11/16-16	11/16-16	2.086
FS2700-08-08	1/2	1/2	13/16-16	13/16-16	2.299
FS2700-12-12	3/4	3/4	1 13/16-12	1 13/16-12	2.716
FS2700-16-16	1	1	1 7/16-12	1 7/16-12	2.759
FS2700-20-20	1 1/4	1 1/4	1 11/16-12	1 11/16-12	2.759



5

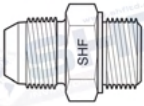



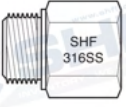

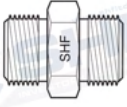
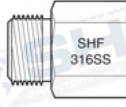
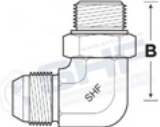




BRITISH STANDARD PIPE (BSP) ADAPTERS

316 SS

SECTION 5 ADAPTERS

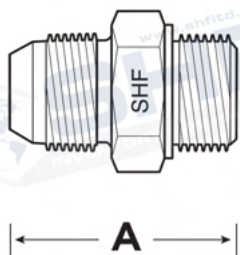
37° FLARE TUBE	p.96-135
INSTRUMENT PIPE	p.136-153
ORFS ADAPTERS	p.154-159
BSP ADAPTERS	p.160-167
CODE 61 & 62	p.168-175

STRAIGHT	2404-BSP MJIC x MBSPP  A p.162	2404-BSPT MJIC x MBSPT  A p.162	7022 MBSPP x FJIC  A p.163	7032 MNPT x MBSPP  A p.163
	7042 MBSPP x FNPT  A p.163	7052 FBSPP x FNPT  A p.164	9022 MBSPP x MBSPP  A p.164	9023 MBSPP x FBSPP  A p.165
90°	6801-BSP MJIC x MBSPP 90°  A B p.166	CAPS & PLUGS	5406-BSP-HHP MBSPP HOLLOW HEX PLUG  A p.167	
	BBS STAINLESS BRITISH BONDED  A p.167			
ACCESSORY				

5

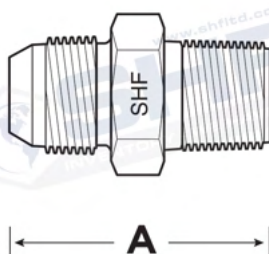


2404-BSP - MJIC x Male BSPP - Straight



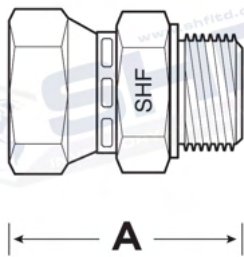
PART NO	MJ-1	BSPP-2	THREAD-1	THREAD-2	A
2404-04-02BSPP	1/4	1/8	7/16-20	1/8-28	1.388
2404-04-04BSPP	1/4	1/4	7/16-20	1/4-19	1.285
2404-04-06BSPP	1/4	3/8	7/16-20	3/8-19	1.418
2404-04-08BSPP	1/4	1/2	7/16-20	1/2-14	1.638
2404-06-04BSPP	3/8	1/4	9/16-18	1/4-19	1.387
2404-06-06BSPP	3/8	3/8	9/16-18	3/8-19	1.469
2404-06-08BSPP	3/8	1/2	9/16-18	1/2-14	1.430
2404-08-04BSPP	1/2	1/4	3/4-16	1/4-19	1.458
2404-08-06BSPP	1/2	3/8	3/4-16	3/8-19	1.567
2404-08-08BSPP	1/2	1/2	3/4-16	1/2-14	1.631
2404-08-10BSPP	1/2	5/8	3/4-16	5/8-14	1.818
2404-08-12BSPP	1/2	3/4	3/4-16	3/4-14	1.861
2404-10-08BSPP	5/8	1/2	7/8-14	1/2-14	1.736
2404-10-10BSPP	5/8	5/8	7/8-14	5/8-14	1.761
2404-10-12BSPP	5/8	3/4	7/8-14	3/4-14	1.787
2404-12-08BSPP	3/4	1/2	1 1/16-12	1/2-14	1.990
2404-12-10BSPP	3/4	5/8	1 1/16-12	5/8-14	1.833
2404-12-12BSPP	3/4	3/4	1 1/16-12	3/4-14	1.989
2404-12-16BSPP	3/4	1	1 1/16-12	1-11	2.252
2404-16-12BSPP	1	3/4	1 5/16-12	3/4-14	2.012
2404-16-16BSPP	1	1	1 5/16-12	1-11	2.110
2404-16-20BSPP	1	1 1/4	1 5/16-12	1 1/4-11	2.213
2404-20-20BSPP	1 1/4	1 1/4	1 5/8-12	1 1/4-11	2.248
2404-24-24BSPP	1 1/2	1 1/2	1 7/8-12	1 1/2-11	2.389
2404-32-32BSPP	2	2	2 1/2-12	2-11	-
2404-40-40BSPP	2 1/2	2 1/2	3-12	2 1/2-11	-
2404-48-48BSPP	3	3	3 1/2-12	3-11	-

2404-BSPT - MJIC x Male BSPT - Straight



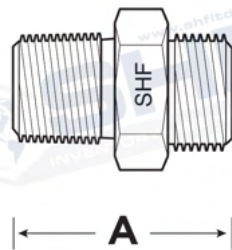
PART NO	MJ-1	BSPT-2	THREAD-1	THREAD-2	A
2404-04-02BSPT	1/4	1/8	7/16-20	1/8-28	1.395
2404-04-04BSPT	1/4	1/4	7/16-20	1/4-19	1.316
2404-06-04BSPT	3/8	1/4	9/16-18	1/4-19	-
2404-06-06BSPT	3/8	3/8	9/16-18	3/8-19	1.447
2404-08-06BSPT	1/2	3/8	3/4-16	3/8-19	1.457
2404-08-08BSPT	1/2	1/2	3/4-16	1/2-14	1.598
2404-12-12BSPT	3/4	3/4	1 1/16-12	3/4-14	1.963
2404-16-16BSPT	1	1	1 5/16-12	1-11	2.049
2404-20-20BSPT	1 1/4	1 1/4	1 5/8-12	1 1/4-11	2.450
2404-24-24BSPT	1 1/2	1 1/2	1 7/8-12	1 1/2-11	2.612
2404-32-32BSPT	2	2	2 1/2-12	2-11	-

7022 - Female JIC x Male BSPP Swivel - Straight



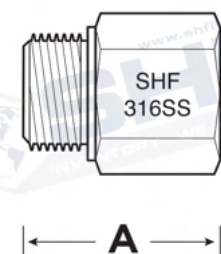
PART NO	FJ-1	BSP-2	THREAD-1	THREAD-2	A
7022-04-04	1/4	1/4	7/16-20	1/4-19	-
7022-06-06	3/8	3/8	9/16-18	3/8-19	-
7022-08-08	1/2	1/2	3/4-16	1/2-14	-
7022-12-12	3/4	3/4	1 1/16-12	3/4-14	-
7022-16-16	1	1	1 5/16-12	1-11	-
7022-20-20	1 1/4	1 1/4	1 5/8-12	1 1/4-11	-
7022-24-24	1 1/2	1 1/2	1 7/8-12	1 1/2-11	-
7022-32-32	2	2	2 1/2-12	2-11	-

7032 - Male NPT x Male BSPP - Straight



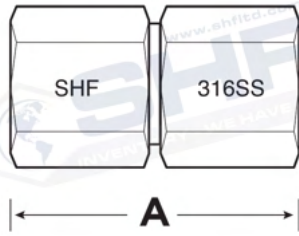
PART NO	BSP-1	MP-2	THREAD-1	THREAD-2	A
7032-02-02	1/8	1/8	1/8-28	1/8-27	1.091
7032-04-04	1/4	1/4	1/4-19	1/4-18	1.453
7032-06-06	3/8	3/8	3/8-19	3/8-18	1.487
7032-06-08	3/8	1/2	3/8-19	1/2-14	1.571
7032-08-08	1/2	1/2	1/2-14	1/2-14	1.775
7032-12-12	3/4	3/4	3/4-14	3/4-14	1.924
7032-16-16	1	1	1-11	1-11 1/2	2.242
7032-20-20	1 1/4	1 1/4	1 1/4-11	1 1/4-11 1/2	-
7032-24-24	1 1/2	1 1/2	1 1/2-11	1 1/2-11 1/2	-
7032-32-32	2	2	2-11	2-11 1/2	-

7042 - Male BSPP x Female NPT - Straight



PART NO	BSP-1	FP-2	THREAD-1	THREAD-2	A
7042-02-02	1/8	1/8	1/8-28	1/8-27	0.988
7042-04-04	1/4	1/4	1/4-19	1/4-18	1.311
7042-06-06	3/8	3/8	3/8-19	3/8-18	1.485
7042-08-08	1/2	1/2	1/2-14	1/2-14	1.725
7042-12-12	3/4	3/4	3/4-14	3/4-14	2.001
7042-16-16	1	1	1-11	1-11 1/2	2.091
7042-20-20	1 1/4	1 1/4	1 1/4-11	1 1/4-11 1/2	-
7042-24-08	1 1/2	1/2	1 1/2-11	1/2-14	-
7042-24-24	1 1/2	1 1/2	1 1/2-11	1 1/2-11 1/2	-
7042-32-32	2	2	2-11	2-11 1/2	-

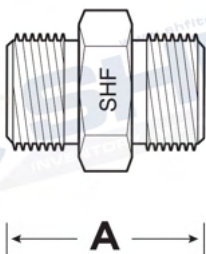
7052 - Female BSPP x Female NPT - Straight



PART NO	FBSP-1	FNPT-2	THREAD-1	THREAD-2	A
7052-04-04	1/4	1/4	1/4-19	1/4-18	1.188
7052-06-06	3/8	3/8	3/8-19	3/8-18	1.310
7052-08-08	1/2	1/2	1/2-14	1/2-14	1.556
7052-12-12	3/4	3/4	3/4-14	3/4-14	1.615
7052-16-16	1	1	1-11	1-11 1/2	2.002
7052-20-20	1 1/4	1 1/4	1 1/4-11	1 1/4-11 1/2	-
7052-24-24	1 3/4	1 3/4	1 1/2-11	1 1/2-11 1/2	-
7052-32-32	2	2	2-11	2 1/2-8	-
7052-40-40	2 1/2	2 1/2	2 1/2-11	2 1/2-8	-
7052-48-48	3	3	3-11	3-8	-

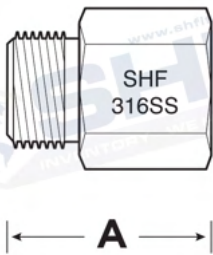
5

9022 - Male BSPP x Male BSPP - Straight



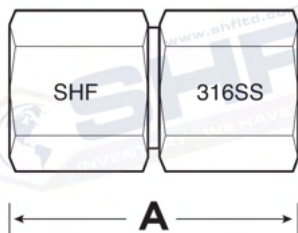
PART NO	BSP-1	BSP-2	THREAD-1	THREAD-2	A
9022-04-04	1/4	1/4	1/4-19	1/4-19	-
9022-06-04	3/8	1/4	3/8-19	1/4-19	-
9022-06-06	3/8	3/8	3/8-19	3/8-19	-
9022-08-04	1/2	1/4	1/2-14	1/4-19	1.44
9022-08-06	1/2	3/8	1/2-14	3/8-19	1.50
9022-08-08	1/2	1/2	1/2-14	1/2-14	1.56
9022-12-08	3/4	3/8	3/4-14	1/2-14	1.70
9022-12-12	3/4	3/4	3/4-14	3/4-14	1.78
9022-16-12	1	3/4	1-11	3/4-14	1.92
9022-16-16	1	1	1-11	1-11	2.04
9022-20-20	1 1/4	1 1/4	1 1/4-11	1 1/4-11	2.41
9022-24-24	1 1/2	1 1/2	1 1/2-11	1 1/2-11	2.65
9022-32-32	2	2	2-11	2-11	3.01

9023 - Male BSPP x Female BSPP - Straight



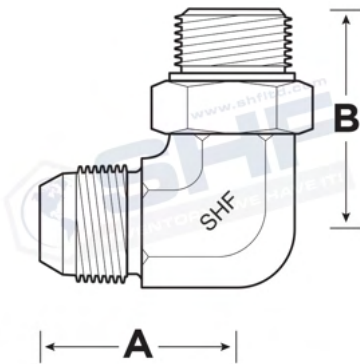
PART NO	BSP-1	FBSP-2	THREAD-1	THREAD-2	A
9023-04-02	1/4	1/8	1/4-19	1/8-28	-
9023-06-04	3/8	1/4	3/8-19	1/4-19	-
9023-08-04	1/2	1/4	1/2-14	1/4-19	-
9023-08-06	1/2	3/8	1/2-14	3/8-19	-
9023-12-08	3/4	1/2	3/4-14	1/2-14	-
9023-16-12	1	3/4	1-11	3/4-14	-
9023-16-08	1	1/2	1-11	1/2-14	-
9023-20-16	1 1/4	1	1 1/4-11	1-11	-
9023-20-08	1 1/4	1/2	1 1/4-11	1/2-14	-
9023-24-04	1 1/2	1/4	1 1/2-11	1/4-19	-
9023-24-20	1 1/2	1 1/4	1 1/2-11	1 1/4-11	-
9023-24-16	1 1/2	1	1 1/2-11	1-11	-
9023-32-04	2	1/4	2-11	1/4-19	-
9023-32-24	2	1 1/2	2-11	1 1/2-11	-
9023-40-32	2 1/2	2	2 1/2-11	2-11	-
9023-48-40	3	2 1/2	3-11	2 1/2-11	-

9033 - Female BSPP x Female BSPP - Straight



PART NO	BSP-1	BSP-2	THREAD-1	THREAD-2	A
9033-04-04	1/4	1/4	1/4-19	1/4-19	-
9033-06-06	3/8	3/8	3/8-19	3/8-19	-
9033-08-08	1/2	1/2	1/2-14	1/2-14	1.56
9033-12-12	3/4	3/4	3/4-14	3/4-14	1.78
9033-16-16	1	1	1-11	1-11	2.04
9033-20-20	1 1/4	1 1/4	1 1/4-11	1 1/4-11	2.41
9033-24-24	1 1/2	1 1/2	1 1/2-11	1 1/2-11	2.65
9033-32-32	2	2	2-11	2-11	3.01

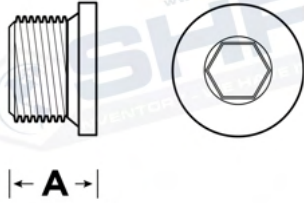
6801-BSP - Male JIC x Male BSPP - 90° Adjustable



PART NO	MJ-1	BSPP-2	THREAD-1	THREAD-2	A	B
6801-04-04 BSPP	1/4	1/4	7/16-20	1/4-19	1.093	1.259
6801-06-06 BSPP	3/8	3/8	9/16-18	3/8-19	1.184	1.462
6801-08-08 BSPP	1/2	1/2	3/4-16	1/2-14	1.424	1.744
6801-12-12 BSPP	3/4	3/4	1 1/16-12	3/4-14	1.701	1.966
6801-16-16 BSPP	1	1	1 5/16-12	1-11	-	-
6801-20-20 BSPP	1 1/4	1 1/4	1 5/8-12	1 1/4-11	-	-
6801-24-24 BSPP	1 1/2	1 1/2	1 7/8-12	1 1/2-11	-	-
6801-32-32 BSPP	2	2	2-1/2-12	2-11	-	-



5406-BSPP-HHP - MBSPP Hollow Hex Plug




PART NO	SIZE	THREAD	A
5406-BSPP-HHP-04	1/4	1/4-19	0.602
5406-BSPP-HHP-06	3/8	3/8-19	0.604
5406-BSPP-HHP-08	1/2	1/2-14	0.741
5406-BSPP-HHP-12	3/4	3/4-14	0.781
5406-BSPP-HHP-16	1	1-11	0.923
5406-BSPP-HHP-20	1-1/4	1-1/4-11	-
5406-BSPP-HHP-24	1-1/2	1-1/2-11	-
5406-BSPP-HHP-32	2	2-11	-

BBS - Stainless British Bonded Seal



PART NO	SIZE	DIA-A	DIA-B
BBS-02	1/8	.408	.625
BBS-04	1/4	.540	.809
BBS-06	3/8	.682	.937
BBS-08	1/2	.850	1.125
BBS-10	5/8	.925	1.250
BBS-12	3/4	1.062	1.375
BBS-16	1	1.338	1.687
BBS-20	1 1/4	1.669	2.063
BBS-24	1 1/2	1.910	2.310
BBS-32	2	2.389	2.875

Note: Additional sizes available upon request.



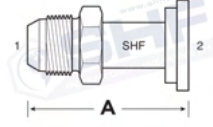
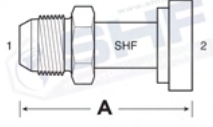
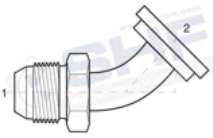
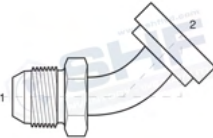
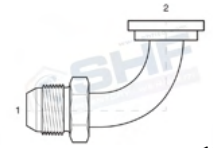
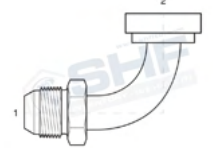








CODE 61 & 62 FLANGE ADAPTERS

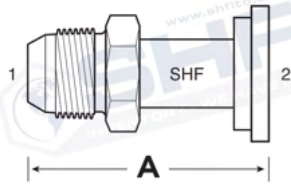
316 SS

SECTION 5 ADAPTERS

37° FLARE TUBE	p.96-135
INSTRUMENT PIPE	p.136-153
ORFS ADAPTERS	p.154-159
BSP ADAPTERS	p.160-167
CODE 61 & 62	p.168-175

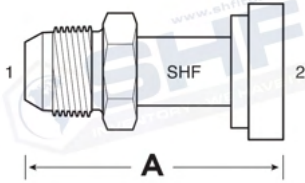
STRAIGHT	1700 MJIC x CODE 61 FLANGE  p.170	1800 MJIC x CODE 62 FLANGE  p.170
	1703 MJIC x CODE 61 FLANGE 45°  p.171	1803 MJIC x CODE 62 FLANGE 45°  p.171
90°	1704 MJIC x CODE 61 FLANGE 90°  p.172	1804 MJIC x CODE 62 FLANGE 90°  p.172
	SPLIT FLANGE KITS LSF CODE 61 SPLIT FLANGE KIT  p.173	HSF CODE 62 SPLIT FLANGE KIT  p.173
CAPTIVE FLANGE KITS	LSFC CODE 61 CAPTIVE FLANGE KIT  p.174	HSFC CODE 62 CAPTIVE FLANGE KIT  p.174
	ACCESSORIES SAS STAINLESS ANTI-SEIZE NICKEL PLATE COMPOUND  p.175	TT50 260 SS POLY-TEMP NICKEL ANTI-SEIZE TAPE  p.175

1700 - Male JIC x Code 61 Flange - Straight



PART NO	MJ-1	FL-2	THREAD-1	OD-2	OAL
1700-08-08	1/2	1/2	3/4-16	1.19	2.13
1700-12-12	3/4	3/4	1 1/16-12	1.50	2.48
1700-16-16	1	1	1 5/16-12	1.75	2.80
1700-20-20	1-1/4	1-1/4	1 5/8-12	2.00	2.91
1700-24-24	1-1/2	1-1/2	1 7/8-12	2.38	3.31
1700-32-32	2	2	2 1/2-12	2.81	3.96

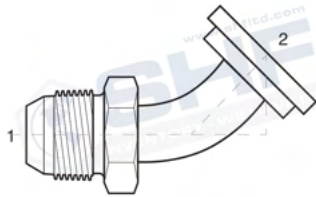
1800 - Male JIC x Code 62 Flange - Straight



PART NO	MJ-1	FL-2	THREAD-1	OD-2	OAL
1800-08-08	1/2	1/2	3/4-16	1.25	2.17
1800-12-12	3/4	3/4	1 1/16-12	1.63	2.63
1800-16-16	1	1	1 5/16-12	1.88	3.07
1800-20-20	1-1/4	1-1/4	1 5/8-12	2.13	3.34
1800-24-24	1-1/2	1-1/2	1 7/8-12	2.50	3.86
1800-32-32	2	2	2 1/2-12	3.13	-

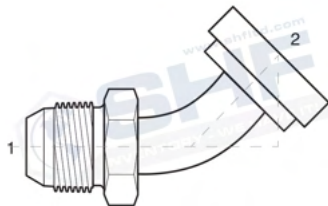


1703 - Male JIC x Code 61 Flange - 45°



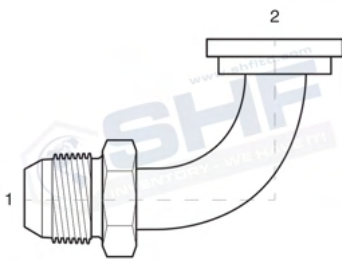
PART NO	MJ-1	FL-2	THREAD-1	FLANGE O.D.	A	B
1703-08-08	1/2	1/2	3/4-16	1.19	2.73	0.95
1703-08-12	3/4	3/4	1 1/16-12	1.50	2.76	0.97
1703-12-12	3/4	3/4	1 1/16-12	1.50	3.14	1.00
1703-12-16	3/4	1	1 5/16-12	1.75	3.17	1.02
1703-12-20	3/4	1-1/4	1 5/8-12	2.00	3.16	1.03
1703-16-12	1	3/4	1 1/16-12	1.50	3.61	1.14
1703-16-16	1	1	1 5/16-12	1.75	3.66	1.14
1703-16-20	1	1-1/4	1 5/8-12	2.00	3.66	1.10
1703-16-24	1	1-1/2	1 7/8-12	2.38	3.77	1.27
1703-20-12	1-1/4	3/4	1 1/16-12	1.50	3.72	1.13
1703-20-16	1-1/4	1	1 5/16-12	1.75	3.84	1.22
1703-20-20	1-1/4	1-1/4	1 5/8-12	2.00	4.19	1.36
1703-20-24	1-1/4	1-1/2	1 7/8-12	2.38	4.31	1.45
1703-24-20	1-1/2	1-1/4	1 5/8-12	2.00	4.88	1.43
1703-24-24	1-1/2	1-1/2	1 7/8-12	2.38	5.09	1.63
1703-24-32	1-1/2	2	2 1/2-12	2.81	5.39	1.81
1703-32-32	2	2	2 1/2-12	2.81	6.29	2.14

1803 - Male JIC x Code 62 Flange - 45°



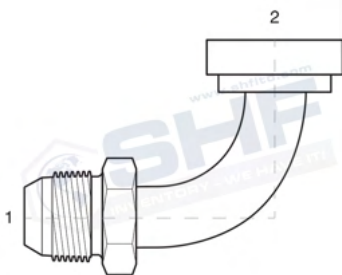
PART NO	MJ-1	FL-2	THREAD-1	FLANGE O.D.	A	B
1803-08-08	1/2	1/2	3/4-16	1.25	2.77	0.99
1803-12-12	3/4	3/4	1 1/16-12	1.62	3.28	1.10
1803-12-16	3/4	1	1 1/16-12	1.87	3.34	1.14
1803-16-12	1	3/4	1 5/16-12	1.62	3.39	1.15
1803-16-16	1	1	1 5/16-12	1.87	3.87	1.35
1803-16-20	1	1 1/4	1 5/16-12	2.12	3.99	1.48
1803-16-24	1	1 1/2	1 5/16-12	2.50	4.16	1.62
1803-20-16	1 1/4	1	1 5/8-12	1.87	4.14	1.39
1803-20-20	1 1/4	1 1/4	1 5/8-12	2.12	4.62	1.64
1803-20-24	1 1/4	1 1/2	1 5/8-12	2.50	4.80	1.81
1803-24-24	1 1/2	1 1/2	1 7/8-12	2.50	5.31	1.90
1803-32-32	2	2	2 1/2-12	3.12	6.65	2.42

1704 - Male JIC x Code 61 Flange - 90°



PART NO	MJ-1	FL-2	THREAD-1	FLANGE O.D.	A	B
1704-08-08	1/2	1/2	3/4-16	1.18	2.29	1.77
1704-08-12	1/2	3/4	3/4-16	1.49	2.27	1.82
1704-12-12	3/4	3/4	1 1/16-12	1.49	2.83	2.08
1704-12-16	3/4	1	1 1/16-12	1.74	2.77	2.11
1704-12-20	3/4	1 1/4	1 1/16-12	2.00	2.81	2.13
1704-16-12	1	3/4	1 5/16-12	1.50	2.94	2.09
1704-16-16	1	1	1 5/16-12	1.75	3.36	2.59
1704-16-20	1	1 1/4	1 5/16-12	2.00	3.34	2.59
1704-16-24	1	1 1/2	1 5/16-12	2.37	3.38	2.66
1704-20-16	1 1/4	1	1 5/8-12	1.74	3.51	2.57
1704-20-20	1 1/4	1 1/4	1 5/8-12	2.00	4.03	3.03
1704-20-24	1 1/4	1 1/2	1 5/8-12	2.37	4.02	3.09
1704-24-20	1 1/2	1 1/4	1 7/8-12	2.00	4.40	3.14
1704-24-24	1 1/2	1 1/2	1 7/8-12	2.37	4.60	3.67
1704-24-32	1 1/2	2	1 7/8-12	2.81	4.57	3.82
1704-32-24	2	1 1/2	2 1/2-12	2.37	4.93	3.61
1704-32-32	2	2	2 1/2-12	2.81	5.83	4.83
1704-32-40	2	2 1/2	2 1/2-12	3.31	5.97	4.93

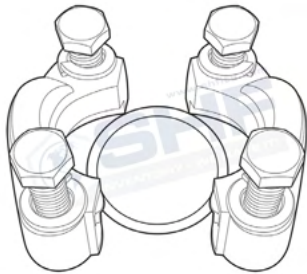
1804 - Male JIC x Code 62 Flange - 90°



PART NO	MJ-1	FL-2	THREAD-1	FLANGE OD	A	B
1804-08-08	1/2	1/2	3/4-16	1.25	2.33	1.82
1804-12-12	3/4	3/4	1 1/16-12	1.62	2.78	2.23
1804-12-16	3/4	1	1 1/16-12	1.62	2.75	2.39
1804-12-20	3/4	1 1/4	1 1/16-12	2.12	2.83	2.77
1804-16-12	1	3/4	1 5/16-12	1.62	2.92	2.27
1804-16-16	1	1	1 5/16-12	1.87	3.35	2.85
1804-16-20	1	1 1/4	1 5/16-12	2.12	3.36	3.00
1804-16-24	1	1 1/2	1 5/16-12	2.50	3.30	3.16
1804-20-16	1 1/4	1	1 5/8-12	1.87	3.50	2.87
1804-20-20	1 1/4	1 1/4	1 5/8-12	2.12	3.92	3.44
1804-20-24	1 1/4	1 1/2	1 5/8-12	2.50	3.94	3.59
1804-24-16	1 1/2	1	1 7/8-12	1.87	3.89	2.82
1804-24-20	1 1/2	1 1/4	1 7/8-12	2.12	4.50	3.48
1804-24-24	1 1/2	1 1/2	1 7/8-12	2.49	4.67	4.01
1804-32-32	2	2	2 1/2-12	3.12	6.02	5.40

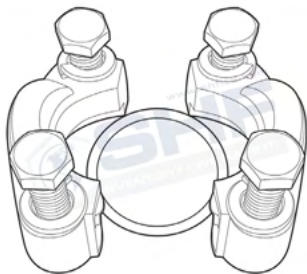


LSF - Stainless Steel Code 61 Split Flange Kit - Light



PART NO	SIZE	BOLT SIZE
LSF-08	1/2	5/16-18 x 1 1/4
LSF-12	3/4	3/8-16 x 1 1/4
LSF-16	1	3/8-16 x 1 1/4
LSF-20	1 1/4	7/16-14 x 1 1/2
LSF-24	1 1/2	1/2-13 x 1 1/2
LSF-32	2	1/2-13 x 1 3/4
LSF-40	2 1/2	1/2-13 x 1 3/4
LSF-48	3	5/8-11 X 1 3/4

HSF - Stainless Steel Code 62 Split Flange Kit - Heavy

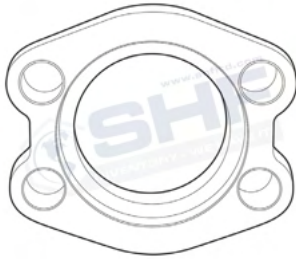


PART NO	SIZE	BOLT SIZE
HSF-08	1/2	5/16-18 x 1 1/4
HSF-12	3/4	3/8-16 x 1 1/2
HSF-16	1	7/16-14 x 1 3/4
HSF-20	1 1/4	1/2-13 x 1 3/4
HSF-24	1 1/2	5/8-11 x 2 1/4
HSF-32	2	3/4-10 x 2 3/4



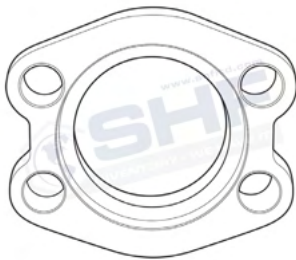
5

LSFC - Stainless Steel Code 61 Captive Flange LS



PART NO	SIZE	THREAD
LSFC-08	1/2	5/16-18 x 1 1/4
LSFC-12	3/4	3/8-16 x 1 1/4
LSFC-16	1	3/8-16 x 1 1/4
LSFC-20	1 1/4	7/16-14 x 1 1/2
LSFC-24	1 1/2	1/2-13 x 1 1/2
LSFC-32	2	1/2-13 x 1 3/4
LSFC-40	2 1/2	1/2-13 x 1 3/4

HSFC - Stainless Steel Code 62 Captive Flange HS



PART NO	SIZE	BOLT SIZE
HSFC-08	1/2	5/16-18 x 1 1/4
HSFC-12	3/4	3/8-16 x 1 1/2
HSFC-16	1	7/16-14 x 1 3/4
HSFC-20	1 1/4	1/2-13 x 1 3/4
HSFC-24	1 1/2	5/8-11 x 2 1/4
HSFC-32	2	3/4-10 x 2 3/4



SAS - Stainless Anti-Seize Nickel Plate Compound



High Temp AntiSeize Compound

Nickel Plate TM is a premium anti-seize lubricant for maximum resistance to the most corrosive and extreme temperature environments. It has a non-melting synthetic carrier that dissipates without leaving a carbon residue. It deposits a dry film of nickel and graphite to plate and protect surfaces to temperatures of 2600°F (1426°C).

Features and Benefits:

- Withstands extreme weather conditions
- Does not form carbon residue at high temps
- Highly water resistant
- Resists seizing and galling
- Protects against rust and corrosion
- Resists galvanic pitting on all kinds of machinery and metal fittings
- Excellent for use on dissimilar metals such as steel to aluminum, steel to magnesium, stainless steel to brass, etc.

Part Number - SAS-5BT - 5oz brush top

Part Number - SAS-2C - 2lb can

TT50 260 SS - Poly-Temp Nickel Antiseize Tape



Features and Benefits:

- | | |
|--|----------------------------------|
| -Thread sealant for all services | -Meets USDA and FDA requirements |
| -Lubricates threads for easy assembly | -Meets MIL-T-27730A |
| -Chemically inert, non-toxic | -Easy to apply and handle |
| -Not flimsy like economy tapes | -Pressures up to 10000 psi |
| -More durable and more PTFE for positive sealing | |
| -Temperatures from -400° to 550°F (-240° to 287°C) | |

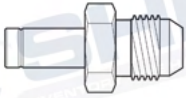


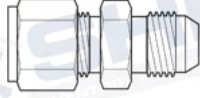
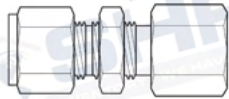
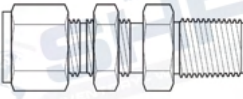

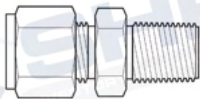
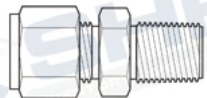


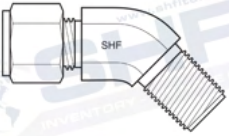
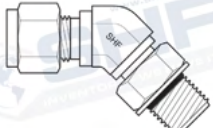
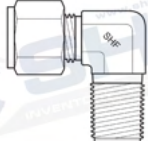
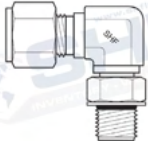
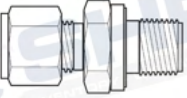

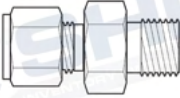


Part Number - TT50 260 SS

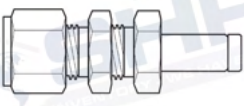
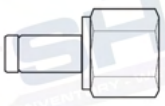

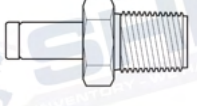
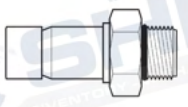

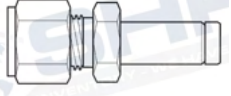
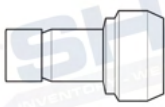
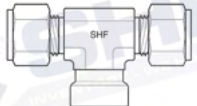
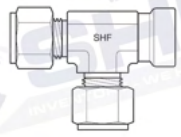
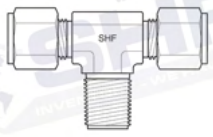
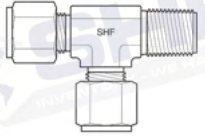
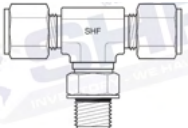
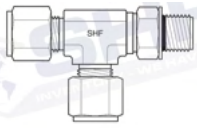
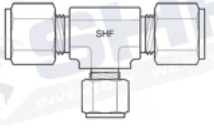
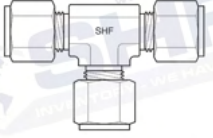
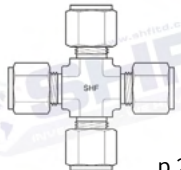
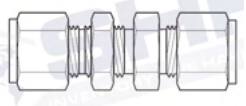



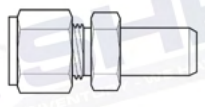
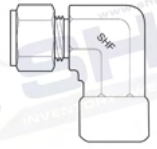
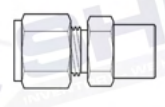
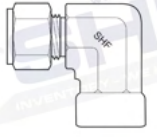







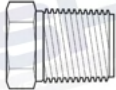
SECTION 6 INSTRUMENTATION

316 SS



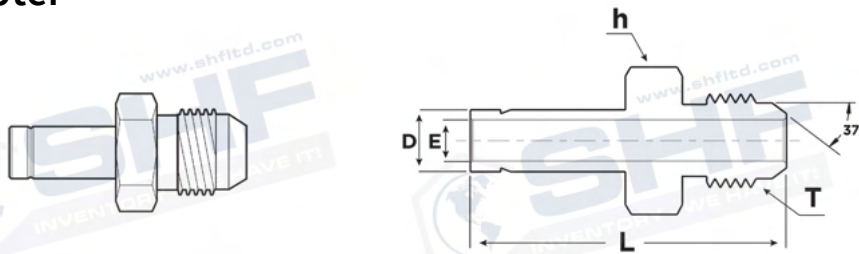
AN TUBE	SAA AN ADAPTER  p.180	SABU AN BULKHEAD UNION  p.180	SAF AN FLARE  p.181	SAU AN UNION  p.181	
	CONNECTOR	SBFC BULKHEAD FEMALE CONNECTOR  p.182	SBMC BULKHEAD MALE CONNECTOR  p.182	SFC FEMALE CONNECTOR  p.183	SMC MALE CONNECTOR  p.184-187
		SGMC MALE CONNECTOR FOR BONDED WASHER SEAL  p.188	SOMC MALE CONNECTOR FOR METAL GASKET SEAL  p.189	SGC GAUGE CONNECTOR  p.190	ELBOW
	SHME 45° MALE ELBOW  p.192	SPHME 45° POSITIONABLE MALE ELBOW  p.192	SME MALE ELBOW  p.193	SPME 90° POSITIONABLE MALE ELBOW  p.194	
O-RING SEAL	SOPC O-SEAL PIPE THREAD CONNECTOR  p.196	SOSC O-SEAL STRAIGHT THREAD CONNECTOR  p.196	SSMC SAE / MS MALE CONNECTOR  p.197		
	CAPS & PLUGS	SC CAP  p.198	SP PLUG  p.198		

TUBE STUB CONNECTOR	SBR BULKHEAD REDUCER  p.199	SFA FEMALE ADAPTER  p.199	SFTC FLANGED LAPPED TUBES  p.200	SMA MALE ADAPTER  p.200		
	SSMA NON-POSITIONABLE SAE MALE CONNECTOR  p.201	SPC PORT CONNECTOR  p.201	SR REDUCER  p.202	SRPC REDUCING PORT CONNECTOR  p.203		
	TEES	SFBT FEMALE BRANCH TEE  p.204	SFRT FEMALE RUN TEE  p.204	SMBT MALE BRANCH TEE  p.205	SMRT MALE RUN TEE  p.205	
		SPMBT POSITIONABLE MALE BRANCH TEE  p.206	SPMRT POSITIONABLE MALE RUN TEE  p.207	SRUT REDUCING UNION TEE  p.208	SUT UNION TEE  p.209	SUC UNION CROSS  p.210
		UNION	SBHU BULKHEAD UNION  p.211	SBHRU BULKHEAD REDUCING UNION  p.212	SRU REDUCING UNION  p.212	SU UNION  p.213
WELD END	SPWC MALE PIPE WELD CONNECTOR  p.214		SMPWE MALE PIPE WELD ELBOW  p.215	SSWC SOCKET WELD CONNECTOR  p.215	SSWE SOCKET WELD ELBOW  p.215	

SPARE PARTS	SBF BLACK FERRULE  p.216	SFF FRONT FERRULE  p.216	SFS FERRULE SET  p.217	SI INSERT  p.217
	SN NUT  p.218	SVP VENT PROTECTOR  p.218		



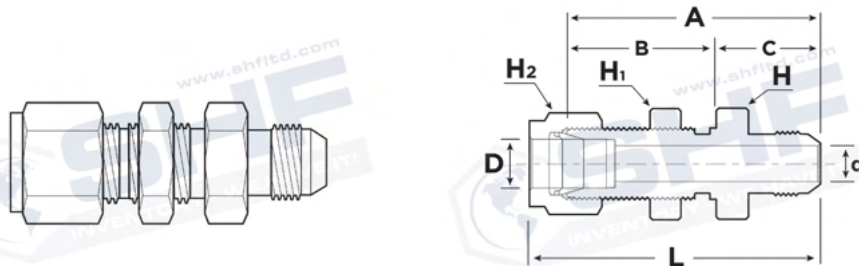
SAA - An Adapter



CONNECTS FRACTIONAL SUPERLOK PORT TO AN FLARED TUBES						
PART NO	TUBE OD D (INCH)	AN TUBE FLARE SIZE (INCH)	STRAIGHT THREAD T (U)	WIDTH ACROSS FLAT h (INCH)	E	L
SAA-02-04U	1/8	1/4	7/16-20	-	-	-
SAA-04-04U	1/4	1/4	7/16-20	1/2	4.40	37.08
SAA-04-06U	1/4	3/8	9/16-18	-	-	-
SAA-06-04U	3/8	1/4	7/16-20	1/2	6.90	38.86
SAA-06-06U	3/8	3/8	9/16-18	5/8	6.90	39.62
SAA-08-08U	1/2	1/2	3/4-16	13/16	9.40	48.51
SAA-10-10U	5/8	5/8	7/8-14	-	-	-
SAA-12-12U	3/4	3/4	1 1/16-12	1 1/8	14.80	56.13
SAA-16-16U	1	1	1 5/16-12	1 3/8	20.40	65.53
SAA-20-20U	1 1/4	1 1/4	1 5/8-12	-	-	-
SAA-24-24U	1 1/2	1 1/2	1 7/8-12	-	-	-

6

SABU - An Bulkhead Union



CONNECTS FRACTIONAL SUPERLOK PORT TO MALE AN									
PART NO	TUBE OD	d MIN	WIDTH ACROSS FLAT (INCH)			A	B	C	L
			H	H ₁	H ₂				
SABU-04-04U	1/4	0.168	9/16	5/8	5/8	1.828	1.025	0.550	2.125
SABU-06-06U	3/8	0.278	11/16	3/4	3/4	1.955	1.165	0.558	2.264
SABU-08-08U	1/2	0.392	7/8	15/16	15/16	2.188	1.245	0.655	2.611
SABU-12-12U	3/4	0.612	1 1/8	1 3/16	1 3/16	2.715	1.465	0.855	3.122
SABU-16-16U	1	0.850	1 1/2	1 5/8	1 5/8	3.155	1.777	0.901	3.645

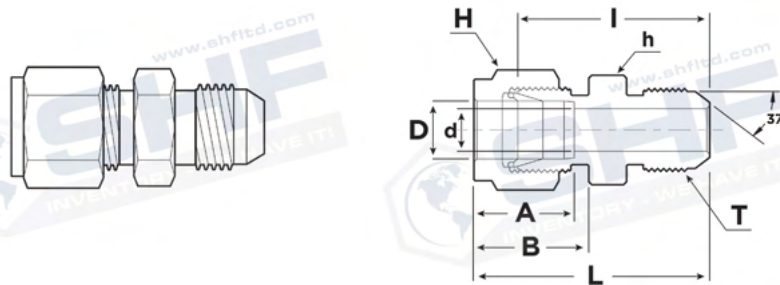
SAF - An Flare



CONNECTS FRACTIONAL SUPERLOK PORT TO MALE AN

PART NO	TUBE OD D (INCH)	AN Tube Flare Size (INCH)	Straight Thread T (U)	WIDTH ACROSS FLAT		A	L
				h (INCH)	H (INCH)		
SAF-02-02U	1/8	1/8	5/16-24	3/8	7/16	13.71	18.54
SAF-02-04U	1/8	1/4	7/16-20	9/16	7/16	15.74	19.05
SAF-04-04U	1/4	1/4	7/16-20	9/16	9/16	15.74	21.33
SAF-06-06U	3/8	3/8	9/16-18	11/16	11/16	18.28	24.89
SAF-08-08U	1/2	1/2	3/4-16	7/8	7/8	21.59	31.75
SAF-12-12U	3/4	3/4	1 1/16-12	-	-	-	-

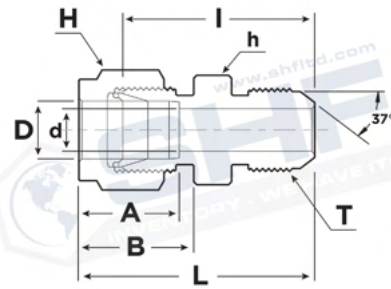
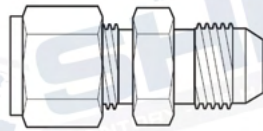
SAU - An Union



CONNECTS FRACTIONAL TUBES TO AN FLARED TUBES

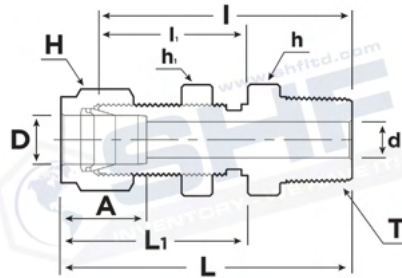
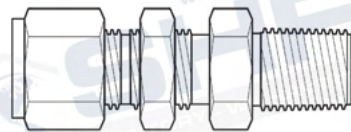
PART NO	TUBE OD D (INCH)	AN Tube Flare Size (INCH)	Straight Thread T (U)	d MIN	WIDTH ACROSS FLAT		A	B	I	L
					h (INCH)	H (INCH)				
SAU-02-02U	1/8	1/8	5/16-24	1.52	7/16	7/16	12.70	15.24	25.65	32.25
SAU-02-04U	1/8	1/4	7/16-20	2.28	1/2	7/16	12.70	15.24	28.44	35.05
SAU-04-04U	1/4	1/4	7/16-20	4.31	1/2	9/16	15.24	17.78	30.22	37.59
SAU-04-06U	1/4	3/8	9/16-18	-	-	-	-	-	-	-
SAU-05-05U	5/16	5/16	1/2-20	5.84	9/16	5/8	16.25	18.54	30.98	38.35
SAU-06-04U	3/8	1/4	7/16-20	4.31	5/8	11/16	16.76	19.30	32.25	39.62
SAU-06-06U	3/8	3/8	9/16-18	7.11	5/8	11/16	16.76	19.30	32.25	39.62
SAU-08-08U	1/2	1/2	3/4-16	9.90	13/16	7/8	18.60	21.84	32.20	45.85
SAU-10-10U	5/8	5/8	7/8-14	12.26	15/16	1	19.01	21.96	35.82	49.38
SAU-12-12U	3/4	3/4	1 1/16-12	15.49	1 1/8	1 1/8	24.38	21.84	43.18	53.34
SAU-16-16U	1	1	1 5/16-12	21.33	1 3/8	1 1/2	31.24	26.41	49.27	61.46
SAU-20-20U	1 1/4	1 1/4	1 5/8-12	-	-	-	-	-	-	-
SAU-24-24U	1 1/2	1 1/2	1 7/8-12	33.24	2 1/8	2 1/4	42.26	45.80	56.55	91.23

SBFC - Bulkhead Female Connector



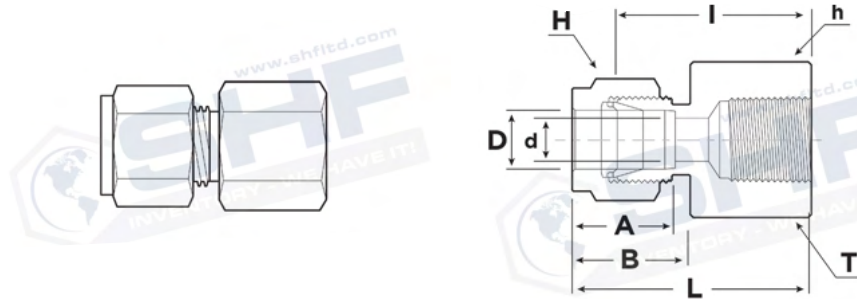
PART NO	TUBE OD D (INCH)	T* (NPT)	d MIN	WIDTH ACROSS FLAT (INCH)			A	I	I ₁	L	L ₁	PANEL HOLE DRILL SIZE	PANEL MAX THICKNESS
				h	h ₁	H							
SBFC-02-02N	1/8	1/8	2.28	9/16	1/2	7/16	12.70	38.10	24.63	44.70	31.24	8.33	12.70
SBFC-04-02N	1/4	1/8	4.82	5/8	5/8	9/16	15.24	39.62	26.16	46.99	33.52	11.50	10.16
SBFC-04-04N	1/4	1/4	4.82	3/4	5/8	9/16	15.24	44.45	26.16	51.81	33.52	11.50	10.16
SBFC-06-04N	3/8	1/4	7.11	3/4	3/4	11/16	16.76	47.75	29.46	55.11	36.83	14.68	11.17
SBFC-06-06N	3/8	3/8	-	-	-	-	-	-	-	-	-	-	-
SBFC-08-06N	1/2	3/8	10.41	15/16	15/16	7/8	22.86	51.56	31.75	61.72	41.91	19.44	12.70
SBFC-08-08N	1/2	1/2	10.41	11/16	15/16	7/8	22.86	56.38	31.75	66.54	41.91	19.44	12.70
SBFC-12-12N	3/4	3/4	15.74	1 1/4	1 3/16	1 1/8	24.38	63.60	37.33	73.51	47.49	25.79	16.76

SBMC - Bulkhead Male Connector



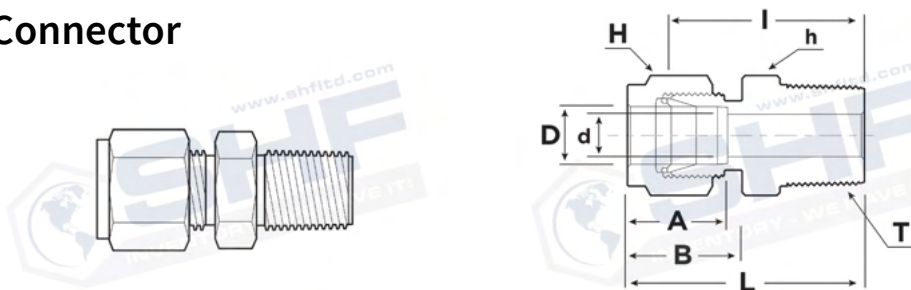
PART NO	TUBE OD D (INCH)	T* (NPT)	d MIN	WIDTH ACROSS FLAT (INCH)			A	I	I ₁	L	L ₁	PANEL HOLE DRILL SIZE	PANEL MAX THICKNESS
				h	h ₁	H							
SBMC-02-02N	1/8	1/8	2.28	1/2	1/2	7/16	12.70	39.87	24.63	46.48	31.24	8.33	12.70
SBMC-04-02N	1/4	1/8	4.82	5/8	5/8	9/16	15.24	42.16	26.16	49.53	33.52	11.50	10.16
SBMC-04-04N	1/4	1/4	4.82	5/8	5/8	9/16	15.24	46.73	26.16	54.10	33.52	11.50	10.16
SBMC-06-04N	3/8	1/4	7.11	3/4	3/4	11/16	16.76	50.03	29.46	57.40	36.83	14.68	11.17
SBMC-06-06N	3/8	3/8	7.11	3/4	3/4	11/16	16.76	50.03	29.46	57.40	36.83	14.68	11.17
SBMC-06-08N	3/8	1/2	7.11	7/8	3/4	11/16	16.76	56.38	29.46	63.75	36.83	14.68	11.17
SBMC-08-06N	1/2	3/8	9.65	15/16	15/16	7/8	22.86	53.08	31.75	63.24	41.91	19.44	12.70
SBMC-08-08N	1/2	1/2	10.41	15/16	15/16	7/8	22.86	58.67	31.75	68.83	41.91	19.44	12.70
SBMC-12-12N	3/4	3/4	15.74	1 3/16	1 3/16	1 1/8	24.38	66.04	37.33	76.20	47.49	25.79	16.76
SBMC-16-16N	1	1	22.35	1 5/8	1 5/8	1 1/2	31.24	81.02	45.21	93.21	57.40	33.73	19.05

SFC - Female Connector



PART NO	Tube OD D (INCH)	T* (NPT)	d MIN	WIDTH ACROSS FLAT		A	B	I	L
				h (INCH)	H (INCH)				
				CONNECTS FRACTIONAL TUBES TO MALE NPT THREAD					
SFC-02-02N	1/8	1/8	2.28	9/16	7/16	12.70	15.24	22.09	28.70
SFC-02-04N	1/8	1/4	2.28	3/4	7/16	12.70	15.24	26.92	33.52
SFC-03-02N	3/16	1/8	3.04	9/16	1/2	13.71	16.00	23.11	29.71
SFC-04-02N	1/4	1/8	4.82	9/16	9/16	15.24	17.78	23.87	31.24
SFC-04-04N	1/4	1/4	4.82	3/4	9/16	15.24	17.78	28.44	35.81
SFC-04-06N	1/4	3/8	4.82	7/8	9/16	15.24	17.78	30.22	37.59
SFC-04-08N	1/4	1/2	4.82	1-1/16	9/16	15.24	17.78	35.05	42.41
SFC-05-02N	5/16	1/8	6.35	9/16	5/8	16.25	18.54	24.63	32.00
SFC-05-04N	5/16	1/4	6.35	3/4	5/8	16.25	18.54	29.46	36.83
SFC-06-02N	3/8	1/8	7.11	5/8	11/16	16.76	19.30	25.40	32.76
SFC-06-04N	3/8	1/4	7.11	3/4	11/16	16.76	19.30	30.22	37.59
SFC-06-06N	3/8	3/8	7.11	7/8	11/16	16.76	19.30	31.75	39.11
SFC-06-08N	3/8	1/2	7.11	1-1/16	11/16	16.76	19.30	36.57	43.94
SFC-06-12N	3/8	3/4	7.11	1-5/16	11/16	16.76	19.30	40.38	47.75
SFC-08-04N	1/2	1/4	10.41	13/16	7/8	22.86	21.84	30.22	40.38
SFC-08-06N	1/2	3/8	10.41	7/8	7/8	22.86	21.84	31.75	41.91
SFC-08-08N	1/2	1/2	10.41	1-1/16	7/8	22.86	21.84	36.57	46.73
SFC-08-12N	1/2	3/4	10.41	1-5/16	7/8	22.86	21.84	38.10	48.26
SFC-10-06N	5/8	3/8	12.70	15/16	1	24.38	21.84	31.75	41.91
SFC-10-08N	5/8	1/2	12.70	1-1/16	1	24.38	21.84	36.57	46.73
SFC-12-08N	3/4	1/2	15.74	1-1/16	1-1/8	24.38	21.84	36.57	46.73
SFC-12-12N	3/4	3/4	15.74	1-5/16	1-1/8	24.38	21.84	38.10	48.26
SFC-14-12N	7/8	3/4	18.28	1-5/16	1-1/4	25.90	21.84	39.62	49.78
SFC-16-12N	1	3/4	22.35	1-3/8	1-1/2	31.24	26.41	41.14	53.34
SFC-16-16N	1	1	22.35	1-5/8	1-1/2	31.24	26.41	50.03	62.23
SFC-20-20N	1 1/4	1 1/4	-	-	-	-	-	-	-
SFC-24-24N	1 1/2	1 1/2	-	-	-	-	-	-	-
SFC-32-32N	2	2	-	-	-	-	-	-	-

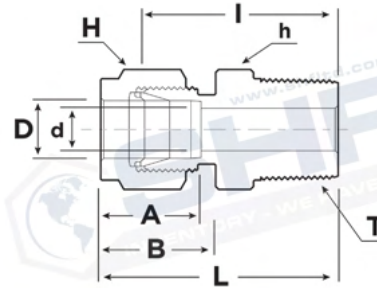
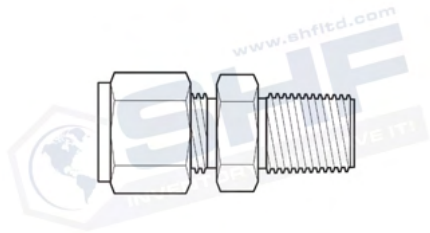
SMC - Male Connector



CONNECTS FRACTIONAL TUBE TO FEMALE NPT THREAD

PART NO	Tube OD D (INCH)	R (PT)	d MIN	WIDTH ACROSS FLAT		A	B	I	L
				h (INCH)	H (INCH)				
SMC-01-01N	1/16	1/16	1.27	5/16	5/16	8.63	10.92	20.00	23.83
SMC-01-02N	1/16	1/8	1.27	7/16	7/16	8.63	10.92	22.35	26.23
SMC-02-02N	1/8	1/8	2.28	7/16	7/16	12.70	15.24	23.87	30.48
SMC-02-04N	1/8	1/4	2.28	9/16	7/16	12.70	15.24	28.95	35.56
SMC-02-06N	1/8	3/8	2.28	11/16	7/16	12.70	15.24	29.21	35.81
SMC-02-08N	1/8	1/2	2.28	7/8	7/16	12.70	15.24	35.56	42.16
SMC-03-02N	3/16	1/8	3.04	7/16	1/2	13.71	16.00	24.63	31.24
SMC-03-04N	3/16	1/4	3.04	9/16	1/2	13.71	16.00	29.71	36.32
SMC-04-02N	1/4	1/8	4.82	1/2	9/16	15.24	17.78	25.40	32.76
SMC-04-04N	1/4	1/4	4.82	9/16	9/16	15.24	17.78	30.48	37.84
SMC-04-06N	1/4	3/8	4.82	11/16	9/16	15.24	17.78	30.98	38.35
SMC-04-08N	1/4	1/2	4.82	7/8	9/16	15.24	17.78	37.33	44.70
SMC-04-12N	1/4	3/4	4.82	1-1/16	9/16	15.24	17.78	38.86	46.22
SMC-05-02N	5/16	1/8	4.82	9/16	5/8	16.25	18.54	26.67	34.03
SMC-05-04N	5/16	1/4	6.35	9/16	5/8	16.25	18.54	31.24	38.60
SMC-05-06N	5/16	3/8	6.35	11/16	5/8	16.25	18.54	31.75	39.11
SMC-06-02N	3/8	1/8	4.82	5/8	11/16	16.76	19.30	27.94	35.30
SMC-06-04N	3/8	1/4	7.11	5/8	11/16	16.76	19.30	32.51	39.87
SMC-06-06N	3/8	3/8	7.11	11/16	11/16	16.76	19.30	32.51	39.87
SMC-06-08N	3/8	1/2	7.11	7/8	11/16	16.76	19.30	38.86	46.22
SMC-06-12N	3/8	3/4	7.11	1-1/16	11/16	16.76	19.30	40.38	47.75
SMC-08-02N	1/2	1/8	4.82	13/16	7/8	22.86	21.84	28.70	38.86
SMC-08-04N	1/2	1/4	7.11	13/16	7/8	22.86	21.84	33.27	43.43
SMC-08-06N	1/2	3/8	9.65	13/16	7/8	22.86	21.84	33.27	43.43
SMC-08-08N	1/2	1/2	10.41	7/8	7/8	22.86	21.84	38.86	49.02
SMC-08-12N	1/2	3/4	10.41	1-1/16	7/8	22.86	21.84	40.38	50.54
SMC-10-06N	5/8	3/8	9.65	15/16	1	24.38	21.84	34.03	44.19
SMC-10-08N	5/8	1/2	11.93	15/16	1	24.38	21.84	38.86	49.02
SMC-10-12N	5/8	3/4	12.70	1-1/16	1	24.38	21.84	40.38	50.54
SMC-12-08N	3/4	1/2	11.93	1-1/16	1-1/8	24.38	21.84	40.38	50.54
SMC-12-12N	3/4	3/4	15.74	1-1/16	1-1/8	24.38	21.84	40.38	50.54
SMC-12-16N	3/4	1	15.74	1-3/8	1-1/8	24.38	21.84	46.99	57.15
SMC-14-12N	7/8	3/4	15.74	1-3/16	1-1/4	25.90	21.84	40.38	50.54
SMC-14-16N	7/8	1	18.28	1-3/8	1-1/4	25.90	21.84	46.99	57.15
SMC-16-08N	1	1/2	11.93	1-3/8	1-1/2	31.24	26.41	45.21	57.40
SMC-16-12N	1	3/4	15.74	1-3/8	1-1/2	31.24	26.41	45.21	57.40
SMC-16-16N	1	1	22.35	1-3/8	1-1/2	31.24	26.41	50.03	62.23
SMC-20-16N	1-1/4	1	22.35	1-3/4	1-7/8	41.15	38.86	55.12	77.22
SMC-20-20N	1-1/4	1-1/4	27.69	1-3/4	1-7/8	41.15	38.86	55.12	77.22
SMC-24-24N	1-1/2	1-1/2	34.04	2-1/8	2-1/4	50.04	45.21	61.72	88.90
SMC-32-32N	2	2	45.97	2-3/4	3	67.56	62.74	76.20	113.54

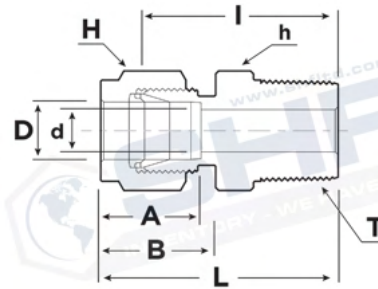
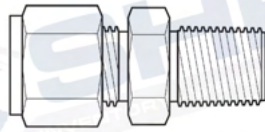
SMC - Male Connector - CONTINUED



PART NO.	Tube OD D (INCH)	T R (PT)	d MIN	WIDTH ACROSS FLAT		A	B	I	L
				h (INCH)	H (INCH)				
				SMC-02-02R	1/8				
SMC-02-04R	1/8	1/4	2.28	9/16	7/16	12.70	15.24	28.95	35.56
SMC-04-02R	1/4	1/8	4.82	1/2	9/16	15.24	17.78	25.40	32.76
SMC-04-04R	1/4	1/4	4.82	9/16	9/16	15.24	17.78	30.48	37.84
SMC-04-06R	1/4	3/8	4.82	11/16	9/16	15.24	17.78	30.98	38.35
SMC-04-08R	1/4	1/2	4.82	7/8	9/16	15.24	17.78	37.33	44.70
SMC-05-02R	5/16	1/8	4.82	9/16	5/8	16.25	18.54	26.67	34.03
SMC-05-04R	5/16	1/4	6.35	9/16	5/8	16.25	18.54	31.24	38.60
SMC-06-02R	3/8	1/8	4.82	5/8	11/16	16.76	19.30	27.94	35.30
SMC-06-04R	3/8	1/4	7.11	5/8	11/16	16.76	19.30	32.51	39.87
SMC-06-06R	3/8	3/8	7.11	11/16	11/16	16.76	19.30	32.51	39.87
SMC-06-08R	3/8	1/2	7.11	7/8	11/16	16.76	19.30	38.86	46.22
SMC-08-04R	1/2	1/4	7.11	13/16	7/8	22.86	21.84	33.27	43.43
SMC-08-06R	1/2	3/8	9.65	13/16	7/8	22.86	21.84	33.27	43.43
SMC-08-08R	1/2	1/2	10.41	7/8	7/8	22.86	21.84	38.86	49.02
SMC-08-12R	1/2	3/4	10.41	1-1/16	7/8	22.86	21.84	40.38	50.54
SMC-12-12R	3/4	3/4	15.74	1-1/16	1-1/8	24.38	21.84	40.38	50.54
SMC-16-16R	1	1	22.35	1-3/8	1-1/2	31.24	26.41	50.03	62.23

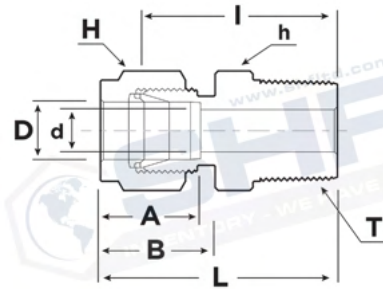
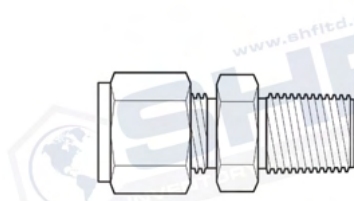


SMC - Male Connector - METRIC



CONNECTS METRIC TUBE TO FEMALE NPT THREAD									
PART NO	Tube OD D (mm)	T (NPT)	d MIN	WIDTH ACROSS FLAT		A	B	I	L
				h (mm)	H (mm)				
SMC-02M-2N	2	1/8	1.7	12	12	12.9	15.3	23.9	30.5
SMC-03M-02N	3	1/8	2.4	12	12	12.9	15.3	23.9	30.5
SMC-03M-04N	3	1/4	2.4	14	12	12.9	15.3	29.0	35.6
SMC-04M-02N	4	1/8	2.4	12	12	13.7	16.1	24.6	31.2
SMC-04M-04N	4	1/4	2.4	14	12	13.7	16.1	29.7	36.3
SMC-06M-02N	6	1/8	4.8	14	14	15.3	17.7	25.4	32.8
SMC-06M-04N	6	1/4	4.8	14	14	15.3	17.7	30.5	37.9
SMC-06M-06N	6	3/8	4.8	18	14	15.3	17.7	31.0	38.4
SMC-06M-08N	6	1/2	4.8	22	14	15.3	17.7	37.3	44.7
SMC-08M-02N	8	1/8	4.8	15	16	16.2	18.6	26.7	34.2
SMC-08M-04N	8	1/4	6.4	15	16	16.2	18.6	31.2	38.7
SMC-08M-06N	8	3/8	6.4	18	16	16.2	18.6	31.8	39.3
SMC-08M-08N	8	1/2	6.4	22	16	16.2	18.6	38.1	45.6
SMC-10M-02N	10	1/8	4.8	18	19	17.2	19.5	28.7	36.3
SMC-10M-04N	10	1/4	7.9	18	19	17.2	19.5	33.3	40.9
SMC-10M-06N	10	3/8	7.9	18	19	17.2	19.5	33.3	40.9
SMC-10M-08N	10	1/2	7.9	22	19	17.2	19.5	38.9	46.5
SMC-12M-02N	12	1/8	4.8	22	22	22.8	22.0	28.7	38.8
SMC-12M-04N	12	1/4	7.1	22	22	22.8	22.0	33.3	43.4
SMC-12M-06N	12	3/8	9.5	22	22	22.8	22.0	33.3	43.4
SMC-12M-08N	12	1/2	9.5	22	22	22.8	22.0	38.9	49.0
SMC-12M-12N	12	3/4	9.5	27	22	22.8	22.0	40.4	50.5
SMC-14M-04N	14	1/4	7.1	24	25	24.4	22.0	34.0	44.1
SMC-14M-06N	14	3/8	9.5	24	25	24.4	22.0	34.0	44.1
SMC-14M-08N	14	1/2	11.1	24	25	24.4	22.0	38.9	49.0
SMC-16M-06N	16	3/8	9.5	24	25	24.4	22.0	34.0	44.1
SMC-16M-08N	16	1/2	11.9	24	25	24.4	22.0	38.9	49.0
SMC-16M-12N	16	3/4	12.7	27	25	24.4	22.0	40.4	50.5
SMC-18M-08N	18	1/2	11.9	27	30	24.4	22.0	40.4	50.5
SMC-18M-12N	18	3/4	15.1	27	30	24.4	22.0	40.4	50.5
SMC-20M-08N	20	1/2	11.9	30	32	26.0	22.0	42.2	52.3
SMC-20M-12N	20	3/4	15.9	30	32	26.0	22.0	42.2	52.3
SMC-22M-12N	22	3/4	15.9	30	32	26.0	22.0	42.2	52.3
SMC-22M-16N	22	1	18.3	35	32	26.0	22.0	47.0	57.1
SMC-25M-12N	25	3/4	15.9	35	38	31.3	26.5	45.2	57.5
SMC-25M-16N	25	1	21.8	35	38	31.3	26.5	50.0	62.3
SMC-28M-16N	28	1	21.8	41	46	36.6	36.6	51.6	72.4
SMC-28M-20N	28	1-1/4	21.8	46	46	36.6	36.6	52.3	73.1
SMC-30M-20N	30	1-1/4	26.2	46	50	39.6	39.2	55.6	77.2
SMC-32M-20N	32	1-1/4	28.6	46	50	42.0	41.6	56.6	79.6
SMC-38M-24N	38	1-1/2	33.7	55	60	49.4	47.9	64.0	91.6

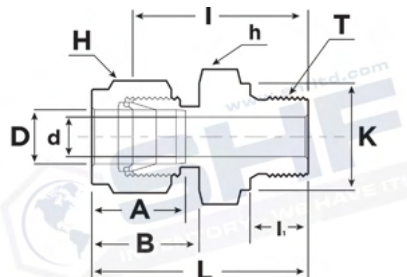
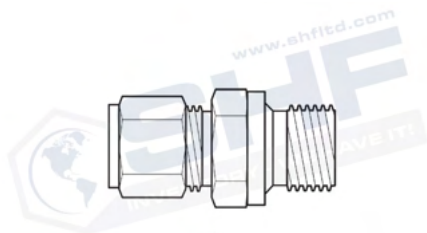
SMC - Male Connector - METRIC CONTINUED



CONNECTS METRIC TUBE TO FEMALE ISO TAPERED THREAD

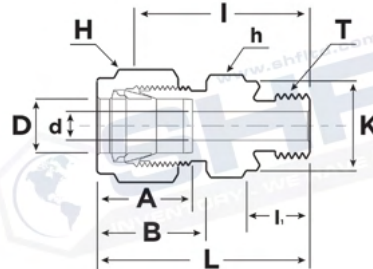
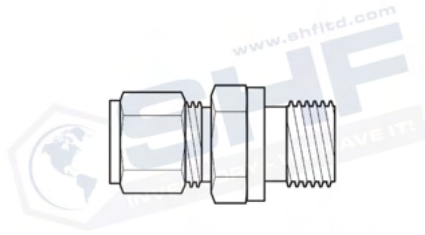
PART NO	Tube OD D (mm)	T R (PT)	d MIN	WIDTH ACROSS FLAT		A	B	I	L
				h (mm)	H (mm)				
SMC-02M-02R	2	1/8	1.7	12	12	12.9	15.3	23.9	30.5
SMC-03M-02R	3	1/8	2.4	12	12	12.9	15.3	23.9	30.5
SMC-03M-04R	3	1/4	2.4	14	12	12.9	15.3	29.0	35.6
SMC-04M-02R	4	1/8	2.4	12	12	13.7	16.1	24.6	31.2
SMC-04M-04R	4	1/4	2.4	14	12	13.7	16.1	29.7	36.3
SMC-06M-02R	6	1/8	4.8	14	14	15.3	17.7	25.4	32.8
SMC-06M-04R	6	1/4	4.8	14	14	15.3	17.7	30.5	37.9
SMC-06M-06R	6	3/8	4.8	18	14	15.3	17.7	31.0	38.4
SMC-06M-08R	6	1/2	4.8	22	14	15.3	17.7	37.3	44.7
SMC-08M-02R	8	1/8	4.8	15	16	16.2	18.6	26.7	34.2
SMC-08M-04R	8	1/4	6.4	15	16	16.2	18.6	31.2	38.7
SMC-08M-06R	8	3/8	6.4	18	16	16.2	18.6	31.8	39.3
SMC-08M-08R	8	1/2	6.4	22	16	16.2	18.6	38.1	45.6
SMC-10M-02R	10	1/8	4.8	18	19	17.2	19.5	28.7	36.3
SMC-10M-04R	10	1/4	7.9	18	19	17.2	19.5	33.3	40.9
SMC-10M-06R	10	3/8	7.9	18	19	17.2	19.5	33.3	40.9
SMC-10M-08R	10	1/2	7.9	22	19	17.2	19.5	38.9	46.5
SMC-12M-04R	12	1/4	7.1	22	22	22.8	22.0	33.3	43.4
SMC-12M-06R	12	3/8	9.5	22	22	22.8	22.0	33.3	43.4
SMC-12M-08R	12	1/2	9.5	22	22	22.8	22.0	38.9	49.0
SMC-12M-12R	12	3/4	9.5	27	22	22.8	22.0	40.4	50.5
SMC-15M-08R	15	1/2	11.9	24	25	24.4	22.0	38.9	49.0
SMC-16M-04R	16	1/4	7.1	24	25	24.4	22.0	34.0	44.1
SMC-16M-06R	16	3/8	9.5	24	25	24.4	22.0	34.0	44.1
SMC-16M-08R	16	1/2	11.9	24	25	24.4	22.0	38.9	49.0
SMC-16M-12R	16	3/4	12.7	27	25	24.4	22.0	40.4	50.5
SMC-18M-08R	18	1/2	11.9	27	30	24.4	22.0	40.4	50.5
SMC-18M-12R	18	3/4	15.1	27	30	24.4	22.0	40.4	50.5
SMC-20M-08R	20	1/2	11.9	30	32	26.0	22.0	42.2	52.3
SMC-20M-12R	20	3/4	15.9	30	32	26.0	22.0	42.2	52.3
SMC-22M-12R	22	3/4	15.9	30	32	26.0	22.0	42.2	52.3
SMC-22M-16R	22	1	18.3	35	32	26.0	22.0	47.0	57.1
SMC-25M-12R	25	3/4	15.9	35	38	31.3	26.5	45.2	57.5
SMC-25M-16R	25	1	21.8	35	38	31.3	26.5	50.0	62.3
SMC-28M-16R	28	1	21.8	41	46	36.6	36.6	51.6	72.4
SMC-28M-20R	28	1-1/4	21.8	46	46	36.6	36.6	52.3	73.1
SMC-30M-20R	30	1-1/4	26.2	46	50	39.6	39.2	55.6	77.2
SMC-32M-20R	32	1-1/4	28.6	46	50	42.0	41.6	56.6	79.6
SMC-38M-24R	38	1-1/2	33.7	55	60	49.4	47.9	64.0	91.6

SGMC - Male Connector for Bonded Washer Seal



CONNECTS METRIC TUBES TO FEMALE ISO PARALLEL THREAD											
PART NO	Tube OD D (mm)	T G(PF)	d MIN	WIDTH ACROSS FLAT		A	B	I	l ₁	L	K
				h(mm)	H(mm)						
SGMC-03M-02G	3	1/8	2.4	14	12	12.9	15.3	23.4	7.1	30.0	13.8
SGMC-03M-04G	3	1/4	2.4	19	12	12.9	15.3	28.7	11.2	35.3	18.0
SGMC-04M-02G	4	1/8	2.4	14	12	13.7	16.1	24.1	7.1	30.7	13.8
SGMC-06M-02G	6	1/8	4.0	14	14	15.3	17.7	24.9	7.1	32.3	13.8
SGMC-06M-04G	6	1/4	4.8	19	14	15.3	17.7	30.2	11.2	37.6	18.0
SGMC-06M-06G	6	3/8	4.8	22	14	15.3	17.7	31.5	11.2	38.9	21.8
SGMC-06M-08G	6	1/2	4.8	27	14	15.3	17.7	37.3	14.2	44.7	26.0
SGMC-08M-02G	8	1/8	4.0	15	16	16.2	18.6	25.7	7.1	33.2	13.8
SGMC-08M-04G	8	1/4	6.4	19	16	16.2	18.6	31.0	11.2	38.5	18.0
SGMC-08M-06G	8	3/8	6.4	22	16	16.2	18.6	32.3	11.2	39.8	21.8
SGMC-08M-08G	8	1/2	6.4	27	16	16.2	18.6	38.1	14.2	45.6	26.0
SGMC-10M-04G	10	1/4	5.9	19	19	17.2	19.5	31.8	11.2	39.4	18.0
SGMC-10M-06G	10	3/8	7.9	22	19	17.2	19.5	33.0	11.2	40.6	21.8
SGMC-10M-08G	10	1/2	7.9	27	19	17.2	19.5	38.9	14.2	46.5	26.0
SGMC-12M-04G	12	1/4	5.9	22	22	22.8	22.0	32.5	11.2	42.6	18.0
SGMC-12M-06G	12	3/8	7.9	22	22	22.8	22.0	33.0	11.2	43.1	21.8
SGMC-12M-08G	12	1/2	9.5	27	22	22.8	22.0	38.9	14.2	49.0	26.0
SGMC-12M-12G	12	3/4	9.5	35	22	22.8	22.0	42.7	15.7	52.8	32.0
SGMC-16M-06G	16	3/8	7.9	24	25	24.4	22.0	33.8	11.2	43.9	21.8
SGMC-16M-08G	16	1/2	11.9	27	25	24.4	22.0	38.9	14.2	49.0	26.0
SGMC-18M-08G	18	1/2	11.9	27	30	24.4	22.0	38.9	14.2	49.0	26.0
SGMC-18M-12G	18	3/4	15.1	35	30	24.4	22.0	42.7	15.7	52.8	32.0
SGMC-20M-08G	20	1/2	11.9	30	32	26.0	22.0	40.4	14.2	50.5	26.0
SGMC-20M-12G	20	3/4	15.9	35	32	26.0	22.0	42.7	15.7	52.8	32.0
SGMC-22M-12G	22	3/4	15.9	35	32	26.0	22.0	42.7	15.7	52.8	32.0
SGMC 22M-16G	22	1	18.3	41	32	26.0	22.0	45.2	18.3	55.3	39.0
SGMC 25M-12G	25	3/4	15.9	35	38	31.3	26.5	45.2	15.7	57.5	32.0
SGMC 25M-16G	25	1	19.8	41	38	31.3	26.5	47.8	18.3	60.1	39.0

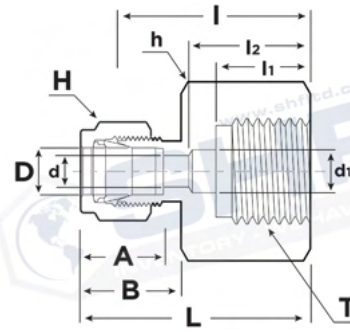
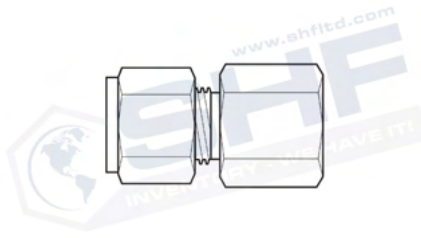
SOMC - Male Connector for Metal Gasket Seal



CONNECTS METRIC TUBE TO FEMALE ISO PARALLEL THREAD

PART NO	Tube OD D (mm)	T G (PF)	d MIN	WIDTH ACROSS FLAT		A	B	I	l ₂	L	K
				h (mm)	H (mm)						
SOMC-03M-02G	3	1/8	2.4	14	12	12.9	15.3	23.4	7.1	30.0	13.8
SOMC-03M-04G	3	1/4	2.4	19	12	12.9	15.3	28.7	11.2	35.3	18.0
SOMC-04M-02G	4	1/8	2.4	14	12	13.	16.1	24.1	7.1	30.7	13.8
SOMC-06M-02G	6	1/8	4.0	14	14	15.3	17.7	24.9	7.1	32.3	13.8
SOMC-06M-04G	6	1/4	4.8	19	14	15.3	17.7	30.2	11.2	37.6	18.0
SOMC-06M-06G	6	3/8	4.8	22	14	15.3	17.7	31.5	11.2	38.9	21.8
SOMC-06M-08G	6	1/2	4.8	27	14	15.3	17.7	37.3	14.2	44.7	26.0
SOMC-08M-02G	8	1/8	4.0	15	16	16.2	18.6	25.7	7.1	33.2	13.8
SOMC-08M-04G	8	1/4	6.4	19	16	16.2	18.6	31.0	11.2	38.5	18.0
SOMC-08M-06G	8	3/8	6.4	22	16	16.2	18.6	32.3	11.2	39.8	21.8
SOMC-08M-08G	8	1/2	6.4	27	16	16.2	18.6	38.1	14.2	45.6	26.0
SOMC-10M-04G	10	1/4	5.9	19	19	17.2	19.5	31.8	11.2	39.4	18.0
SOMC-10M-06G	10	3/8	7.9	22	19	17.2	19.5	33.0	11.2	40.6	21.8
SOMC-10M-08G	10	1/2	7.9	27	19	17.2	19.5	38.9	14.2	46.5	26.0
SOMC-12M-04G	12	1/4	5.9	22	22	22.8	22.0	32.5	11.2	42.6	18.0
SOMC-12M-06G	12	3/8	7.9	22	22	22.8	22.0	33.0	11.2	43.1	21.8
SOMC-12M-08G	12	1/2	9.5	27	22	22.8	22.0	38.9	14.2	49.0	26.0
SOMC-12M-12G	12	3/4	9.5	35	22	22.8	22.0	42.7	15.7	52.8	32.0
SOMC-15M-08G	15	1/2	11.9	27	25	24.4	22.0	38.9	14.2	49.0	26.0
SOMC-16M-06G	16	3/8	7.9	24	25	24.4	22.0	33.8	11.2	43.9	21.8
SOMC-16M-08G	16	1/2	11.9	27	25	24.4	22.0	38.9	14.2	49.0	26.0
SOMC-18M-08G	18	1/2	11.9	27	30	24.4	22.0	38.9	14.2	49.0	26.0
SOMC-18M-12G	18	3/4	15.1	35	30	24.4	22.0	42.7	15.7	52.8	32.0
SOMC-20M-08G	20	1/2	11.9	30	32	26.0	22.0	40.4	14.2	50.5	26.0
SOMC-20M-12G	20	3/4	15.9	35	32	26.0	22.0	42.7	15.7	52.8	32.0
SOMC-22M-12G	22	3/4	15.9	35	32	26.0	22.0	42.7	15.7	52.8	32.0
SOMC-22M-16G	22	1	18.3	41	32	26.0	22.0	45.2	18.3	55.3	39.0
SOMC-25M-12G	25	3/4	15.9	35	38	31.3	26.5	45.2	15.7	57.5	32.0
SOMC-25M-16G	25	1	19.8	41	38	31.3	26.5	47.8	18.3	60.1	39.0

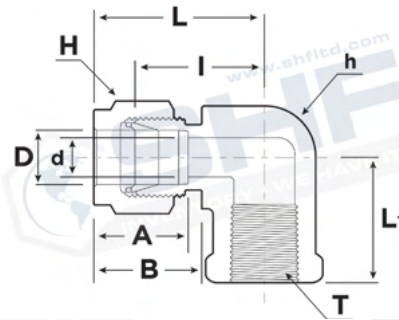
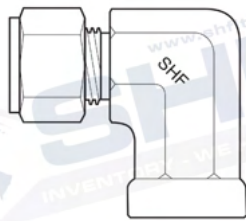
SGC - Gauge Connector



CONNECTS FRACTIONAL TUBES TO ISO PARALLEL THREAD												
PART NO	Tube OD D (INCH)	T G (PF)	d MIN	d ₁	WIDTH ACROSS FLAT		A	B	I	l ₁	l ₂	L
					h (INCH)	H (INCH)						
SGC-04-04G	1/4	1/4	4.82	5.58	3/4	9/16	15.24	17.78	30.22	13.00	17.00	37.59
SGC-04-06G	1/4	3/8	4.82	6.60	15/16	9/16	15.24	17.78	30.22	14.20	20.30	37.59
SGC-04-08G	1/4	1/2	4.82	6.60	1-1/16	9/16	15.24	17.78	36.07	18.80	24.90	43.43
SGC-05-04G	5/16	1/4	5.58	-	3/4	5/8	16.25	18.54	30.98	13.00	-	38.35
SGC-05-08G	5/16	1/2	7.11	-	1-1/16	5/8	16.25	18.54	33.53	18.80	-	40.89
SGC-06-04G	3/8	1/4	5.58	-	3/4	11/16	16.76	19.30	31.75	13.00	-	39.12
SGC-06-06G	3/8	3/8	6.60	-	15/16	11/16	16.76	19.30	31.24	14.20	-	38.61
SGC-06-08G	3/8	1/2	7.11	-	1-1/16	11/16	16.76	19.30	34.54	18.80	-	41.91
SGC-08-04G	1/2	1/4	5.58	-	7/8	7/8	22.86	21.84	31.80	13.00	-	41.95
SGC-08-06G	1/2	3/8	6.60	-	15/16	7/8	22.86	21.84	34.29	14.20	-	44.45
SGC-08-08G	1/2	1/2	7.11	7.11	1-1/16	7/8	22.86	21.84	38.10	18.80	-	48.26

CONNECTS METRIC TUBES TO ISO PARALLEL THREAD												
PART NO	Tube OD D (mm)	T G (PF)	d MIN	d ₁	WIDTH ACROSS FLAT		A	B	I	l ₁	l ₂	L
					h (mm)	H (mm)						
SGC 3M-4G	3	1/4	2.4	5.5	19	12	12.9	15.3	28.7	13	17	35.3
SGC 6M-4G	6	1/4	4.8	5.5	19	14	15.3	17.7	30.2	13	17	37.6
SGC 6M-6G	6	3/8	4.8	6.5	24	14	15.3	17.7	30.2	14	20	37.6
SGC 6M-8G	6	1/2	4.8	7.0	27	14	15.3	17.7	36.1	19	25	43.5
SGC 8M-4G	8	1/4	5.5	5.5	19	16	16.2	18.6	31.0	13	-	38.5
SGC 8M-6G	8	3/8	6.5	6.5	24	16	16.2	18.6	28.7	14	-	36.2
SGC 8M-8G	8	1/2	7.0	7.0	27	16	16.2	18.6	33.5	19	-	41.0
SGC 10M-4G	10	1/4	5.5	5.5	19	19	17.2	19.5	31.8	13	-	39.4
SGC 10M-6G	10	3/8	6.5	6.5	24	19	17.2	19.5	31.2	14	-	38.8
SGC 10M-8G	10	1/2	7.0	7.0	27	19	17.2	19.5	34.5	19	-	42.1
SGC 12M-4G	12	1/4	5.5	5.5	22	22	22.8	22.0	31.8	13	-	41.9
SGC 12M-6G	12	3/8	6.5	6.5	24	22	22.8	22.0	34.3	14	-	44.4
SGC 12M-8G	12	1/2	7.0	7.0	27	22	22.8	22.0	38.1	19	-	48.2
SGC 20M-8G	20	1/2	7.0	7.0	30	32	26.0	22.0	44.2	19	-	54.3
SGC 22M-8G	22	1/2	7.0	7.0	30	32	26.0	22.0	44.2	19	-	54.3

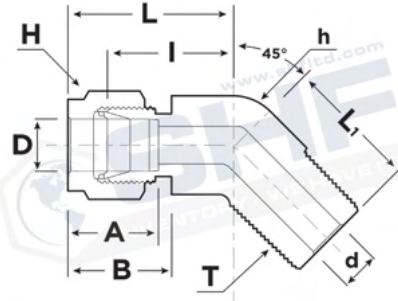
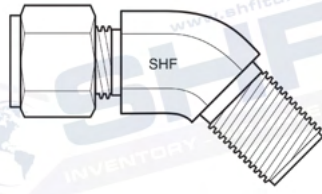
SFE - Female Elbow



CONNECTS FRACTIONAL TUBES TO MALE NPT THREAD										
PART NO	Tube OD D (INCH)	T* (NPT)	d Min	WIDTH ACROSS FLAT		A	B	I	L	L ₁
				h (INCH)	H (INCH)					
SFE-02-02N	1/8	1/8	2.28	1/2	7/16	12.70	15.24	18.03	24.63	19.05
SFE-02-04N	1/8	1/4	2.28	11/16	7/16	12.70	15.24	20.82	27.43	22.35
SFE-03-02N	3/16	1/8	3.04	1/2	1/2	13.71	16.00	18.79	25.40	19.05
SFE-04-02N	1/4	1/8	4.82	1/2	9/16	15.24	17.78	19.55	26.92	19.05
SFE-04-04N	1/4	1/4	4.82	11/16	9/16	15.24	17.78	22.35	29.71	22.35
SFE-04-06N	1/4	3/8	4.82	13/16	9/16	15.24	17.78	24.38	31.75	22.35
SFE-04-08N	1/4	1/2	4.82	1	9/16	15.24	17.78	27.17	34.54	28.44
SFE-05-02N	5/16	1/8	6.35	9/16	5/8	16.25	18.54	21.33	28.70	19.05
SFE-05-04N	5/16	1/4	6.35	11/16	5/8	16.25	18.54	23.11	30.48	22.35
SFE-06-02N	3/8	1/8	7.11	5/8	11/16	16.76	19.30	23.11	30.48	19.05
SFE-06-04N	3/8	1/4	7.11	11/16	11/16	16.76	19.30	23.87	31.24	22.35
SFE-06-06N	3/8	3/8	7.11	13/16	11/16	16.76	19.30	25.90	33.27	22.35
SFE-06-08N	3/8	1/2	7.11	1	11/16	16.76	19.30	28.70	36.06	28.44
SFE-08-04N	1/2	1/4	10.41	13/16	7/8	22.86	21.84	25.90	36.06	22.35
SFE-08-06N	1/2	3/8	10.41	13/16	7/8	22.86	21.84	25.90	36.06	22.35
SFE-08-08N	1/2	1/2	10.41	1	7/8	22.86	21.84	28.70	38.86	37.00
SFE-10-06N	5/8	3/8	12.70	15/16	1	24.38	21.84	27.94	38.10	22.35
SFE-10-08N	5/8	1/2	12.70	1-1/16	1	24.38	21.84	29.71	39.87	28.44
SFE-12-08N	3/4	1/2	15.74	1-1/16	1-1/8	24.38	21.84	29.71	39.87	28.44
SFE-12-12N	3/4	3/4	15.74	1-3/8	1-1/8	24.38	21.84	34.54	44.70	31.75
SFE-14-12N	7/8	3/4	18.28	1-3/8	1-1/4	25.90	21.84	34.54	44.70	31.75
SFE-16-12N	1	3/4	22.35	1-3/8	1-1/2	31.24	26.41	36.83	49.02	31.75
SFE-16-16N	1	1	22.35	1-11/16	1-1/2	31.24	26.41	41.40	53.59	38.10



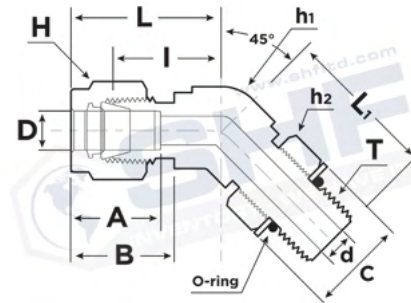
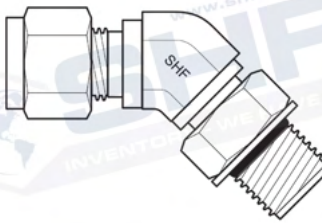
SHME - 45° Male Elbow



CONNECTS FRACTIONAL TUBES TO FEMALE NPT THREAD											
PART NO	Tube OD D (INCH)	T* (NPT)	d Min	WIDTH ACROSS FLAT			A	B	I	L	L ₁
				h (INCH)	H (INCH)						
SHME-04-02N	1/4	1/8	4.82	1/2	9/16	15.24	17.78	17.27	24.63	16.51	
SHME-04-04N	1/4	1/4	4.82	1/2	9/16	15.24	17.78	17.27	24.63	21.08	
SHME-06-02N	3/8	1/8	4.82	5/8	11/16	16.76	19.30	20.57	27.94	18.28	
SHME-06-04N	3/8	1/4	7.11	5/8	11/16	16.76	19.30	20.57	27.94	22.86	
SHME-06-06N	3/8	3/8	7.11	13/16	11/16	16.76	19.30	21.84	29.21	24.13	
SHME-08-06N	1/2	3/8	9.65	13/16	7/8	22.86	21.84	21.84	32.00	24.13	
SHME-08-08N	1/2	1/2	10.41	13/16	7/8	22.86	21.84	21.84	32.00	28.95	

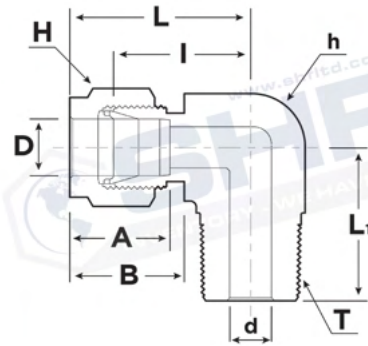
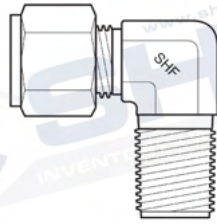
6

SPHME - 45° Positionable Male Elbow



CONNECTS FRACTIONAL TUBES TO SAE/MS STRAIGHT THREAD												
PART NO	TUBE OD D (INCH)	T (U)	d MIN	WIDTH ACROSS FLAT (INCH)			A	B	I	L	L ₁	C
				h ₁	h ₂	H						
SPHME-04-04U	1/4	7/16-20	4.83	1/2	9/16	9/16	15.24	17.78	18.29	25.64	25.65	16.51
SPHME-06-06U	3/8	9/16-18	7.11	5/8	11/16	11/16	16.76	19.30	20.57	27.94	28.19	20.07
SPHME-08-08U	1/2	3/4-16	10.41	13/16	7/8	7/8	22.86	21.84	21.84	32.00	32.26	25.65
SPHME-12-12U	3/4	1-1/16-12	15.75	1-1/8	1-1/4	1-1/8	24.38	24.84	29.72	39.88	47.24	36.58
SPHME-16-16U	1	1-5/16-12	22.35	1-3/8	1-1/2	1-1/2	31.24	26.42	35.31	47.50	50.55	43.94

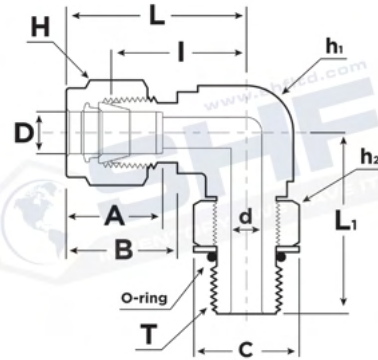
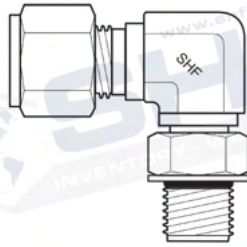
SME - Male Elbow



CONNECTS FRACTIONAL TUBE TO FEMALE NPT THREAD

PART NO	Tube O.D. D' (INCH)	T (NPT)	d MIN	WIDTH ACROSS FLAT		A	B	L	L ₁	
				h (INCH)	H (INCH)					
SME-02-02N	1/8	1/8	2.28	1/2	7/16	12.70	15.24	18.00	24.30	18.80
SME-02-04N	1/8	1/4	2.28	1/2	7/16	12.70	15.24	18.00	24.30	23.36
SME-03-02N	3/16	1/8	3.04	1/2	1/2	13.71	16.00	18.79	25.40	18.79
SME-03-04N	3/16	1/4	3.04	1/2	1/2	13.71	16.00	18.79	25.40	23.36
SME-04-02N	1/4	1/8	4.82	1/2	9/16	15.24	17.78	19.55	26.92	18.79
SME-04-04N	1/4	1/4	4.82	1/2	9/16	15.24	17.78	19.55	26.92	23.36
SME-04-06N	1/4	3/8	4.82	5/8	9/16	15.24	17.78	22.35	29.71	26.16
SME-04-08N	1/4	1/2	4.82	13/16	9/16	15.24	17.78	24.38	31.75	33.02
SME-05-02N	5/16	1/8	4.82	9/16	5/8	16.25	18.54	21.33	28.70	19.81
SME-05-04N	5/16	1/4	6.35	9/16	5/8	16.25	18.54	21.33	28.70	24.38
SME-05-06N	5/16	3/8	6.35	11/16	5/8	16.25	18.54	23.11	30.48	26.16
SME-06-02N	3/8	1/8	4.82	5/8	11/16	16.76	19.30	23.11	30.48	20.82
SME-06-04N	3/8	1/4	7.11	5/8	11/16	16.76	19.30	23.11	30.48	25.40
SME-06-06N	3/8	3/8	7.11	5/8	11/16	16.76	19.30	23.87	31.24	26.16
SME-06-08N	3/8	1/2	7.11	13/16	11/16	16.76	19.30	25.90	33.27	33.02
SME-06-12N	3/8	3/4	7.11	1-1/16	11/16	16.76	19.30	29.71	37.08	36.83
SME-08-04N	1/2	1/4	7.11	13/16	7/8	22.86	21.84	25.90	36.06	28.19
SME-08-06N	1/2	3/8	9.65	13/16	7/8	22.86	21.84	25.90	36.06	28.19
SME-08-08N	1/2	1/2	10.41	13/16	7/8	22.86	21.84	25.90	36.06	33.02
SME-08-12N	1/2	3/4	10.41	1-1/16	7/8	22.86	21.84	29.71	39.87	36.83
SME-10-06N	5/8	3/8	9.65	15/16	1	24.38	21.84	27.94	38.10	30.22
SME-10-08N	5/8	1/2	11.93	15/16	1	24.38	21.84	27.94	38.10	35.10
SME-10-12N	5/8	3/4	12.70	1-1/16	1	24.38	21.84	29.71	39.87	36.83
SME-12-08N	3/4	1/2	11.93	1-1/16	1-1/8	24.38	21.84	29.71	39.87	36.83
SME-12-12N	3/4	3/4	15.74	1-1/16	1-1/8	24.38	21.84	29.71	39.87	36.83
SME-14-12N	7/8	3/4	15.74	1-3/8	1-1/4	25.90	21.84	34.54	44.70	41.65
SME-16-12N	1	3/4	15.74	1-3/8	1-1/2	31.24	26.41	36.83	49.02	41.65
SME-16-16N	1	1	22.35	1-3/8	1-1/2	31.24	26.41	36.83	49.02	46.48
SME-20-20N	1-1/4	1-1/4	27.69	1-11/16	1-7/8	41.15	38.86	44.45	66.55	47.75
SME-24-24N	1-1/2	1-1/2	34.04	2	2-1/4	50.04	45.21	50.80	77.98	60.45
SME-32-32N	2	2	45.97	2-3/4	3	67.56	62.74	69.85	107.19	70.61

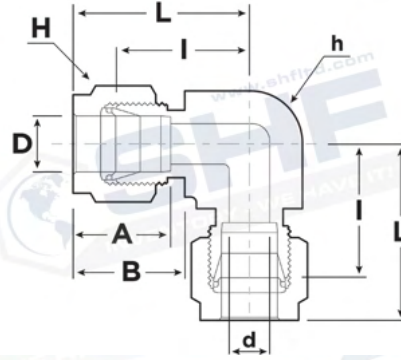
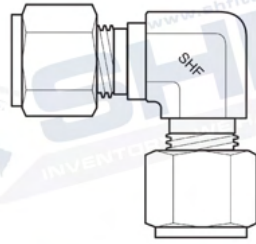
SPME - 90° Positionable Male Elbow



PART NO	TUBE OD D (INCH)	T (U)	d MIN	WIDTH ACROSS FLAT (INCH)			A	B	I	L	L ₁	C
				h ₁	h ₂	H						
				CONNECTS FRACTIONAL TUBES TO SAE/MS STRAIGHT THREAD								
SPME-04-04U	1/4	7/16-20	4.83	1/2	9/16	9/16	15.24	17.78	21.08	28.45	28.45	16.51
SPME-06-06U	3/8	9/16-18	7.11	5/8	11/16	11/16	16.76	19.30	24.64	32.00	32.26	20.07
SPME-06-08U	3/8	3/4-16	7.11	13/16	7/8	11/16	16.76	19.30	27.43	34.80	37.85	25.65
SPME-08-08U	1/2	3/4-16	10.41	13/16	7/8	7/8	22.86	21.84	27.43	37.59	37.85	25.65
SPME-10-10U	5/8	7/8-14	12.70	15/16	1	1	24.38	21.84	29.46	39.62	43.43	29.46
SPME-12-12U	3/4	1-1/16-12	15.75	1-1/16	1-1/4	1-1/8	24.38	21.84	31.24	41.40	48.77	36.58
SPME-14-14U	7/8	3/16-12	18.29	1-3/16	1-3/8	1-1/4	25.91	21.84	33.02	43.18	50.55	40.39
SPME-16-16U	1	1-5/16-12	22.35	1-3/8	1-1/2	1-1/2	31.24	26.42	38.35	50.55	53.59	43.94
SPME-20-20U	1-1/4	1-5/8-12	27.69	1-11/16	1-7/8	1-7/8	41.15	38.86	45.72	67.82	58.17	54.86
SPME-24-24U	1-1/2	1-7/8-12	34.04	2	2-1/8	2-1/4	50.04	45.21	50.80	77.98	60.45	62.23
SPME-32-32U	2-1/2	2-1/2-12	45.97	2-3/4	2-3/4	3	67.56	62.74	69.85	107.19	71.63	80.26



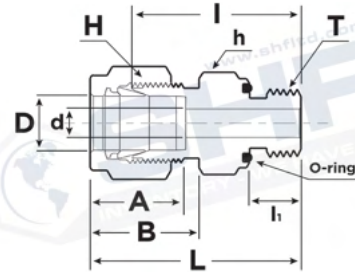
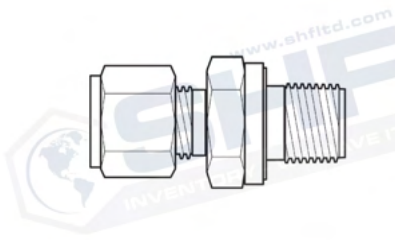
SUE - Union Elbow



PART NO	Tube OD D (INCH)	d MIN	CONNECTS FRACTIONAL TUBES					
			WIDTH ACROSS FLAT		A	B	I	L
			h (INCH)	H (INCH)				
SUE-01	1/16	1.27	3/8	5/16	8.63	10.92	14.00	18.03
SUE-02	1/8	2.28	3/8	7/16	12.70	15.24	15.74	22.35
SUE-03	3/16	3.04	1/2	1/2	13.71	16.00	18.54	25.14
SUE-04	1/4	4.82	1/2	9/16	15.24	17.78	20.10	27.40
SUE-05	5/16	6.35	5/8	5/8	16.25	18.54	22.35	29.71
SUE-06	3/8	7.11	5/8	11/16	16.76	19.30	23.11	30.48
SUE-08	1/2	10.41	13/16	7/8	22.86	21.84	25.90	36.06
SUE-10	5/8	12.70	15/16	1	24.38	21.84	27.94	38.10
SUE-12	3/4	15.74	1-1/16	1-1/8	24.38	21.84	29.71	39.87
SUE-14	7/8	18.28	1-3/8	1-1/4	25.90	21.84	34.54	44.70
SUE-16	1	22.35	1-3/8	1-1/2	31.24	26.41	36.83	49.02
SUE-20	1-1/4	27.69	1-11/16	1-7/8	41.15	38.86	44.45	66.55
SUE-24	1-1/2	34.04	2	2-1/4	50.04	45.21	50.80	77.98
SUE-32	2	45.97	2-3/4	3	67.56	62.74	69.85	107.19

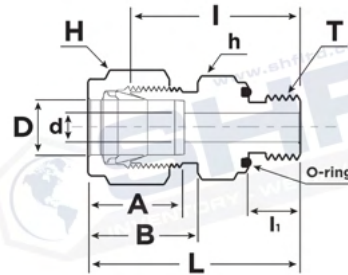
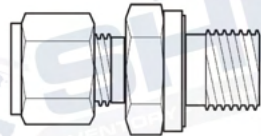
PART NO	Tube O.D. D (INCH)	d MIN	CONNECTS METRIC TUBES					
			WIDTH ACROSS FLAT		A	B	I	L
			h (INCH)	H (INCH)				
SUE-02M	2	1.7	9.5	12	12.9	15.3	15.7	22.3
SUE-03M	3	2.4	9.5	12	12.9	15.3	15.7	22.3
SUE-04M	4	2.4	12.7	12	13.7	16.1	18.8	25.4
SUE-06M	6	4.8	12.7	14	15.3	17.7	19.6	27.0
SUE-08M	8	6.4	15.9	16	16.2	18.6	22.4	29.9
SUE-10M	10	7.9	17.5	19	17.2	19.5	23.9	31.5
SUE-12M	12	9.5	20.6	22	22.8	22.0	25.9	36.0
SUE-15M	15	11.9	23.8	25	24.4	22.0	27.9	38.8
SUE-16M	16	12.7	23.8	25	24.4	22.0	27.9	38.0
SUE-18M	18	15.1	27.0	30	24.4	22.0	29.7	39.8
SUE-20M	20	15.9	34.9	32	26.0	22.0	34.5	44.6
SUE-22M	22	18.3	34.9	32	26.0	22.0	34.5	44.6
SUE-25M	25	21.8	34.9	38	31.3	26.5	36.8	49.1
SUE-28M	28	21.8	41	46	36.6	36.6	43.2	64.0
SUE-30M	30	26.2	46	50	39.6	39.2	48.3	69.9
SUE-32M	32	28.6	46	50	42.0	41.6	49.3	72.3
SUE-38M	38	33.7	55	60	49.4	47.9	56.4	84.0

SOPC - O-Seal Pipe Thread Connector



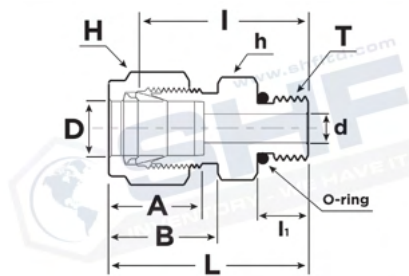
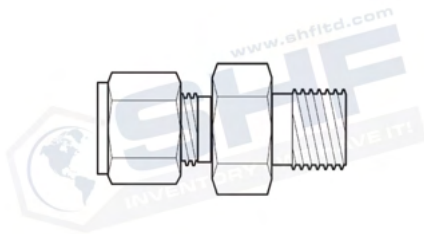
CONNECTS FRACTIONAL TUBE TO FEMALE NPT THREAD											
PART NO	Tube OD D (INCH)	T (NPT)	d MIN	WIDTH ACROSS FLAT		A	B	I	I ₁	L	O-RING UNIFORM SIZE
				h (INCH)	H (INCH)						
SOPC-02-02N	1/8	1/8	2.28	3/4	7/16	12.70	15.24	26.16	7.11	32.76	-111
SOPC-04-02N	1/4	1/8	4.82	3/4	9/16	15.24	17.78	27.68	7.11	35.05	-111
SOPC-04-04N	1/4	1/4	4.82	15/16	9/16	15.24	17.78	30.98	9.65	38.35	-113
SOPC-06-04N	3/8	1/4	7.11	15/16	11/16	16.76	19.30	32.51	9.65	39.87	-113
SOPC-06-06N	3/8	3/8	7.11	1-1/8	11/16	16.76	19.30	34.03	10.41	41.40	-116
SOPC-06-08N	3/8	1/2	7.11	1-5/16	11/16	16.76	19.30	39.62	13.46	46.99	-212
SOPC-08-08N	1/2	1/2	10.41	1-5/16	7/8	22.86	21.84	39.62	13.46	49.78	-212

SOSC - O-Seal Straight Thread Connector



CONNECTS FRACTIONAL TUBE TO FEMALE STRAIGHT THREAD											
PART NO	Tube OD D (INCH)	STRAIGHT THREAD T (U)	d MIN	WIDTH ACROSS FLAT		A	B	I	I ₁	L	O-RING UNIFORM SIZE
				h (INCH)	H (INCH)						
SOSC-02-02U	1/8	5/16-24	2.28	9/16	7/16	12.70	15.24	26.16	8.63	32.76	-011
SOSC-03-03U	3/16	3/8-24	3.05	5/8	1/2	13.71	16.00	27.68	9.65	34.29	-012
SOSC-04-04U	1/4	7/16-20	4.82	3/4	9/16	15.24	17.78	30.98	10.41	38.35	-111
SOSC-05-05U	5/16	1/2-20	6.35	7/8	5/8	16.25	18.54	33.27	11.17	40.64	-112
SOSC-06-06U	3/8	9/16-18	7.11	15/16	11/16	16.76	19.30	35.05	11.93	42.41	-114
SOSC-08-08U	1/2	3/4-16	10.41	1-1/8	7/8	22.86	21.84	35.81	11.93	45.97	-116
SOSC-12-12U	3/4	1-1/16-12	15.75	1-1/2	1-1/8	24.38	21.84	42.16	14.22	52.32	-215
SOSC-16-16U	1	1-5/16-12	22.35	1-3/4	1-1/2	31.24	26.41	45.97	14.22	58.16	-219

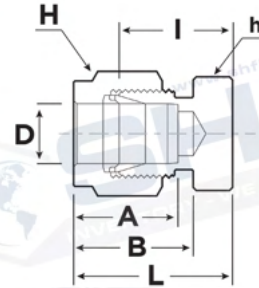
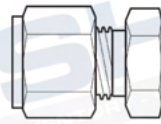
SSMC - SAE / MS Male Connector Tube Compression X MORB



CONNECTS FRACTIONAL TUBE TO SAE/MS STRAIGHT THREAD BOSS											
PART NO	Tube OD D (INCH)	STRAIGHT THREAD T (U)	d MIN	WIDTH ACROSS FLAT		A	B	I	I ₁	L	O-RING UNIFORM SIZE
				h (INCH)	H (INCH)						
SSMC-02-02U	1/8	5/16-24	2.28	7/16	7/16	12.70	15.24	23.36	7.62	29.97	3-902
SSMC-04-04U	1/4	7/16-20	4.82	9/16	9/16	15.24	17.78	26.67	9.14	34.03	3-904
SSMC-04-06U	1/4	9/16-18	4.82	11/16	9/16	15.24	17.78	28.19	9.90	35.56	3-906
SSMC-04-08U	1/4	3/4-16	4.82	7/8	9/16	15.24	17.78	30.22	11.17	37.59	3-908
SSMC-04-10U	1/4	7/8-14	4.82	1	9/16	15.24	17.78	33.27	12.70	40.64	3-910
SSMC-05-05U	5/16	1/2-20	6.35	5/8	5/8	16.25	18.54	27.43	9.14	34.79	3-905
SSMC-06-04U	3/8	7/16-20	5.08	5/8	11/16	16.76	19.30	28.19	9.14	35.56	3-904
SSMC-06-06U	3/8	9/16-18	7.11	11/16	11/16	16.76	19.30	29.71	9.90	37.08	3-906
SSMC-06-08U	3/8	3/4-16	7.11	7/8	11/16	16.76	19.30	31.75	11.17	39.11	3-908
SSMC-06-10U	3/8	7/8-14	7.11	1	11/16	16.76	19.30	34.79	12.70	42.16	3-910
SSMC-08-06U	1/2	9/16-18	7.11	13/16	7/8	22.86	21.84	28.95	9.90	39.11	3-906
SSMC-08-08U	1/2	3/4-16	10.41	7/8	7/8	22.86	21.84	31.75	11.17	41.91	3-908
SSMC-08-10U	1/2	7/8-14	10.41	1	7/8	22.86	21.84	34.79	12.70	44.95	3-910
SSMC-08-12U	1/2	1 1/16-12	10.41	1-1/4	7/8	22.86	21.84	38.86	14.98	49.02	3-912
SSMC-10-08U	5/8	3/4-16	10.66	15/16	1	24.38	21.84	31.75	11.17	41.91	3-908
SSMC-10-10U	5/8	7/8-14	12.70	1	1	24.38	21.84	35.05	12.70	45.21	3-910
SSMC-12-08U	3/4	3/4-16	10.66	1-1/16	1-1/8	24.38	21.84	35.81	11.17	45.97	3-908
SSMC-12-12U	3/4	1 1/16-12	15.74	1-1/4	1-1/8	24.38	21.84	38.86	14.98	49.02	3-912
SSMC-14-14U	7/8	1 3/16-12	18.28	1-3/8	1-1/4	25.90	21.84	38.86	14.98	49.02	3-914
SSMC-16-12U	1	1 1/16-12	16.76	1-3/8	1-1/2	31.24	26.41	41.14	14.98	53.34	3-912
SSMC-16-16U	1	1 5/16-12	22.35	1-1/2	1-1/2	31.24	26.41	42.16	14.98	54.35	3-916
SSMC-20-20U	1 1/4	1 5/8-12	-	-	-	-	-	-	-	-	-
SSMC-24-24U	1 1/2	1 7/8-12	-	-	-	-	-	-	-	-	-
SSMC-32-32U	2	2 1/2-12	-	-	-	-	-	-	-	-	-

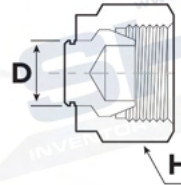
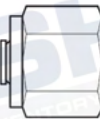


SC - Cap



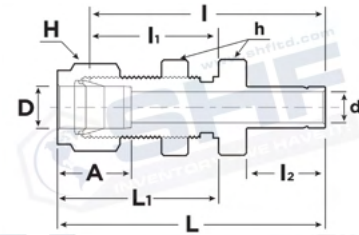
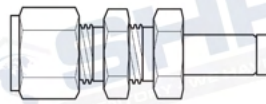
PART NO	Tube OD D (INCH)	CONNECTS CAP END OF FRACTIONAL TUBES					
		WIDTH ACROSS FLAT (INCH)		A	B	I	L
		h	H				
SC-01	1/16	5/16	5/16	8.63	10.92	11.20	14.98
SC-02	1/8	7/16	7/16	12.70	15.24	13.46	20.06
SC-03	3/16	7/16	1/2	13.71	16.00	14.73	21.33
SC-04	1/4	1/2	9/16	15.24	17.78	16.00	23.36
SC-05	5/16	9/16	5/8	16.25	18.54	17.01	24.38
SC-06	3/8	5/8	11/16	16.76	19.30	18.28	25.65
SC-08	1/2	13/16	7/8	22.86	21.84	19.05	29.21
SC-10	5/8	15/16	1	24.38	21.84	19.81	29.97
SC-12	3/4	1-1/16	1-1/8	24.38	21.84	23.33	33.49
SC-14	7/8	1-3/16	1-1/4	25.90	21.84	23.87	34.03
SC-16	1	1-3/8	1-1/2	31.24	26.41	26.16	38.35
SC-20	1 1/4	-	-	-	-	-	-
SC-24	1 1/2	-	-	-	-	-	-

SP - Plug



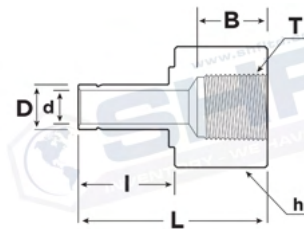
PART NO	Tube OD D (INCH)	PLUGS UNUSED PORT OF FRACTIONAL FITTINGS	
		WIDTH ACROSS FLAT H (INCH)	
SP-02	1/8	7/16	
SP-03	3/16	1/2	
SP-04	1/4	9/16	
SP-05	5/16	5/8	
SP-06	3/8	11/16	
SP-08	1/2	7/8	
SP-10	5/8	1	
SP-12	3/4	1-1/8	
SP-14	7/8	1-1/4	
SP-16	1	1-1/2	
SP-20	1 1/4	-	
SP-24	1 1/2	-	

SBR - Bulkhead Reducer



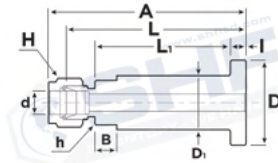
CONNECTS FRACTIONAL TUBES TO FRACTIONAL SUPERLOK PORT												
PART NO	TUBE OD D (INCH)	d MIN	WIDTH ACROSS FLAT (INCH)		A	I	I ₁	I ₂	L	L ₁	PANEL HOLE DRILL SIZE	PANEL MAX THICKNESS
			h	H								
SRB-02-02	1/8	2.10	1/2	7/16	12.70	42.92	24.63	13.46	49.53	31.24	8.33	12.70
SRB-04-04	1/4	4.45	5/8	9/16	15.24	48.51	26.16	15.74	55.88	33.52	11.50	10.16
SRB-06-06	3/8	6.92	3/4	11/16	16.76	53.84	29.46	17.52	61.21	36.83	14.68	11.17
SRB-08-08	1/2	9.42	15/16	7/8	22.86	62.73	31.75	23.11	72.89	41.91	19.44	12.70
SRB-10-10	5/8	12.0	1-1/16	1	24.38	65.02	32.51	24.70	75.18	42.67	22.62	12.70
SRB-16-16	1	20.4	1-5/8	1-1/2	31.24	88.13	45.21	31.70	100.33	57.40	33.73	19.05

SFA - Female Adapter



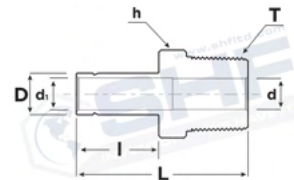
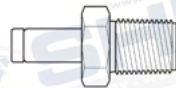
CONNECTS FRACTIONAL SUPERLOK PORT TO MALE NPT THREAD						
PART NO	Tube OD D (INCH)	T* (NPT)	d MIN	WIDTH ACROSS FLAT, h (INCH)	I	L
SFA-02-02N	1/8	1/8	2.10	9/16	13.45	31.50
SFA-02-04N	1/8	1/4	2.10	3/4	13.45	35.30
SFA-03-02N	3/16	1/8	3.04	9/16	14.20	32.00
SFA-03-04N	3/16	1/4	3.04	3/4	14.20	35.81
SFA-04-02N	1/4	1/8	4.40	9/16	15.75	33.02
SFA-04-04N	1/4	1/4	4.40	3/4	15.75	37.10
SFA-04-06N	1/4	3/8	4.40	7/8	15.75	39.37
SFA-04-08N	1/4	1/2	4.40	1-1/16	15.75	45.50
SFA-05-02N	5/16	1/8	5.60	9/16	16.80	34.29
SFA-05-04N	5/16	1/4	5.60	3/4	16.80	37.59
SFA-06-02N	3/8	1/8	6.90	9/16	17.50	34.29
SFA-06-04N	3/8	1/4	6.90	3/4	17.50	38.10
SFA-06-06N	3/8	3/8	6.90	7/8	17.50	40.38
SFA-06-08N	3/8	1/2	6.90	1-1/16	17.50	46.73
SFA-08-04N	1/2	1/4	9.40	3/4	23.20	43.43
SFA-08-06N	1/2	3/8	9.40	7/8	23.20	45.46
SFA-08-08N	1/2	1/2	9.40	1-1/16	23.20	51.80
SFA-10-06N	5/8	3/8	12.00	7/8	24.70	48.26
SFA-10-08N	5/8	1/2	12.00	1-1/16	24.70	53.08
SFA-12-08N	3/4	1/2	14.80	1-1/16	24.70	52.83
SFA-12-12N	3/4	3/4	14.80	1-5/16	24.70	54.86
SFA-12-16N	3/4	1	14.80	1-5/8	24.70	58.42
SFA-14-12N	7/8	3/4	17.27	1-5/16	26.70	57.15
SFA-16-12N	1	3/4	20.40	1-5/16	31.70	60.70
SFA-16-16N	1	1	20.40	1-5/8	31.70	64.26

SFTC - Flange Lapped Tubes Connector



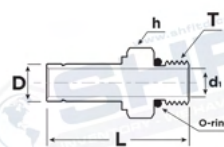
PART NO	TUBE SIZE (INCH)	FLANGE SEAT	CONNECTS FRACTIONAL TUBES									
			A	B	L ₁	L	I	h (INCH)	H (INCH)	D	D ₁	d MIN
SFTC-04-SM	1/4	SM	80.8	8.9	56.5	74.9	6.5	11/16	9/16	34.5	21.1	4.8
SFTC-04-SR	1/4	SR	80.8	8.9	56.5	74.9	6.5	11/16	9/16	34.5	21.1	4.8
SFTC-06-SM	3/8	SM	82.3	8.9	56.5	74.9	6.5	11/16	11/16	34.5	21.1	7.1
SFTC-06-SR	3/8	SR	82.3	8.9	56.5	74.9	6.5	11/16	11/16	34.5	21.1	7.1
SFTC-08-SM	1/2	SM	85.1	8.9	56.5	74.9	6.5	3/4	7/8	34.5	21.1	10.4
SFTC-08-SR	1/2	SR	85.1	8.9	56.5	74.9	6.5	3/4	7/8	34.5	21.1	10.4

SMA - Male Adapter



PART NO	Tube OD D (INCH)	T (NPT)	d MIN	d ₁	CONNECTS FRACTIONAL SUPERLOK PORT TO FEMALE NPT THREAD		
					WIDTH SCROSS FLAT h (INCH)	I	L
SMA-02-02N	1/8	1/8	4.82	2.10	7/16	13.45	29.50
SMA-02-04N	1/8	1/4	7.11	2.10	9/16	13.45	34.80
SMA-03-02N	3/16	1/8	4.82	3.04	7/16	14.20	30.22
SMA-03-04N	3/16	1/4	7.11	3.04	9/16	14.20	35.56
SMA-04-02N	1/4	1/8	4.40	4.40	7/16	15.75	31.80
SMA-04-04N	1/4	1/4	4.40	4.40	9/16	15.75	37.08
SMA-04-06N	1/4	3/8	4.40	4.40	11/16	15.75	37.84
SMA-04-08N	1/4	1/2	4.40	4.40	7/8	15.75	43.43
SMA-05-02N	5/16	1/8	4.82	5.60	7/16	16.80	32.76
SMA-05-04N	5/16	1/4	6.35	5.60	9/16	16.80	38.10
SMA-06-02N	3/8	1/8	4.82	6.90	7/16	17.50	33.50
SMA-06-04N	3/8	1/4	6.90	6.90	9/16	17.50	38.90
SMA-06-06N	3/8	3/8	6.90	6.90	11/16	17.50	39.60
SMA-06-08N	3/8	1/2	6.90	6.90	7/8	17.50	45.20
SMA-08-04N	1/2	1/4	7.11	9.40	9/16	23.20	44.50
SMA-08-06N	1/2	3/8	9.40	9.40	11/16	23.20	45.20
SMA-08-08N	1/2	1/2	9.40	9.40	7/8	23.20	50.80
SMA-10-06N	5/8	3/8	9.90	12.00	11/16	24.70	47.40
SMA-10-08N	5/8	1/2	12.00	12.00	7/8	24.70	52.30
SMA-10-12N	5/8	3/4	14.98	12.00	1-1/16	24.70	52.30
SMA-12-08N	3/4	1/2	11.94	14.80	7/8	24.70	52.30
SMA-12-12N	3/4	3/4	14.80	14.80	1-1/16	24.70	52.30
SMA-12-16N	3/4	1	20.32	14.80	1-3/8	24.70	57.91
SMA-14-12N	7/8	3/4	14.98	17.27	1-1/16	26.70	54.30
SMA-16-12N	1	3/4	15.74	20.40	1-1/16	31.70	58.70
SMA-16-16N	1	1	20.32	20.40	1-3/8	31.70	66.00
SMA-20-20N	1 1/4	1 1/4	-	-	-	-	-
SMA-24-24N	1 1/2	1 1/2	-	-	-	-	-

SSMA - Non-Positionable SAE / MS Male Connector
Tube Adapter x MORB



CONNECTS FRACTIONAL TUBE TO SAE/MS STRAIGHT THREAD BOSS						
PART NO	Tube OD D (INCH)	STRAIGHT THREAD T (U)	d MIN	h (INCH)	L	O-RING UNIFORM SIZE
SSMA-04-04U	1/4	7/16-20	0.17	9/16	1.39	3-904
SSMA-04-06U	1/4	9/16-18	-	11/16	-	3-906
SSMA-06-04U	3/8	7/16-20	0.20	9/16	1.46	3-904
SSMA-06-06U	3/8	9/16-18	0.27	11/16	1.52	3-906
SSMA-08-08U	1/2	3/4-16	0.37	7/8	1.82	3-908
SSMA-10-08U	5/8	3/4-16	-	7/8	-	3-908
SSMA-12-12U	3/4	1 1/16-12	0.58	1 1/4	2.10	3-912
SSMA-16-16U	1	1 5/16-12	0.80	1 1/2	2.41	3-916
SSMA-20-20U	1 1/4	1 5/8-12	1.02	1 7/8	2.81	-
SSMA-24-24U	1 1/2	1 7/8-12	1.25	2 1/8	3.28	-

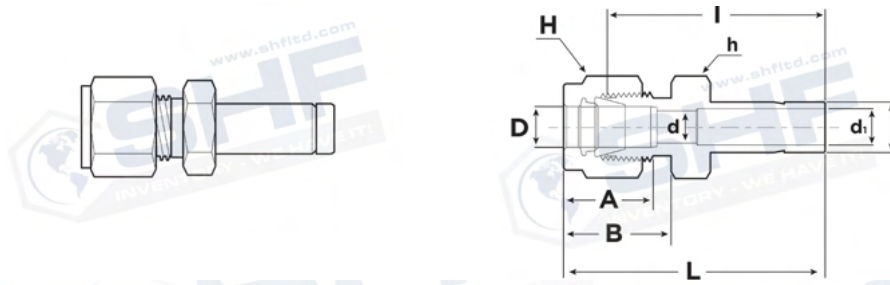
SPC - Port Connector



CONNECTS FRACTIONAL SUPERLOK PORTS					
PART NO	Tube O.D. D (inch)	d MIN	E	I	L
SPC-02	1/8	2.1	6.09	15.75	22.35
SPC-04	1/4	4.4	9.39	18.79	24.63
SPC-05	5/16	5.6	10.92	20.06	25.90
SPC-06	3/8	6.9	12.70	20.32	26.16
SPC-08	1/2	9.4	15.74	25.90	35.81
SPC-12	3/4	14.8	22.09	27.68	37.33
SPC-16	1	20.4	28.44	34.54	48.00

CONNECTS METRIC SUPERLOK PORTS					
PART NO	Tube O.D. D (inch)	d MIN	E	I	L
SPC-03M	3	1.9	6.0	15.7	22.2
SPC-06M	6	4.1	9.0	18.7	24.6
SPC-08M	8	5.6	11.0	20.0	25.9
SPC-10M	10	7.1	13.1	20.2	26.1
SPC-12M	12	8.8	15.0	26.0	35.8
SPC-16M	16	12.0	19.0	27.6	37.4

SR - Reducer



PART NO	TUBE OD (INCH)		d MIN	d ₁ MIN	WIDTH ACROSS FLAT		A	B	I	L
	D	D ₁			h (INCH)	H (INCH)				
	SR-02-01	1/8			1/16	2.28				
SR-02-02	1/8	1/8	2.28	2.1	7/16	7/16	12.70	15.24	26.92	33.52
SR-02-03	1/8	3/16	2.28	3.0	7/16	7/16	12.70	15.24	27.68	34.29
SR-02-04	1/8	1/4	2.28	4.4	7/16	7/16	12.70	15.24	29.46	36.06
SR-02-06	1/8	3/8	2.28	6.9	7/16	7/16	12.70	15.24	30.98	37.59
SR-02-08	1/8	1/2	2.28	9.4	9/16	7/16	12.70	15.24	37.59	44.19
SR-03-02	3/16	1/8	3.04	2.1	7/16	1/2	13.71	16.00	28.19	34.79
SR-03-04	3/16	1/4	3.04	4.4	7/16	1/2	13.71	16.00	30.48	37.08
SR-04-02	1/4	1/8	4.83	2.1	1/2	9/16	15.24	17.78	29.46	36.83
SR-04-03	1/4	3/16	4.83	3.0	1/2	9/16	15.24	17.78	30.22	37.59
SR-04-04	1/4	1/4	4.83	4.4	1/2	9/16	15.24	17.78	31.75	39.11
SR-04-05	1/4	5/16	4.83	5.6	1/2	9/16	15.24	17.78	32.51	39.87
SR-04-06	1/4	3/8	4.83	6.9	1/2	9/16	15.24	17.78	33.27	40.64
SR-04-08	1/4	1/2	4.83	9.4	9/16	9/16	15.24	17.78	38.86	46.22
SR-04-10	1/4	5/8	4.83	12.0	11/16	9/16	15.24	17.78	40.64	48.00
SR-04-12	1/4	3/4	4.83	14.8	13/16	9/16	15.24	17.78	41.40	47.75
SR-05-06	5/16	3/8	6.35	6.9	9/16	5/8	16.25	18.54	34.54	41.91
SR-05-08	5/16	1/2	6.35	9.4	9/16	5/8	16.25	18.54	40.13	47.49
SR-06-04	3/8	1/4	7.11	4.4	5/8	11/16	16.76	19.30	34.03	41.40
SR-06-06	3/8	3/8	7.11	6.9	5/8	11/16	16.76	19.30	35.81	43.18
SR-06-08	3/8	1/2	7.11	9.4	5/8	11/16	16.76	19.30	41.14	48.51
SR-06-10	3/8	5/8	7.11	12.0	11/16	11/16	16.76	19.30	42.92	50.29
SR-06-12	3/8	3/4	7.11	14.8	13/16	11/16	16.76	19.30	42.92	50.29
SR-08-04	1/2	1/4	10.41	4.4	13/16	7/8	22.86	21.84	34.79	44.95
SR-08-06	1/2	3/8	10.41	6.9	13/16	7/8	22.86	21.84	36.57	46.73
SR-08-08	1/2	1/2	10.41	9.4	13/16	7/8	22.86	21.84	42.16	52.32
SR-08-10	1/2	5/8	10.41	12.0	13/16	7/8	22.86	21.84	43.68	53.84
SR-08-12	1/2	3/4	10.41	14.8	13/16	7/8	22.86	21.84	43.68	53.84
SR-08-16	1/2	1	10.41	20.4	1-1/16	7/8	22.86	21.84	50.03	60.19
SR-10-12	5/8	3/4	12.70	14.8	15/16	1	24.38	21.84	44.45	54.61
SR-10-14	5/8	7/8	12.70	17.0	15/16	1	24.38	21.84	45.97	56.13
SR-10-16	5/8	1	12.70	20.4	1-1/16	1	24.38	21.84	50.80	60.96
SR-12-08	3/4	1/2	15.74	9.4	1-1/16	1-1/8	24.38	21.84	44.45	54.61
SR-12-16	3/4	1	15.74	20.4	1-1/16	1-1/8	24.38	21.84	52.32	62.48
SR-16-08	1	1/2	-	-	-	-	-	-	-	-
SR-16-12	1	3/4	-	-	-	-	-	-	-	-
SR-16-20	1	1 1/4	-	-	-	-	-	-	-	-
SR-16-24	1	1 1/2	-	-	-	-	-	-	-	-
SR-20-24	1 1/4	1 1/2	-	-	-	-	-	-	-	-

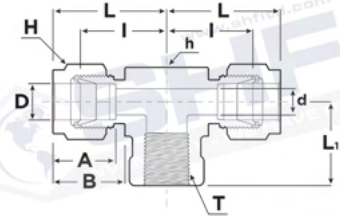
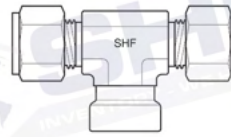
SRPC - Reducing Port Connector



CONNECTS FRACTIONAL SUPERLOK PORT TO MALE AN							
PART NO	TUBE OD D _t (INCH)	REDUCED TUBE OD D (INCH)	d	E	I	h	L
SRPC-02-01	1/8	1/16	0.76	6.09	8.63	2.03	17.27
SRPC-04-01	1/4	1/16	0.76	9.39	8.63	3.55	18.03
SRPC-04-02	1/4	1/8	2.10	9.39	13.46	3.30	22.60
SRPC-06-02	3/8	1/8	2.10	12.70	13.46	3.81	23.11
SRPC-06-04	3/8	1/4	4.40	12.70	15.74	3.30	24.89
SRPC-08-04	1/2	1/4	4.40	15.74	15.74	3.81	29.21
SRPC-08-06	1/2	3/8	6.90	15.74	17.52	3.30	30.48
SRPC-12-08	3/4	1/2	9.40	22.09	24.38	3.81	37.84
SRPC-16-08	1	1/2	9.40	28.44	24.38	4.82	42.67
SRPC-16-12	1	3/4	14.80	28.44	25.90	4.06	43.43



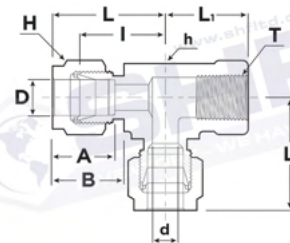
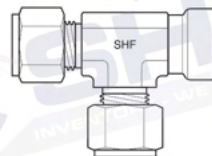
SFBT - Female Branch Tee



PART NO	TUBE OD D (INCH)	T* (NPT)	d MIN	WIDTH ACROSS FLAT		A	B	I	L	L1
				h (INCH)	H (INCH)					
				SFBT-02-02N	1/8					
SFBT-04-02N	1/4	1/8	4.82	1/2	9/16	15.24	17.78	19.55	26.92	19.05
SFBT-04-04N	1/4	1/4	4.82	11/16	9/16	15.24	17.78	22.35	29.71	22.35
SFBT-06-04N	3/8	1/4	7.11	11/16	11/16	16.76	19.30	23.87	31.24	22.35
SFBT-06-06N	3/8	3/8	7.11	13/16	11/16	16.76	19.30	25.90	33.27	22.35
SFBT-06-08N	3/8	1/2	7.11	1	11/16	16.76	19.30	28.70	36.07	28.45
SFBT-08-04N	1/2	1/4	10.41	13/16	7/8	22.86	21.84	25.90	36.06	22.35
SFBT-08-06N	1/2	3/8	10.41	13/16	7/8	22.86	21.84	25.90	36.06	22.35
SFBT-08-08N	1/2	1/2	10.41	1	7/8	22.86	21.84	28.70	38.86	28.44
SFBT-10-08N	5/8	1/2	12.70	1	1	24.38	21.84	28.70	38.86	28.44
SFBT-12-12N	3/4	3/4	15.74	1-3/8	1-1/8	24.38	21.84	34.54	44.70	31.75
SFBT-16-12N	1	3/4	22.35	1-3/8	1-1/2	31.24	26.41	36.83	49.02	31.75
SFBT-16-16N	1	1	22.35	1-11/16	1-1/2	31.24	26.41	41.40	53.59	38.10

6

SFRT - Female Run Tee



PART NO	TUBE OD D (INCH)	T* (NPT)	d MIN	WIDTH ACROSS FLAT		A	B	I	L	L1
				h (INCH)	H (INCH)					
				SFRT-02-02N	1/8					
SFRT-04-02N	1/4	1/8	4.82	1/2	9/16	15.24	17.78	19.55	26.92	19.05
SFRT-04-04N	1/4	1/4	4.82	11/16	9/16	15.24	17.78	22.35	29.71	22.35
SFRT-06-04N	3/8	1/4	7.11	11/16	11/16	16.76	19.30	23.87	31.24	22.35
SFRT-06-06N	3/8	3/8	-	13/16	11/16	-	-	-	-	-
SFRT-08-06N	1/2	3/8	10.41	13/16	7/8	22.86	21.84	25.90	36.06	22.35
SFRT-08-08N	1/2	1/2	10.41	1	7/8	22.86	21.84	28.70	39.87	28.44
SFRT-12-12N	3/4	3/4	15.74	1-3/8	1-1/8	24.38	21.84	34.54	44.70	31.75
SFRT-16-12N	1	3/4	22.35	1-3/8	1-1/2	31.24	26.41	36.83	49.02	31.75
SFRT-16-16N	1	1	22.35	1-11/16	1-1/2	31.24	26.41	41.40	53.59	38.10

SMBT - Male Branch Tee



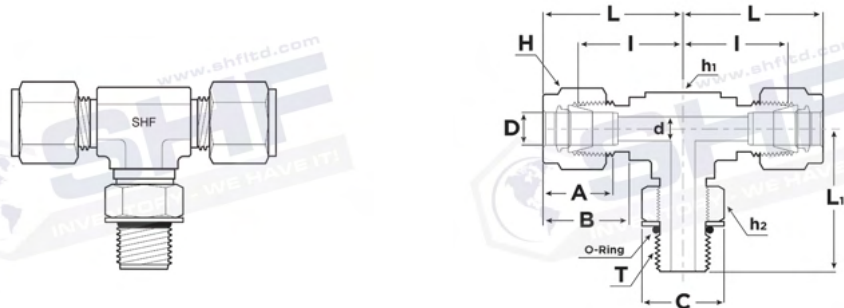
CONNECTS FRACTIONAL TUBES TO FEMALE NPT THREAD										
PART NO	TUBE OD D (INCH)	T* (NPT)	d MIN	WIDTH ACROSS FLAT		A	B	I	L	L1
				h (INCH)	H (INCH)					
SMBT-02-02N	1/8	1/8	2.28	1/2	7/16	12.70	15.24	18.30	24.91	18.90
SMBT-02-04N	1/8	1/4	2.28	1/2	7/16	12.70	15.24	18.03	24.63	23.36
SMBT-03-02N	3/16	1/8	3.04	1/2	1/2	13.71	16.00	17.78	25.40	18.79
SMBT-04-02N	1/4	1/8	4.82	1/2	9/16	15.24	17.78	19.55	26.92	18.79
SMBT-04-04N	1/4	1/4	4.82	1/2	9/16	15.24	17.78	19.55	26.92	23.36
SMBT-05-02N	5/16	1/8	4.82	5/8	5/8	16.25	18.54	22.35	29.71	20.82
SMBT-06-04N	3/8	1/4	7.11	5/8	11/16	16.76	19.30	23.11	30.48	25.40
SMBT-06-06N	3/8	3/8	7.11	5/8	11/16	16.76	19.30	23.10	30.48	28.19
SMBT-08-06N	1/2	3/8	9.65	13/16	7/8	22.86	21.84	25.90	36.06	28.19
SMBT-08-08N	1/2	1/2	10.41	13/16	7/8	22.86	21.84	25.90	36.06	33.02
SMBT-10-08N	5/8	1/2	11.93	1	1	24.38	21.84	28.70	38.86	35.81
SMBT-12-12N	3/4	3/4	15.74	1-1/16	1-1/8	24.38	21.84	29.71	39.87	36.83
SMBT-16-16N	1	1	-	-	-	-	-	-	-	-

SMRT - Male Run Tee



CONNECTS FRACTIONAL TUBES TO FEMALE NPT THREAD										
PART NO	TUBE OD D (INCH)	T* (NPT)	d MIN	WIDTH ACROSS FLAT		A	B	I	L	L1
				h (INCH)	H (INCH)					
SMRT-02-02N	1/8	1/8	2.28	1/2	7/16	12.70	15.24	18.30	24.91	18.90
SMRT-02-04N	1/8	1/4	2.28	1/2	7/16	12.70	15.24	18.03	24.63	23.36
SMRT-03-02N	3/16	1/8	3.04	1/2	1/2	13.71	16.00	17.78	25.40	18.79
SMRT-04-02N	1/4	1/8	4.82	1/2	9/16	15.24	17.78	19.55	26.92	18.79
SMRT-04-04N	1/4	1/4	4.82	1/2	9/16	15.24	17.78	19.55	26.92	23.36
SMRT-05-02N	5/16	1/8	4.82	5/8	5/8	16.25	18.54	22.35	29.71	20.82
SMRT-06-04N	3/8	1/4	7.11	5/8	11/16	16.76	19.30	23.11	30.48	25.40
SMRT-06-06N	3/8	3/8	7.11	5/8	11/16	16.76	19.30	23.10	30.48	28.19
SMRT-08-06N	1/2	3/8	9.65	13/16	7/8	22.86	21.84	25.90	36.06	28.19
SMRT-08-08N	1/2	1/2	10.41	13/16	7/8	22.86	21.84	25.90	36.06	33.02
SMRT-10-08N	5/8	1/2	11.93	1	1	24.38	21.84	28.70	38.86	35.81
SMRT-12-12N	3/4	3/4	15.74	1-1/16	1-1/8	24.38	21.84	29.71	39.87	36.83

SPMBT - Positionable Male Branch Tee



CONNECTS FRACTIONAL TUBE TO SAE/MS STRAIGHT THREAD BOSS

PART NO	TUBE OD D (INCH)	T (U)	d MIN	WIDTH ACROSS FLAT (INCH)			A	B	I	L	L ₁	C
				h ₁	h ₂	H						
SPMBT-04-04U	1/4	7/16-20	4.83	1/2	9/16	9/16	15.24	17.78	21.08	28.45	28.45	16.51
SPMBT-06-06U	3/8	9/16-18	7.11	5/8	11/16	11/16	16.76	19.30	24.64	32.00	32.26	20.07
SPMBT-08-08U	1/2	3/4-16	10.41	13/16	7/8	7/8	22.86	21.84	27.43	37.59	37.85	25.65
SPMBT-12-12U	3/4	1-1/16-12	15.75	1-1/16	1-1/4	1-1/8	24.38	21.84	31.24	41.40	48.77	36.58
SPMBT-16-16U	1	1-5/16-12	22.35	1-3/8	1-1/2	1-1/2	31.24	26.42	38.35	50.55	53.59	43.94
SPMBT-20-20U	1-1/4	1-5/8-12	27.69	1-11/16	1-7/8	1-7/8	41.15	38.86	45.72	67.82	58.17	54.86
SPMBT-24-24U	1-1/2	1-7/8-12	34.04	2	2-1/8	2-1/4	50.04	45.21	50.80	77.98	60.45	62.23
SPMBT-32-32U	2	2-1/2-12	45.97	2-3/4	2-3/4	3	67.56	62.74	69.85	107.19	71.63	80.26

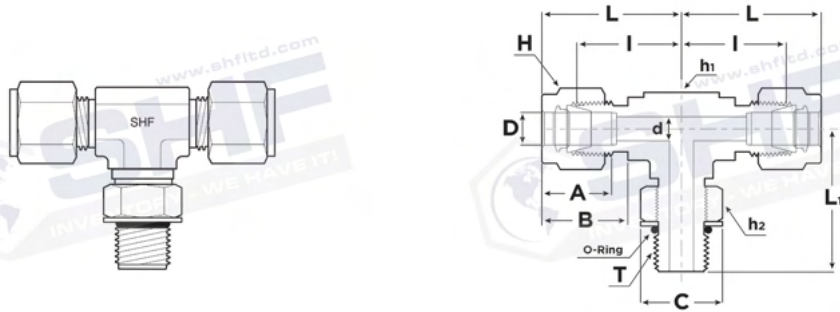
CONNECTS FRACTIONAL TUBE TO FEMALE ISO PARALLEL THREAD

PART NO	TUBE OD D (INCH)	T (PF)	d MIN	WIDTH ACROSS FLAT (INCH)			A	B	I	L	L ₁	C
				h ₁	h ₂	H						
SPMBT-04-02G	1/4	1/8	4.06	1/2	9/16	9/16	15.24	17.78	19.56	26.92	26.42	17.27
SPMBT-04-04G	1/4	1/4	4.83	5/8	3/4	9/16	15.24	17.78	21.59	28.96	32.26	22.86
SPMBT-06-04G	3/8	1/4	5.08	5/8	3/4	11/16	15.24	19.30	23.11	30.48	32.26	22.86
SPMBT-08-06G	3/8	3/8	7.87	13/16	7/8	7/8	22.86	21.84	25.91	36.07	37.08	26.42
SPMBT-08-08G	1/2	1/2	10.41	15/16	1-1/16	7/8	22.86	21.84	27.94	38.10	43.43	32.00
SPMBT-10-08G	5/8	1/2	11.94	15/16	1-1/16	1	24.38	21.84	27.94	38.10	43.43	32.00
SPMBT-12-08G	3/4	1/2	11.94	1-1/16	1-1/16	1-1/8	24.38	21.84	29.72	39.88	45.21	32.00
SPMBT-12-12G	3/4	3/4	15.75	1-1/16	1-3/8	1-1/8	24.38	21.84	29.72	39.88	48.77	41.15
SPMBT 16-16G	1	1	19.81	1-3/8	1-5/8	1-1/2	31.24	26.42	36.83	49.02	53.59	48.51

CONNECTS METRIC TUBE TO FEMALE ISO PARALLEL THREAD

PART NO	TUBE OD D (INCH)	T* (NPT)	d MIN	WIDTH ACROSS FLAT (INCH)			A	B	I	L	L ₁	C
				h ₁	h ₂	H						
SPMBT-06M-02G	6	1/8	4.0	1/2	9/16	14	15.3	17.7	19.6	27.0	26.4	17.3
SPMBT-06M-04G	6	1/4	4.8	5/8	3/4	14	15.3	17.7	21.6	29.0	32.3	22.9
SPMBT-08M-02G	8	1/8	4.0	9/16	9/16	16	16.2	18.6	21.3	28.8	27.4	17.3
SPMBT-08M-04G	8	1/4	5.9	5/8	3/4	16	16.2	18.6	22.4	29.9	32.2	22.9
SPMBT-10M-04G	10	1/4	5.9	13/16	3/4	19	17.2	19.5	25.9	33.5	35.0	22.9
SPMBT-12M-06G	10	3/8	7.9	13/16	7/8	22	22.8	22.0	25.9	36.0	37.1	26.4
SPMBT-12M-08G	12	1/4	9.5	15/16	1-1/16	22	22.8	22.0	27.9	38.0	35.0	32.0

SPMRT - Positionable Male Run Tee



CONNECTS FRACTIONAL TUBE TO SAE/MS STRAIGHT THREAD BOSS

PART NO	TUBE OD D (INCH)	T (U)	d MIN	WIDTH ACROSS FLAT (INCH)			A	B	I	L	L ₁	C
				h ₁	h ₂	H						
SPMRT-04-04U	1/4	7/16-20	4.83	1/2	9/16	9/16	15.24	17.78	21.08	28.45	28.45	16.51
SPMRT-06-06U	3/8	9/16-18	7.11	5/8	11/16	11/16	16.76	19.30	24.64	32.00	32.26	20.07
SPMRT-08-08U	1/2	3/4-16	10.41	13/16	7/8	7/8	22.86	21.84	27.43	37.59	37.85	25.65
SPMRT-12-12U	3/4	1-1/16-12	15.75	1-1/16	1-1/4	1-1/8	24.38	21.84	31.24	41.40	48.77	36.58
SPMRT-16-16U	1	1-5/16-12	22.35	1-3/8	1-1/2	1-1/2	31.24	26.42	38.35	50.55	53.59	43.94
SPMRT-20-20U	1-1/4	1-5/8-12	27.69	1-11/16	1-7/8	1-7/8	41.15	38.86	45.72	67.82	58.17	54.86
SPMRT-24-24U	1-1/2	1-7/8-12	34.04	2	2-1/8	2-1/4	50.04	45.21	50.80	77.98	60.45	62.23
SPMRT-32-32U	2	2-1/2-12	45.97	2-3/4	2-3/4	3	67.56	62.74	69.85	107.19	71.63	80.26

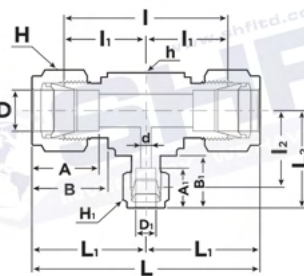
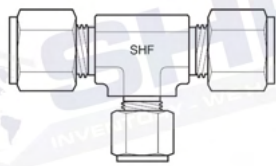
CONNECTS FRACTIONAL TUBE TO FEMALE ISO PARALLEL THREAD

PART NO	TUBE OD D (INCH)	T* (NPT)	d MIN	WIDTH ACROSS FLAT (INCH)			A	B	I	L	L ₁	C
				h ₁	h ₂	H						
SPMRT-04-02G	1/4	1/8	4.06	1/2	9/16	9/16	15.24	17.78	19.56	26.92	26.42	17.27
SPMRT-04-04G	1/4	1/4	4.83	5/8	3/4	9/16	15.24	17.78	21.59	28.96	32.26	22.86
SPMRT-06-04G	3/8	1/4	5.84	5/8	3/4	11/16	16.76	19.30	21.11	30.48	32.26	22.86
SPMRT-08-06G	1/4	3/8	7.87	13/16	7/8	7/8	22.86	21.84	25.91	36.07	37.08	26.42
SPMRT-08-08G	3/8	1/2	10.41	15/16	1-1/16	7/8	22.86	21.84	27.94	38.10	43.43	32.00
SPMRT-10-08G	1/2	1/2	11.94	15/16	1-1/16	1	24.38	21.84	27.94	38.10	43.43	32.00
SPMRT-12-08G	3/4	1/2	11.94	1-1/16	1-1/16	1-1/8	24.38	21.84	29.72	39.88	45.21	32.00
SPMRT-12-12G	3/4	3/4	15.75	1-1/16	1-3/8	1-1/8	24.38	21.84	29.72	39.88	48.77	41.15
SPMRT 16-16G	1	1	19.81	1-3/8	1-5/8	1-1/2	31.24	26.42	36.83	49.02	53.59	48.51

CONNECTS METRIC TUBE TO FEMALE ISO PARALLEL THREAD

PART NO	TUBE OD D (INCH)	T* (NPT)	d MIN	WIDTH ACROSS FLAT (INCH)			A	B	I	L	L ₁	C
				h ₁	h ₂	H						
SPMRT-06M-02G	6	1/8	4.0	1/2	9/16	14	15.3	17.7	19.6	27.0	26.4	17.3
SPMRT-06M-04G	6	1/4	4.8	5/8	3/4	14	15.3	17.7	21.6	29.0	32.2	22.9
SPMRT-08M-02G	8	1/8	4.0	9/16	9/16	16	16.2	18.6	21.3	28.8	27.4	17.3
SPMRT-08M-04G	8	1/4	6.4	5/8	3/4	16	16.2	18.6	22.4	29.9	32.2	22.9
SPMRT-10M-04G	10	1/4	5.9	13/16	3/4	19	17.2	19.5	25.9	33.5	35.0	22.9
SPMRT-12M-06G	10	3/8	7.9	13/16	7/8	22	22.8	22.0	25.9	36.0	37.1	26.4
SPMRT-12M-08G	12	1/2	9.5	15/16	1-1/16	22	22.8	22.0	27.9	38.0	43.4	22.9

SRUT - Reducing Union Tee



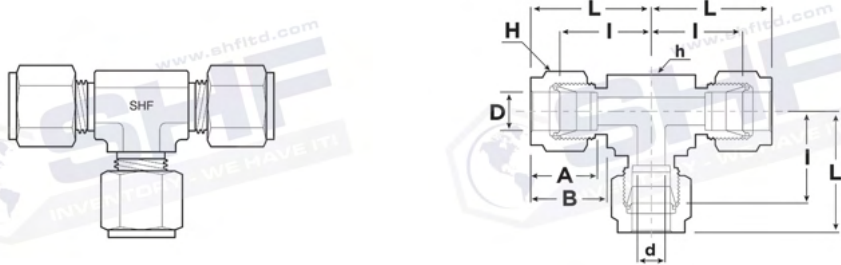
CONNECTS FRACTIONAL TUBE TO SAE/MS STRAIGHT THREAD BOSS

PART NO	TUBE OD (INCH)		d MIN	WIDTH ACROSS FLAT (INCH)			A	A ₁	B	B ₁	I	I ₁	I ₂	L	L ₁	L ₂
	D	D ₁		h	H	H ₁										
SRUT-06-06-04	3/8	1/4	4.82	5/8	11/16	9/16	16.76	15.24	19.30	17.78	46.22	23.11	21.59	60.96	30.48	28.95
SRUT-08-08-04	1/2	1/4	4.82	13/16	7/8	9/16	22.86	15.24	21.84	17.78	51.81	25.90	24.38	72.13	36.06	31.75
SRUT-08-08-06	1/2	3/8	7.11	13/16	7/8	11/16	22.86	16.76	21.84	19.30	51.81	25.90	25.9	72.13	36.06	33.27
SRUT-10-10-06	5/8	3/8	7.11	1	1	11/16	24.38	16.76	21.84	19.30	57.40	28.70	28.7	77.72	38.86	36.06
SRUT-12-12-06	3/4	3/8	7.11	11/16	11/8	11/16	24.38	16.76	21.84	19.30	59.43	29.71	29.71	79.75	39.87	37.08
SRUT-12-12-08	3/4	1/2	10.41	11/16	11/8	7/8	24.38	22.86	21.84	21.84	59.43	29.71	29.71	79.75	39.87	39.87
SRUT-16-16-06	1	3/8	7.11	13/8	11/2	11/16	31.24	16.76	26.41	19.30	73.66	36.83	34.54	98.04	49.02	41.91
SRUT-16-16-08	1	1/2	10.41	13/8	11/2	7/8	31.24	21.84	26.41	22.86	73.66	36.83	34.54	98.04	49.02	44.7
SRUT-16-16-12	1	3/4	15.74	13/8	11/2	11/8	31.24	24.38	26.41	21.84	73.66	36.83	34.54	98.04	49.02	44.7

6



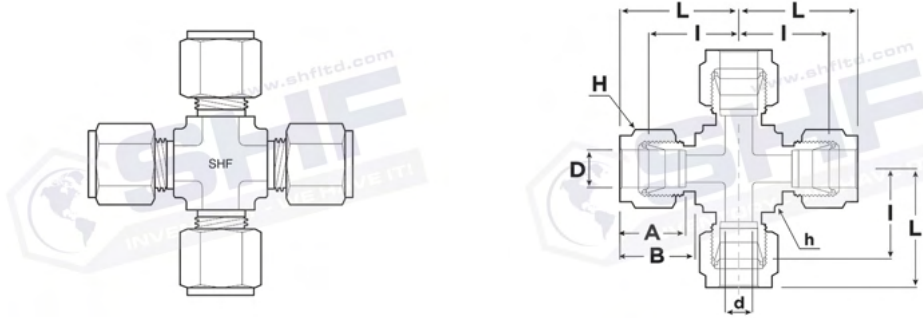
SUT - Union Tee



PART NO	TUBE OD D (INCH)	d MIN	WIDTH ACROSS FLAT (INCH)		A	B	I	L
			h	H				
			CONNECTS WITH FRACTIONAL TUBE					
SUT-01	1/16	1.27	3/8	5/16	8.63	10.92	14.00	18.03
SUT-02	1/8	2.28	3/8	7/16	12.70	15.24	15.80	22.35
SUT-03	3/16	3.04	1/2	1/2	13.71	16.00	18.54	25.14
SUT-04	1/4	4.82	1/2	9/16	15.24	17.78	20.10	27.40
SUT-05	5/16	6.35	5/8	5/8	16.25	18.54	22.35	29.71
SUT-06	3/8	7.11	5/8	11/16	16.76	19.30	23.11	30.48
SUT-08	1/2	10.41	13/16	7/8	22.86	21.84	25.90	36.06
SUT-10	5/8	12.70	1	1	24.38	21.84	28.70	38.86
SUT-12	3/4	15.74	1-1/16	1-1/8	24.38	21.84	29.71	39.87
SUT-14	7/8	18.28	1-3/8	1-1/4	25.90	21.84	34.54	44.70
SUT-16	1	22.35	1-3/8	1-1/2	31.24	26.41	36.83	49.02
SUT-20	1-1/4	27.69	1-11/16	1-7/8	41.15	38.86	44.45	66.55
SUT-24	1-1/2	34.04	2	2-1/4	50.04	45.21	50.80	77.98
SUT-32	2	45.97	2-3/4	3	67.56	62.74	69.85	107.19

PART NO	TUBE OD D (mm)	d MIN	WIDTH ACROSS FLAT (mm)		A	B	I	L
			h	H				
			CONNECTS WITH METRIC TUBE					
SUT-02M	2	1.7	9.5	12	12.9	15.3	15.7	22.3
SUT-03M	3	2.4	9.5	12	12.9	15.3	15.7	22.3
SUT-04M	4	2.4	12.7	12	13.7	16.1	18.8	25.4
SUT-06M	6	4.8	12.7	14	15.3	17.7	19.6	27.0
SUT-08M	8	6.4	15.9	16	16.2	18.6	22.4	29.9
SUT-10M	10	7.9	17.5	19	17.2	19.5	23.9	31.5
SUT-12M	12	9.5	20.6	22	22.8	22.0	25.9	36.0
SUT-15M	15	11.9	25.4	25	24.4	22.0	28.7	38.8
SUT-16M	16	12.7	25.4	25	24.4	22.0	28.7	38.8
SUT-18M	18	15.1	27.0	30	24.4	22.0	29.7	38.8
SUT-20M	20	15.9	34.9	32	26.0	22.0	34.5	44.6
SUT-22M	22	18.3	34.9	32	26.0	22.0	34.5	44.6
SUT-25M	25	21.8	34.9	38	31.3	26.5	36.8	49.1
SUT-28M	28	21.8	41	46	36.6	36.6	43.2	64.0
SUT-30M	30	26.2	46	50	39.6	39.2	48.3	69.9
SUT-32M	32	28.6	46	50	42.0	41.6	49.3	72.3
SUT-38M	38	33.7	55	60	49.4	47.9	56.4	84.0

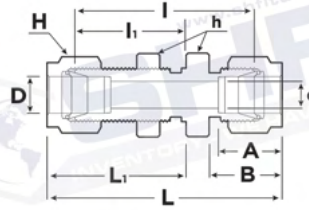
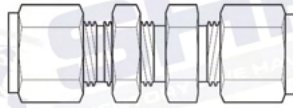
SUC - Union Cross



PART NO	TUBE OD D (INCH)	d MIN	CONNECTS WITH FRACTIONAL TUBE		A	B	I	L
			WIDTH ACROSS FLAT					
			h (INCH)	H (INCH)				
SUC-01	1/16	1.27	3/8	5/16	8.63	10.92	14.00	18.03
SUC-02	1/8	2.28	3/8	7/16	12.70	15.24	15.74	22.35
SUC-03	3/16	3.04	1/2	1/2	13.71	16.00	18.54	25.14
SUC-04	1/4	4.82	1/2	9/16	15.24	17.78	19.55	26.92
SUC-05	5/16	6.35	5/8	5/8	16.25	18.54	22.35	29.71
SUC-06	3/8	7.11	5/8	11/16	16.76	19.30	23.11	30.48
SUC-08	1/2	10.41	13/16	7/8	22.86	21.84	25.90	36.06
SUC-10	5/8	12.70	15/16	1	24.38	21.84	28.70	38.80
SUC-12	3/4	15.74	1-1/16	1-1/8	24.38	21.84	29.71	39.87
SUC-14	7/8	18.28	1-3/8	1-1/4	25.90	21.84	34.54	44.70
SUC-16	1	22.35	1-3/8	1-1/2	31.24	26.41	36.83	49.02

PART NO	TUBE OD D (mm)	d MIN	CONNECTS WITH METRIC TUBE		A	B	I	L
			WIDTH ACROSS FLAT					
			h (mm)	H (mm)				
SUC-03M	3	2.4	9.5	12	12.9	15.3	15.7	22.3
SUC-06M	6	4.8	12.7	14	15.3	17.7	19.6	27.0
SUC-08M	8	6.4	15.9	16	16.2	18.6	22.4	29.9
SUC-10M	10	7.9	20.6	19	17.2	19.5	25.9	33.5
SUC-12M	12	9.5	20.6	22	22.8	22.0	25.9	36.0
SUC-16M	16	12.7	23.8	25	24.4	22.0	26.9	37.0
SUC-18M	18	15.1	27.0	30	24.4	22.0	28.2	38.3
SUC-20M	20	15.9	34.9	32	26.0	22.0	34.5	44.6
SUC-25M	25	21.8	34.9	38	31.3	26.5	36.8	49.1

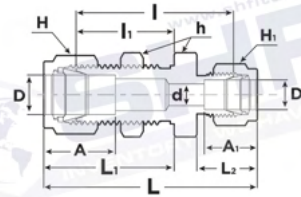
SBHU - Bulkhead Union



CONNECTS FRACTIONAL TUBE												
PART NO	TUBE OD D (INCH)	D MIN	WIDTH ACROSS FLAT		A	B	I	I ₁	L	L ₁	PANEL DRILL SIZE	PANEL MAX THICKNESS
			h (INCH)	H (INCH)								
SBHU-01	1/16	1.27	5/16	5/16	8.63	10.92	23.87	13.46	31.50	17.27	5.16	3.05
SBHU-02	1/8	2.28	1/2	7/16	12.70	15.24	38.10	24.63	51.30	31.24	8.33	12.70
SBHU-03	3/16	3.04	9/16	1/2	13.71	16.00	40.38	25.40	53.59	32.00	9.92	12.70
SBHU-04	1/4	4.82	5/8	9/16	15.24	17.78	42.92	26.16	57.65	33.52	11.50	10.16
SBHU-05	5/16	6.35	11/16	5/8	16.25	18.54	45.97	28.44	60.70	35.81	13.09	11.17
SBHU-06	3/8	7.11	3/4	11/16	16.76	19.30	47.49	29.46	62.23	36.83	14.68	11.17
SBHU-08	1/2	10.41	15/16	7/8	22.86	21.84	50.80	31.75	71.12	41.91	19.44	12.70
SBHU-10	5/8	12.70	1-1/16	1	24.38	21.84	52.32	32.51	72.64	42.67	22.62	12.70
SBHU-12	3/4	15.74	1-3/16	1-1/8	24.38	21.84	58.67	37.33	78.99	47.49	25.79	16.76
SBHU-14	7/8	18.28	1-3/8	1-1/4	25.90	21.84	64.26	42.92	84.58	53.08	28.97	19.05
SBHU-16	1	22.35	1-5/8	1-1/2	31.24	26.41	71.37	45.21	95.75	57.40	33.73	19.05

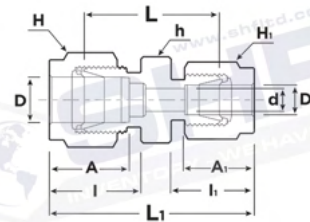
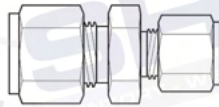
CONNECTS METRIC TUBE													
PART NO	TUBE OD D (mm)	D MIN	WIDTH ACROSS FLAT (mm)			A	B	I	I ₁	L	L ₁	PANEL DRILL SIZE	PANEL MAX THICKNESS
			h	hI*	H								
SBHU-03M	3	2.4	14	12.7	12	12.9	15.3	38.1	24.6	51.3	31.2	8.3	12.7
SBHU-04M	4	2.4	14	14.3	12	13.7	16.1	40.4	25.4	53.6	32.0	9.9	12.7
SBHU-06M	6	4.8	16	15.9	14	15.3	17.7	42.9	26.2	57.7	33.6	11.5	10.2
SBHU-08M	8	6.4	18	17.5	16	16.2	18.6	46.0	28.6	61.0	36.1	13.1	11.2
SBHU-10M	10	7.9	22	22.0	19	17.2	19.5	48.5	29.4	63.7	37.0	16.2	11.2
SBHU-12M	12	9.5	24	23.8	22	22.8	22.0	50.8	31.8	71.0	41.9	19.5	12.7
SBHU-15M	15	11.9	27	27.0	25	24.4	22.0	52.3	32.5	72.5	42.6	22.8	12.7
SBHU-16M	16	12.7	27	27.0	25	24.4	22.0	52.3	32.5	72.5	42.6	22.8	12.7
SBHU-18M	18	15.1	30	30.0	30	24.4	22.0	58.7	37.3	78.9	47.4	26.0	16.8
SBHU-20M	20	15.9	35	35.0	32	26.0	22.0	64.3	42.9	84.5	53.0	29.0	17
SBHU-22M	22	18.3	35	35.0	32	26.0	22.0	64.3	42.9	84.5	53.0	29.0	19.1
SBHU-25M	25	21.8	41.3	41.3	38	31.3	26.5	71.4	45.2	95.9	57.5	33.7	19.1

SBHRU - Bulkhead Reducing Union



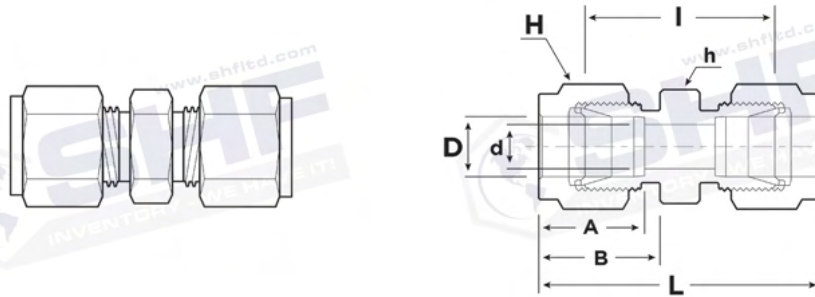
PART NO	TUBE OD (INCH)		d MIN	WIDTH ACROSS FLAT (INCH)			A	A ₁	I	I ₁	L	L ₁	L ₂	PANEL HOLE SIZE	PANEL MAX THICKNESS
	D	D ₁		h	H ₁	H ₂									
	SBHRU-04-02	1/4		1/8	2.28	5/8									
SBHRU-06-04	3/8	1/4	4.82	3/4	11/16	9/16	16.76	15.24	45.97	29.46	60.70	36.57	17.78	14.68	11.17
SBHRU-08-04	1/2	1/4	4.82	15/16	7/8	9/16	22.86	15.24	49.27	31.75	66.80	41.91	17.78	19.44	12.70

SRU - Reducing Union



PART NO	TUBE OD		d MIN	WIDTH ACROSS FLAT			A	A ₁	I	I ₁	L	L ₁
	D (INCH)	D ₁ (INCH)		h	H ₁	H ₂						
	SRU-02-01	1/8		1/16	1.27	7/16						
SRU-03-02	3/16	1/8	2.28	7/16	1/2	7/16	13.71	12.70	16.00	15.24	23.36	36.57
SRU-04-02	1/4	1/8	2.28	1/2	9/16	7/16	15.24	12.70	17.78	15.24	24.63	38.60
SRU-04-03	1/4	3/16	3.04	1/2	9/16	1/2	15.24	13.71	17.78	16.00	25.40	39.37
SRU-05-02	5/16	1/8	2.28	9/16	5/8	7/16	16.25	12.70	18.54	15.24	25.90	39.87
SRU-05-04	5/16	1/4	4.82	9/16	5/8	9/16	16.25	15.24	18.54	17.78	27.43	42.16
SRU-06-02	3/8	1/8	2.28	5/8	11/16	7/16	16.76	12.70	19.30	15.24	26.92	40.89
SRU-06-04	3/8	1/4	4.82	5/8	11/16	9/16	16.76	15.24	19.30	17.78	28.44	43.18
SRU-06-05	3/8	5/16	6.35	5/8	11/16	5/8	16.76	16.25	19.30	18.54	29.46	44.19
SRU-08-02	1/2	1/8	2.28	13/16	7/8	7/16	22.86	12.70	21.84	15.24	28.44	45.21
SRU-08-04	1/2	1/4	4.82	13/16	7/8	9/16	22.86	15.24	21.84	17.78	29.46	46.99
SRU-08-06	1/2	3/8	7.11	13/16	7/8	11/16	22.86	16.76	21.84	19.30	30.98	48.51
SRU-10-08	5/8	1/2	10.41	15/16	1	7/8	24.38	22.86	21.84	21.84	31.75	52.07
SRU-12-04	3/4	1/4	4.82	1-1/16	1-1/8	9/16	24.38	15.24	21.84	17.78	31.75	49.27
SRU-12-06	3/4	3/8	7.11	1-1/16	1-1/8	11/16	24.38	16.76	21.84	19.30	33.27	50.80
SRU-12-08	3/4	1/2	10.41	1-1/16	1-1/8	7/8	24.38	22.86	21.84	21.84	33.27	53.59
SRU-12-10	3/4	5/8	12.70	1-1/16	1-1/8	1	24.38	24.38	21.84	21.84	33.27	53.59
SRU-16-08	1	1/2	10.41	1-3/8	1-1/2	7/8	31.24	22.86	26.41	21.84	39.50	63.24
SRU-16-12	1	3/4	15.74	1-3/8	1-1/2	1-1/8	31.24	24.38	26.41	21.84	39.00	62.73

SU - Union



CONNECTS FRACTIONAL TUBES								
PART NO	TUBE OD D(INCH)	d MIN	WIDTH ACROSS FLAT		A	B	I	L
			h (INCH)	H (INCH)				
SU-01	1/16	1.27	5/16	5/16	8.63	10.92	17.52	25.15
SU-02	1/8	2.28	7/16	7/16	12.70	15.24	22.35	35.56
SU-03	3/16	3.04	7/16	1/2	13.71	16.00	24.13	37.33
SU-04	1/4	4.82	1/2	9/16	15.24	17.73	26.16	40.89
SU-05	5/16	6.35	9/16	5/8	16.25	18.54	28.19	42.92
SU-06	3/8	7.11	5/8	11/16	16.76	19.30	30.22	44.95
SU-08	1/2	10.41	13/16	7/8	22.86	21.84	30.98	51.30
SU-10	5/8	12.70	15/16	1	24.38	21.84	31.75	52.07
SU-12	3/4	15.74	1-1/16	1-1/8	24.38	21.84	33.27	53.59
SU-14	7/8	18.28	1-3/16	1-1/4	25.90	21.84	34.79	55.11
SU-16	1	22.35	1-3/8	1-1/2	31.24	26.41	40.38	64.77
SU-20	1-1/4	27.69	1-3/4	1-7/8	41.15	38.86	48.00	92.20
SU-24	1-1/2	34.04	2-1/8	2-1/4	50.04	45.21	53.59	107.95
SU-32	2	45.97	2-3/4	3	67.56	62.74	74.68	149.35

CONNECTS METRIC TUBES								
PART NO	TUBE OD D (mm)	d MIN	WIDTH ACROSS FLAT (mm)		A	B	I	L
			h	H				
SU-02M	2	1.7	12	12	12.9	15.3	22.4	35.6
SU-03M	3	2.4	12	12	12.9	15.3	22.1	35.3
SU-04M	4	2.4	12	12	13.7	16.1	24.1	37.3
SU-06M	6	4.8	14	14	15.3	17.7	26.2	41.0
SU-08M	8	6.4	15	16	16.2	18.6	28.2	43.2
SU-10M	10	7.9	18	19	17.2	19.5	31.0	46.2
SU-12M	12	9.5	22	22	22.8	22.0	31.0	51.2
SU-15M	15	11.9	24	25	24.4	22.0	31.8	52.0
SU-16M	16	12.7	24	25	24.4	22.0	31.8	52.0
SU-18M	18	15.1	27	30	24.4	22.0	33.3	53.5
SU-20M	20	15.9	30	32	26.0	22.0	34.8	55.0
SU-22M	22	18.3	30	32	26.0	22.0	34.8	55.0
SU-25M	25	21.8	35	38	31.3	26.5	40.4	65.0

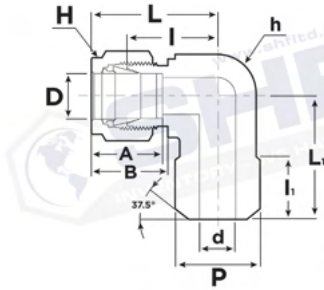
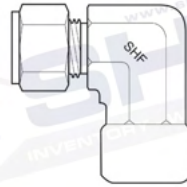
SPWC - Male Pipe Weld Connector



CONNECTS FRACTIONAL TUBE TO PIPE												
PART NO	TUBE OD D (INCH)	MALE PIPE SIZE P		d MIN	WIDTH ACROSS FLAT		A	B	l	l ₁	L	
		NOM	OD		h (INCH)	H (INCH)						
SPWC-02-02P	1/8	1/8	10.30	2.28	7/16	7/16	12.70	15.24	23.87	9.65	30.48	
SPWC-03-02P	3/16	1/8	10.30	3.04	7/16	1/2	13.71	16.00	24.63	9.65	31.24	
SPWC-04-02P	1/4	1/8	10.30	4.82	1/2	9/16	15.24	17.78	25.40	9.65	32.76	
SPWC-04-04P	1/4	1/4	13.70	4.82	9/16	9/16	15.24	17.78	30.48	14.22	37.84	
SPWC-05-02P	5/16	1/8	10.30	5.08	9/16	5/8	16.25	18.54	26.67	9.65	34.03	
SPWC-05-04P	5/16	1/4	13.70	6.35	9/16	5/8	16.25	18.54	31.24	14.22	38.60	
SPWC-06-04P	3/8	1/4	13.70	7.11	5/8	11/16	16.76	19.30	32.51	14.22	39.87	
SPWC-06-06P	3/8	3/8	17.10	7.11	11/16	11/16	16.76	19.30	32.51	14.22	39.87	
SPWC-06-08P	3/8	1/2	21.30	7.11	7/8	11/16	16.76	19.30	38.86	19.05	46.22	
SPWC-08-06P	1/2	3/8	17.10	10.41	13/16	7/8	22.86	21.84	33.27	14.22	43.43	
SPWC-08-08P	1/2	1/2	21.30	10.41	7/8	7/8	22.86	21.84	38.86	19.05	49.02	
SPWC-08-12P	1/2	3/4	26.67	10.41	1-1/16	7/8	22.86	21.84	40.38	19.05	50.54	
SPWC-10-08P	5/8	1/2	21.30	12.70	15/16	1	24.38	21.84	38.86	19.05	49.02	
SPWC-12-12P	3/4	3/4	26.67	15.74	1-1/16	1-1/8	24.38	21.84	40.38	19.05	50.54	
SPWC-16-16P	1	1	33.40	22.35	1-3/8	1-1/2	31.24	26.41	50.03	23.87	62.23	

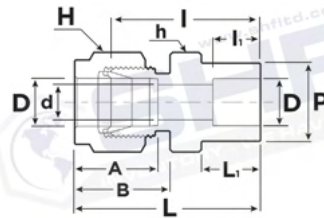
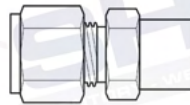
CONNECTS METRIC TUBE TO PIPE												
PART NO	TUBE OD D (mm)	MALE PIPE SIZE P		d MIN	WIDTH ACROSS FLAT		A	B	l	l ₁	L	
		NOM	OD		h (mm)	H (mm)						
SPWC-03M-02P	3	1/8	10.3	2.4	12	12	12.9	15.3	23.9	9.7	30.5	
SPWC-04M-02P	4	1/8	10.3	2.4	12	12	13.7	16.1	24.6	9.7	31.2	
SPWC-06M-02P	6	1/8	10.3	4.8	14	14	15.3	17.7	25.4	9.7	32.8	
SPWC-06M-04P	6	1/4	13.7	4.8	14	14	15.3	17.7	30.5	14.2	37.9	
SPWC-08M-02P	8	1/8	10.3	5.1	15	16	16.2	18.6	26.7	9.7	34.2	
SPWC-08M-04P	8	1/4	13.7	6.4	15	16	16.2	18.6	31.2	14.2	38.7	
SPWC-08M-08P	8	1/2	21.3	6.4	22	16	16.2	18.6	38.1	19.0	45.6	
SPWC-10M-04P	10	1/4	13.7	7.1	18	19	17.2	19.5	33.3	14.2	40.9	
SPWC-10M-06P	10	3/8	17.1	7.9	18	19	17.2	19.5	33.3	14.2	40.9	
SPWC-10M-08P	10	1/2	21.3	7.9	22	19	17.2	19.5	38.9	19.0	46.5	
SPWC-12M-04P	12	1/4	13.7	7.1	22	22	22.8	22.0	33.3	14.2	43.4	
SPWC-12M-06P	12	3/8	17.1	9.5	22	22	22.8	22.0	33.3	14.2	43.4	
SPWC-12M-08P	12	1/2	21.3	9.5	22	22	22.8	22.0	38.9	19.0	49.0	
SPWC-15M-08P	15	1/2	21.3	11.9	24	25	24.4	22.0	38.9	19.0	49.0	
SPWC-16M-08P	16	1/2	21.3	12.7	24	25	24.4	22.0	38.9	19.0	49.0	
SPWC-18M-08P	18	1/2	21.3	13.5	27	30	24.4	22.0	40.4	19.0	50.5	

SMPWE - Male Pipe Weld Elbow



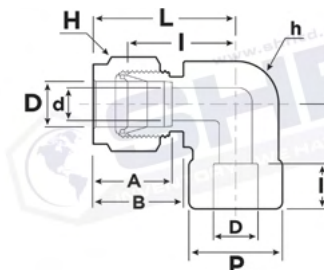
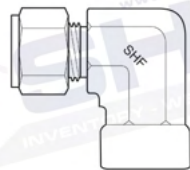
PART NO	TUBE OD D (INCH)	Pipe Size (P)		d MIN	WIDTH ACROSS FLAT		A	B	l	l ₁	L	L ₁
		Nom.	OD		h	H						
		SMPWE-04-04P	1/4		1/4	13.70						
SMPWE-06-04P	3/8	1/4	13.70	7.11	5/8	11/16	16.76	19.30	23.11	14.22	30.48	25.40
SMPWE-08-08P	1/2	1/2	21.30	10.41	13/16	7/8	22.86	21.84	25.90	19.05	36.06	33.02

SSWC - Tube Socket Weld Connector



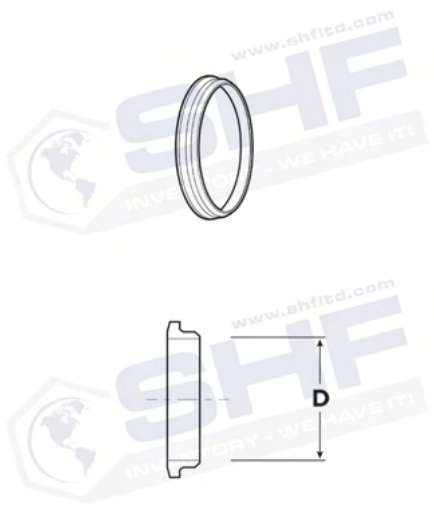
PART NO	TUBE OD D (INCH)	d MIN	P	WIDTH ACROSS FLAT		A	B	l	l ₁	L	L ₁
				h	H ₁						
				SSWC-02	1/8						
SSWC-04	1/4	4.82	11.17	1/2	9/16	15.24	17.78	26.16	7.87	33.52	10.41
SSWC-06	3/8	7.11	15.74	5/8	11/16	16.76	19.30	30.22	9.65	37.59	11.93
SSWC-08	1/2	10.41	19.05	13/16	7/8	22.86	21.84	30.98	12.70	41.14	11.93
SSWC-12	3/4	15.74	26.67	1-1/16	1-1/8	24.38	21.84	33.27	14.22	43.43	11.93
SSWC-16	1	22.35	33.27	1-3/8	1-1/2	31.24	26.41	40.38	19.05	52.57	14.22

SSWE - Socket Weld Elbow



PART NO	TUBE OD D (INCH)	d MIN	P	WIDTH ACROSS FLAT		A	B	l	l ₁	L	L ₁
				h	H ₁						
				SSWE-04	1/4						
SSWE-06	3/8	7.11	15.75	5/8	11/16	16.76	19.30	23.11	9.65	30.48	23.11
SSWE-08	1/2	10.41	20.57	13/16	7/8	22.86	21.84	25.90	12.70	36.06	25.90
SSWE-12	3/4	15.74	26.92	1-1/16	1-1/8	24.38	21.84	29.71	14.22	39.87	29.71
SSWE-16	1	22.35	35.05	1-3/8	1-1/2	31.24	26.41	36.83	19.05	49.02	36.83

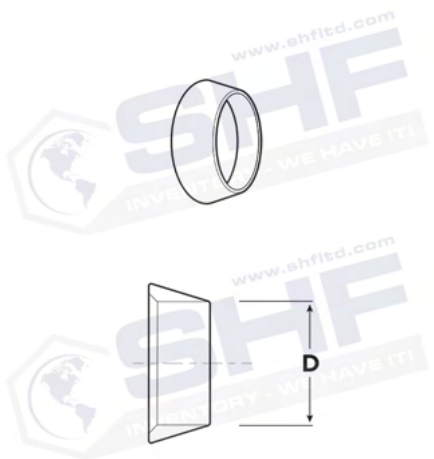
SBF - Black Ferrule



FRACTIONAL	
PART NO	Tube OD D (INCH)
<i>SBF-01</i>	1/16
<i>SBF-02</i>	1/8
<i>SBF-03</i>	3/16
<i>SBF-04</i>	1/4
<i>SBF-05</i>	5/16
<i>SBF-06</i>	3/8
<i>SBF-08</i>	1/2
<i>SBF-10</i>	5/8
<i>SBF-12</i>	3/4
<i>SBF-14</i>	7/8
<i>SBF-16</i>	1

METRIC	
PART NO	Tube OD D (mm)
<i>SBF-02M</i>	2
<i>SBF-03M</i>	3
<i>SBF-04M</i>	4
<i>SBF-06M</i>	6
<i>SBF-08M</i>	8
<i>SBF-10M</i>	10
<i>SBF-12M</i>	12
<i>SBF-14M</i>	14
<i>SBF-15M</i>	15
<i>SBF-16M</i>	16
<i>SBF-18M</i>	18
<i>SBF-20M</i>	20
<i>SBF-22M</i>	22
<i>SBF-25M</i>	25

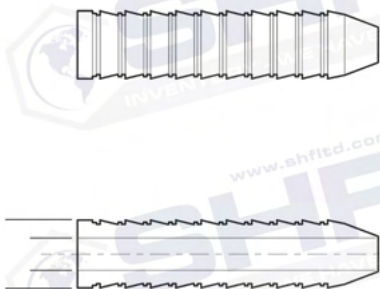
SFF - Front Ferrule



FRACTIONAL	
PART NO	Tube OD D (INCH)
<i>SFF-01</i>	1/16
<i>SFF-02</i>	1/8
<i>SFF-03</i>	3/16
<i>SFF-04</i>	1/4
<i>SFF-05</i>	5/16
<i>SFF-06</i>	3/8
<i>SFF-08</i>	1/2
<i>SFF-10</i>	5/8
<i>SFF-12</i>	3/4
<i>SFF-14</i>	7/8
<i>SFF-16</i>	1

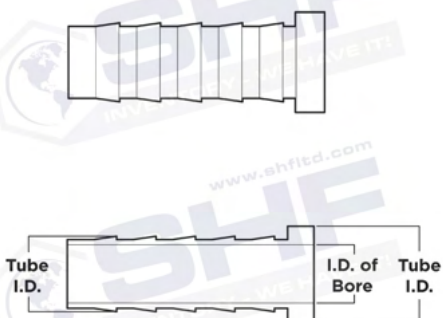
METRIC	
PART NO	Tube OD D (mm)
<i>SFF-02M</i>	2
<i>SFF-03M</i>	3
<i>SFF-04M</i>	4
<i>SFF-06M</i>	6
<i>SFF-08M</i>	8
<i>SFF-10M</i>	10
<i>SFF-12M</i>	12
<i>SFF-14M</i>	14
<i>SFF-15M</i>	15
<i>SFF-16M</i>	16
<i>SFF-18M</i>	18
<i>SFF-20M</i>	20
<i>SFF-22M</i>	22
<i>SFF-25M</i>	25

SFS - Ferrule Set



FRACTIONAL		METRIC	
PART NO	Tube OD D (INCH)	PART NO	Tube OD D (mm)
SFS-01	1/16	SFS-02M	2
SFS-02	1/8	SFS-03M	3
SFS-03	3/16	SFS-04M	4
SFS-04	1/4	SFS-06M	6
SFS-05	5/16	SFS-08M	8
SFS-06	3/8	SFS-10M	10
SFS-08	1/2	SFS-12M	12
SFS-10	5/8	SFS-15M	15
SFS-12	3/4	SFS-16M	16
SFS-14	7/8	SFS-18M	18
SFS-16	1	SFS-20M	20
		SFS-22M	22
		SFS-25M	25

SI - Insert



FRACTIONAL			
PART NO	Tube OD (inch)	Tube ID (inch)	ID OF BORE (mm)
SI 3-2	3/16	1/8	2.28
SI 4-2	1/4	1/8	2.28
SI 4-3	1/4	3/16	3.55
SI 5-2	5/16	1/8	2.28
SI 5-3	5/16	3/16	3.04
SI 5-4	5/16	1/4	4.82
SI 6-3	3/8	3/16	3.04
SI 6-4	3/8	1/4	4.82
SI 8-4	1/2	1/4	4.82
SI 8-6	1/2	3/8	7.87
SI 10-6	5/8	3/8	7.87
SI 10-8	5/8	1/2	11.17
SI 12-8	3/4	1/2	11.17
SI 12-10	3/4	5/8	14.22
SI 16-12	1	3/4	17.52

SN - Nut



PART NO	FRACTIONAL		
	TUDE OD D (INCH)	WIDTH ACROSS FLAT H (INCH)	L
SN-01	1/16	5/16	7.90
SN-02	1/8	7/16	11.93
SN-03	3/16	1/2	11.93
SN-04	1/4	9/16	12.70
SN-05	5/16	5/8	13.46
SN-06	3/8	11/16	14.22
SN-08	1/2	7/8	17.52
SN-10	5/8	1	17.52
SN-12	3/4	1-1/8	17.52
SN-14	7/8	1-1/4	17.52
SN-16	1	1-1/2	20.60

PART NO	METRIC		
	TUDE OD D (mm)	WIDTH ACROSS FLAT H (mm)	L
SN-02M	2	12	11.9
SN-03M	3	12	11.9
SN-04M	4	12	11.9
SN-06M	6	14	12.7
SN-08M	8	16	13.5
SN-10M	10	19	15.1
SN-12M	12	22	17.4
SN-14M	14	25	17.4
SN-15M	15	25	17.4
SN-16M	16	25	17.4
SN-18M	18	30	17.4
SN-20M	20	32	17.4
SN-22M	22	32	17.4
SN-25M	25	38	20.6

SVP - Vent Protector



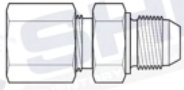
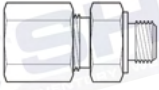
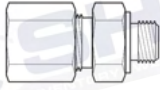
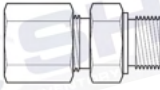

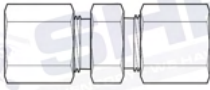
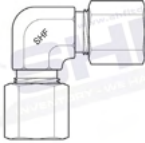
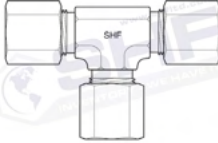

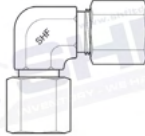
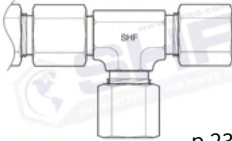
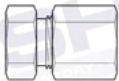


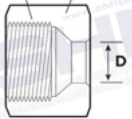
PART NO	FRACTIONAL				
	T (NPT)	L	L1	d	H (INCH)
SVP-4N	1/4	19.81	14.22	7.11	9/16
SVP-6N	3/8	20.57	14.22	10.41	11/16
SVP-8N	1/2	26.16	19.05	12.70	7/8
SVP-12N	3/4	26.92	19.05	18.29	1-1/16



SECTION 7 METRIC DIN FITTINGS

316 SS

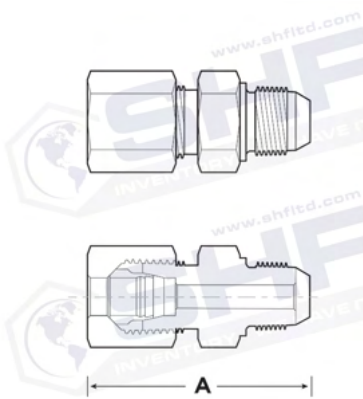


<p>7005 MALE JIC X MALE DIN</p>  <p>p.221</p>	<p>DMC-GM DIN MALE CONNECTOR X MALE BSPP</p>  <p>p.221-222</p>	<p>DMC-M DIN MALE CONNECTOR X METRIC</p>  <p>p.223</p>	<p>DMC-GED DIN MALE CONNECTOR X BSPP WITH FLOW</p>  <p>p.224</p>	<p>DMC-N DIN MALE CONNECTOR X MALE NPT THREADED</p>  <p>p.225</p>
<p>DU DIN UNION</p>  <p>p.226</p>	<p>DUE DIN UNION ELBOW</p>  <p>p.227</p>	<p>DUT DIN UNION TEE</p>  <p>p.228</p>	<p>DBHU DIN BULKHEAD UNION</p>  <p>p.229</p>	<p>DSE DIN SWIVEL ADJUSTABLE ELBOW</p>  <p>p.230</p>
<p>DSRT DIN SWIVEL ADJUSTABLE RUN TEE</p>  <p>p.231</p>	<p>DC DIN TUBE CAP</p>  <p>p.232</p>	<p>DP DIN PLUG</p>  <p>p.233</p>	<p>DS DIN BITE RING</p>  <p>p.234</p>	<p>DN DIN NUT</p>  <p>p.234</p>

7



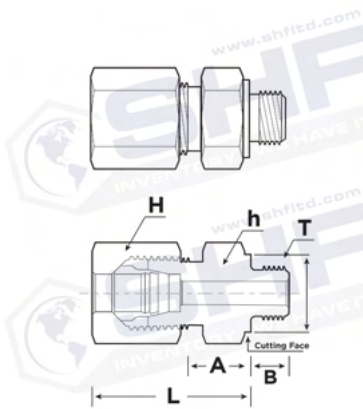
7005 Male JIC x Male DIN - Metric (Dual Purpose) - Straight



	PART NO.	MJ-1	LIGHT-2	THREAD-1	THREAD-2	A
Light	7005-04-06L	1/4	6L	7/16-20	M12x15	1.280
	7005-04-06LL	1/4	6LL	7/16-20	M10x10	1.280
	7005-06-08L	3/8	8L	9/16-18	M14x15	1.280
	7005-06-10L	3/8	10L	9/16-18	M16x1.5	1.339
	7005-08-12L	1/2	12L	3/4-16	M18x15	1.444
	7005-08-15L	1/2	15L	3/4-16	M22x15	1.523
	7005-10-18L	5/8	18L	7/8	M26x1.5	1.626
	7005-16-28L	1	28L	1 5/16-12	M36x20	1.893
Heavy	7005-08-12S	1/2	12S	3/4-16	M20x1.5	1.444
	7005-08-16S	1/2	16S	3/4-16	M24x1.5	1.484
	7005-12-20S	3/4	20S	1-1/16-12	M30x20	1.807
	7005-20-30S	1-1/4	30S	1-5/8-12	M42x20	2.098
	7005-24-38S	1-1/2	38S	1-7/8-12	M52x2.0	2.381

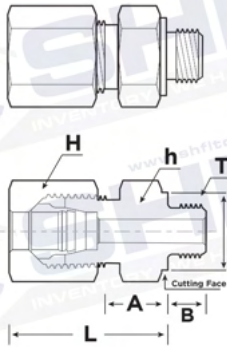
Note: For exploded view of 7005 separating body, nut and bite ring see p. 117

DMC-GM - DIN Male Connector x BSPP



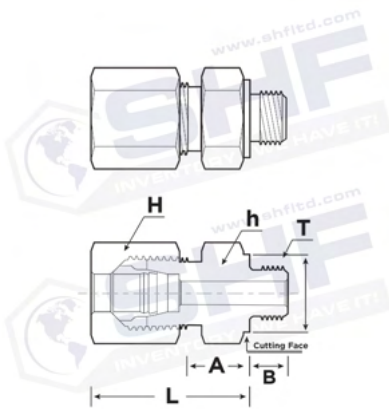
	PART NO	Tube OD	DIMENSION (mm)						
			H	h	I	L	A	B	T
Light	DMC 06L-01GM	6	14.0	14.0	14.0	23.0	8.5	8.0	PF 1/8
	DMC 06L-02GM	6	14.0	19.0	18.0	25.0	10.0	12.0	PF 1/4
	DMC 06L-03GM	6	14.0	22.0	22.0	26.0	11.5	12.0	PF 3/8
	DMC 06L-04GM	6	14.0	27.0	26.0	27.0	12.0	14.0	PF 1/2
	DMC 08L-01GM	8	17.0	14.0	14.0	23.0	8.5	8.0	PF 1/8
	DMC 08L-02GM	8	17.0	19.0	18.0	25.0	10.0	12.0	PF 1/4
	DMC 08L-03GM	8	17.0	22.0	22.0	26.0	11.5	12.0	PF 3/8
	DMC 08L-04GM	8	17.0	27.0	26.0	27.0	12.0	14.0	PF 1/2
	DMC 10L-02GM	10	19.0	19.0	18.0	26.0	11.0	12.0	PF 1/4
	DMC 10L-03GM	10	19.0	22.0	22.0	27.0	12.5	12.0	PF 3/8
	DMC 10L-04GM	10	19.0	27.0	26.0	28.0	13.0	14.0	PF 1/2
	DMC 12L-02GM	12	22.0	19.0	18.0	27.0	12.0	12.0	PF 1/4
	DMC 12L-03GM	12	22.0	22.0	22.0	27.0	12.5	12.0	PF 3/8
	DMC 12L-04GM	12	22.0	27.0	26.0	28.0	13.0	14.0	PF 1/2
	DMC 12L-06GM	12	22.0	32.0	32.0	29.0	14.0	16.0	PF 3/4
	DMC 15L-03GM	15	27.0	24.0	22.0	29.0	13.5	12.0	PF 3/8
	DMC 15L-04GM	15	27.0	27.0	26.0	29.0	14.0	14.0	PF 1/2
	DMC 15L-06GM	15	27.0	32.0	32.0	30.0	15.0	16.0	PF 3/4
	DMC 18L-03GM	18	32.0	27.0	22.0	29.5	14.0	12.0	PF 3/8
	DMC 18L-04GM	18	32.0	27.0	26.0	31.0	14.5	14.0	PF 1/2
DMC 18L-06GM	18	32.0	32.0	32.0	30.0	14.5	16.0	PF 3/4	
DMC 22L-04GM	22	36.0	32.0	26.0	33.0	16.5	14.0	PF 1/2	

DMC-GM - DIN Male Connector x BSPP - CONTINUED



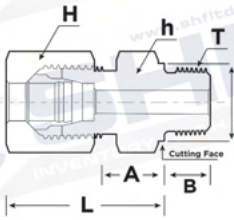
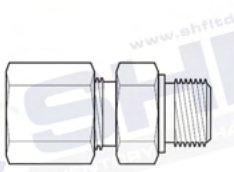
	PART NO	Tube OD	DIMENSION (mm)						
			H	h	I	L	A	B	T
Light	DMC 22L-06GM	22	36.0	32.0	32.0	33.0	16.5	16.0	PF 3/4
	DMC 28L-06GM	28	41.0	41.0	32.0	34.0	17.5	16.0	PF 3/4
	DMC 28L-08GM	28	41.0	41.0	39.0	34.0	17.5	18.0	PF 1
	DMC 35L-08GM	35	50.0	46.0	39.0	39.0	17.5	18.0	PF 1
	DMC 35L-10GM	35	50.0	50.0	49.0	39.0	17.5	20.0	PF 1 1/4
	DMC 42L-12GM	42	60.0	55.0	55.0	42.0	19.0	22.0	PF 1 1/2
Heavy	DMC 06S-02GM	6	17.0	19.0	18.0	28.0	13.0	12.0	PF 1/4
	DMC 06S-04GM	6	17.0	27.0	26.0	33.0	18.0	14.0	PF 1/2
	DMC 08S-02GM	8	19.0	19.0	18.0	30.0	15.0	12.0	PF 1/4
	DMC 08S-03GM	8	19.0	22.0	22.0	30.0	15.5	12.0	PF 3/8
	DMC 10S-02GM	10	22.0	19.0	18.0	31.0	14.5	12.0	PF 1/4
	DMC 10S-03GM	10	22.0	22.0	22.0	31.0	15.0	12.0	PF 3/8
	DMC 10S-04GM	10	22.0	27.0	26.0	34.0	17.5	14.0	PF 1/2
	DMC 12S-02GM	12	24.0	22.0	18.0	33.0	16.5	12.0	PF 1/4
	DMC 12S-03GM	12	24.0	22.0	22.0	33.0	17.0	12.0	PF 3/8
	DMC 12S-04GM	12	24.0	27.0	26.0	34.0	17.5	14.0	PF 1/2
	DMC 14S-03GM	14	27.0	24.0	22.0	36.0	18.5	12.0	PF 3/8
	DMC 14S-04GM	14	27.0	27.0	26.0	37.0	19.0	14.0	PF 1/2
	DMC 16S-03GM	16	30.0	27.0	22.0	36.0	18.0	12.0	PF 3/8
	DMC 16S-04GM	16	30.0	27.0	26.0	37.0	18.5	14.0	PF 1/2
	DMC 16S-06GM	16	30.0	32.0	32.0	39.0	20.5	16.0	PF 3/4
	DMC 20S-04GM	20	36.0	32.0	26.0	42.0	20.5	14.0	PF 1/2
	DMC 20S-06GM	20	36.0	32.0	32.0	42.0	20.5	16.0	PF 3/4
	DMC 25S-06GM	25	46.0	41.0	32.0	47.0	23.0	16.0	PF 3/4
	DMC 25S-08GM	25	46.0	41.0	39.0	47.0	23.0	18.0	PF 1
	DMC 30S-08GM	30	50.0	46.0	39.0	50.0	23.5	18.0	PF 1
DMC 30S-10GM	30	50.0	50.0	49.0	50.0	23.5	20.0	PF 1 1/4	
DMC 38S-10GM	38	60.0	55.0	49.0	57.0	26.0	20.0	PF 1 1/4	
DMC 38S-12GM	38	60.0	55.0	55.0	57.0	26.0	22.0	PF 1 1/2	

DMC-M - DIN Male Connector x Metric



	PART NO	Tube OD	DIMENSION (mm)						
			H	h	l	A	B	T	
Light	DMC 06L-M10	6	14.0	14.0	14.0	23.0	8.5	8.0	M10x1.0
	DMC 08L-M12	8	17.0	17.0	17.0	25.0	10.0	12.0	M12x1.5
	DMC 08L-M18	8	17.0	24.0	23.0	26.0	11.5	12.0	M18x1.5
	DMC 10L-M14	10	19.0	19.0	19.0	26.0	11.0	12.0	M14x1.5
	DMC 10L-M16	10	19.0	22.0	21.0	27.0	12.0	12.0	M16x1.5
	DMC 10L-M18	10	19.0	24.0	23.0	27.0	12.5	12.0	M18x1.5
	DMC 10L-M22	10	19.0	27.0	27.0	29.0	14.0	14.0	M22x1.5
	DMC 12L-M14	12	22.0	19.0	19.0	26.0	11.0	12.0	M14x1.5
	DMC 12L-M16	12	22.0	22.0	21.0	27.0	12.5	12.0	M16x1.5
	DMC 12L-M18	12	22.0	24.0	23.0	27.0	12.5	12.0	M18x1.5
	DMC 12L-M22	12	22.0	27.0	27.0	29.0	14.0	14.0	M22x1.5
	DMC 15L-M16	15	27.0	24.0	21.0	28.0	13.0	12.0	M16x1.5
	DMC 15L-M18	15	27.0	24.0	23.0	29.0	13.5	12.0	M18x1.5
	DMC 15L-M22	15	27.0	27.0	27.0	30.0	15.0	14.0	M22x1.5
	DMC 18L-M18	18	32.0	27.0	23.0	30.0	14.0	12.0	M18x1.5
	DMC 18L-M22	18	32.0	27.0	27.0	31.0	14.5	14.0	M22x1.5
	DMC 22L-M22	22	36.0	32.0	27.0	33.0	16.5	14.0	M22x1.5
	DMC 22L-M26	22	36.0	32.0	31.0	33.0	16.5	16.0	M26x1.5
DMC 28L-M33	28	41.0	41.0	39.0	34.0	17.5	18.0	M33x2.0	
DMC 35L-M42	35	50.0	50.0	49.0	39.0	17.5	20.0	M42x2.0	
DMC 42L-M48	42	60.0	55.0	55.0	42.0	19.0	22.0	M48x2.0	
Heavy	DMC 06S-M12	6	17.0	17.0	17.0	28.0	13.0	12.0	M12x1.5
	DMC 08S-M14	8	19.0	19.0	19.0	30.0	15.0	12.0	M14x1.5
	DMC 10S-M16	10	22.0	22.0	21.0	31.0	15.0	12.0	M16x1.5
	DMC 12S-M18	12	24.0	24.0	23.0	33.0	17.0	12.0	M18x1.5
	DMC 12S-M22	12	24.0	27.0	27.0	34.0	17.5	14.0	M22x1.5
	DMC 14S-M20	14	27.0	27.0	25.0	37.0	19.0	14.0	M20x1.5
	DMC 16S-M18	16	30.0	27.0	23.0	36.0	18.0	12.0	M18x1.5
	DMC 16S-M22	16	30.0	27.0	27.0	37.0	18.5	14.0	M22x1.5
	DMC 20S-M27	20	36.0	32.0	32.0	42.0	20.5	16.0	M27x2.0
	DMC 25S-M33	25	46.0	41.0	39.0	47.0	23.0	18.0	M33x2.0
	DMC 30S-M42	30	50.0	50.0	49.0	50.0	23.5	20.0	M42x2.0
	DMC 38S-M48	38	60.0	55.0	55.0	57.0	26.0	22.0	M48x2.0

DMC-GED - DIN Male Connector x BSPP with ED-Ring

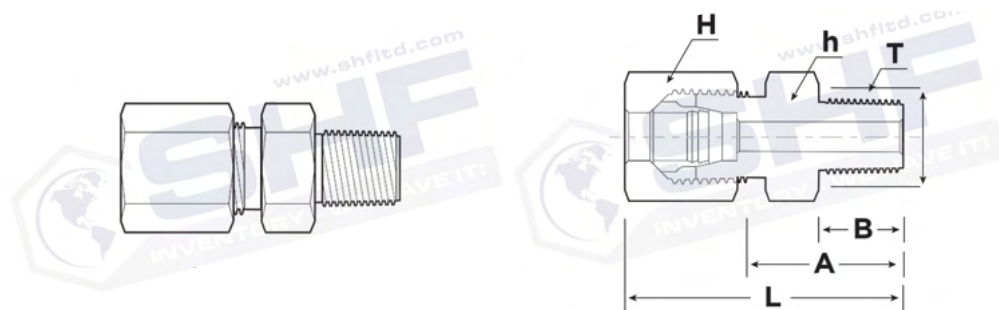


PART NO	Tube OD	DIMENSION (mm)						
		H	h	l	L	A	B	T
DMC 06L-01GED	6	14.0	14.0	14.0	23.0	8.5	8.0	PF 1/8
DMC 06L-02GED	6	14.0	19.0	19.0	25.0	10.0	12.0	PF 1/4
DMC 08L-01GED	8	17.0	14.0	14.0	24.0	9.5	8.0	PF 1/8
DMC 08L-02GED	8	17.0	19.0	19.0	25.0	10.0	12.0	PF 1/4
DMC 08L-03GED	8	17.0	22.0	22.0	26.0	11.5	12.0	PF 3/8
DMC 10L-02GED	10	19.0	19.0	19.0	26.0	11.0	12.0	PF 1/4
DMC 10L-03GED	10	19.0	22.0	22.0	27.0	12.5	12.0	PF 3/8
DMC 10L-04GED	10	19.0	27.0	27.0	28.0	13.0	14.0	PF 1/2
DMC 12L-02GED	12	22.0	19.0	19.0	27.0	12.0	12.0	PF 1/4
DMC 12L-03GED	12	22.0	22.0	22.0	27.0	12.5	12.0	PF 3/8
DMC 12L-04GED	12	22.0	27.0	27.0	28.0	13.0	14.0	PF 1/2
DMC 15L-03GED	15	27.0	24.0	22.0	29.0	13.5	12.0	PF 3/8
DMC 15L-04GED	15	27.0	27.0	27.0	29.0	14.0	14.0	PF 1/2
DMC 18L-04GED	18	32.0	27.0	27.0	31.0	14.5	14.0	PF 1/2
DMC 18L-06GED	18	32.0	32.0	32.0	31.0	14.5	16.0	PF 3/4
DMC 22L-06GED	22	36.0	32.0	32.0	33.0	16.5	16.0	PF 3/4
DMC 28L-08GED	28	41.0	41.0	40.0	34.0	17.5	18.0	PF 1
DMC 35L-10GED	35	50.0	50.0	50.0	39.0	17.5	20.0	PF 1 1/4
DMC 42L-12GED	42	60.0	55.0	55.0	42.0	19.0	22.0	PF 1 1/2
DMC 06S-02GED	6	17.0	19.0	19.0	28.0	13.0	12.0	PF 1/4
DMC 08S-02GED	8	19.0	19.0	19.0	30.0	15.0	12.0	PF 1/4
DMC 08S-03GED	8	19.0	22.0	22.0	30.0	15.5	12.0	PF 3/8
DMC 10S-02GED	10	22.0	19.0	19.0	31.0	14.5	12.0	PF 1/4
DMC 10S-03GED	10	22.0	22.0	22.0	31.0	15.0	12.0	PF 3/8
DMC 10S-04GED	10	22.0	27.0	27.0	34.0	17.5	14.0	PF 1/2
DMC 12S-02GED	12	24.0	22.0	19.0	33.0	16.5	12.0	PF 1/4
DMC 12S-03GED	12	24.0	22.0	22.0	33.0	17.0	12.0	PF 3/8
DMC 12S-04GED	12	24.0	27.0	32.0	34.0	17.5	14.0	PF 1/2
DMC 14S-04GED	14	27.0	27.0	27.0	37.0	19.0	14.0	PF 1/2
DMC 16S-03GED	16	30.0	27.0	22.0	36.0	18.0	12.0	PF 3/8
DMC 16S-04GED	16	30.0	27.0	27.0	37.0	18.5	14.0	PF 1/2
DMC 16S-06GED	16	30.0	32.0	27.0	39.0	20.5	16.0	PF 3/4
DMC 20S-06GED	20	36.0	32.0	32.0	42.0	20.5	16.0	PF 3/4
DMC 25S-04GED	25	46.0	41.0	27.0	47.0	23.0	14.0	PF 1/2
DMC 25S-06GED	25	46.0	41.0	32.0	47.0	23.0	16.0	PF 3/4
DMC 25S-08GED	25	46.0	41.0	40.0	47.0	23.0	18.0	PF 1
DMC 30S-10GED	30	50.0	50.0	50.0	50.0	23.5	20.0	PF 1 1/4
DMC 38S-12GED	38	60.0	55.0	55.0	57.0	26.0	22.0	PF 1 1/2

Light

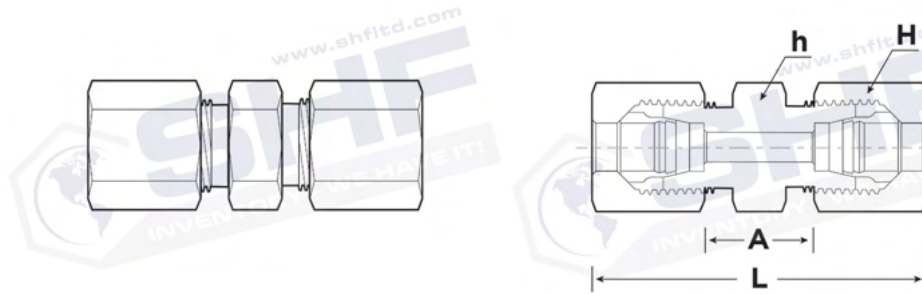
Heavy

DMC-N - DIN Male Connector x Male NPT Thread



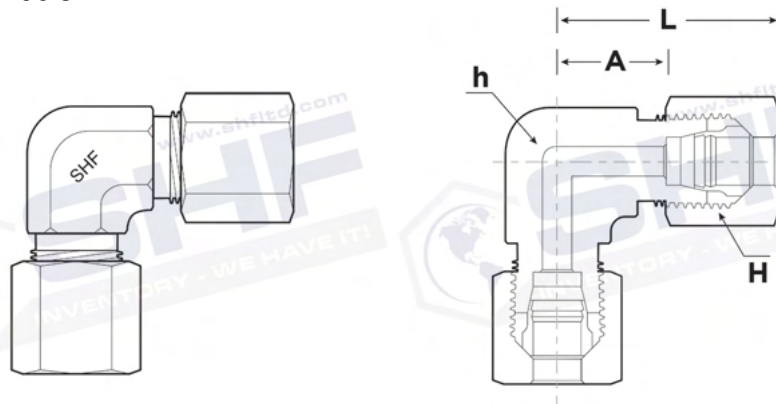
	PART NO	Tube OD	DIMENSION (mm)					
			H	h	L	A	B	T
Light	DMC 06L-01N	6	14.0	12.0	32.0	17.0	9.9	NPT 1/8
	DMC 06L-02N	6	14.0	17.0	38.0	23.0	14.2	NPT 1/4
	DMC 08L-02N	8	17.0	17.0	38.0	23.0	14.2	NPT 1/4
	DMC 10L-02N	10	19.0	17.0	39.0	24.0	14.2	NPT 1/4
	DMC 10L-03N	10	19.0	19.0	40.0	25.0	14.2	NPT 3/8
	DMC 12L-02N	12	22.0	19.0	40.0	25.0	14.2	NPT 1/4
	DMC 12L-03N	12	22.0	19.0	40.0	25.0	14.2	NPT 3/8
	DMC 12L-04N	12	22.0	22.0	45.0	30.0	19.1	NPT 1/2
	DMC 15L-04N	15	27.0	24.0	46.0	31.0	19.1	NPT 1/2
	DMC 18L-04N	18	32.0	27.0	48.0	31.5	19.1	NPT 1/2
	DMC 22L-06N	22	36.0	32.0	50.0	33.5	19.1	NPT 3/4
	DMC 28L-08N	28	41.0	41.0	56.0	39.5	23.9	NPT 1
	DMC 35L-10N	35	50.0	46.0	62.0	40.5	23.9	NPT 1 1/4
	DMC 42L-12N	42	60.0	55.0	65.0	42.0	25.4	NPT 1 1/2
Heavy	DMC 06S-02N	6	17.0	17.0	43.0	28.0	14.2	NPT 1/4
	DMC 08S-02N	8	19.0	17.0	43.0	28.0	14.2	NPT 1/4
	DMC 10S-02N	10	22.0	19.0	44.0	27.5	14.2	NPT 1/4
	DMC 10S-03N	10	22.0	19.0	44.0	27.5	14.2	NPT 3/8
	DMC 12S-02N	12	24.0	22.0	46.0	29.5	14.2	NPT 1/4
	DMC 12S-03N	12	24.0	22.0	46.0	29.5	14.2	NPT 3/8
	DMC 12S-04N	12	24.0	22.0	51.0	34.5	19.1	NPT 1/2
	DMC 14S-04N	14	27.0	24.0	54.0	36.0	19.1	NPT 1/2
	DMC 16S-04N	16	30.0	27.0	54.0	35.5	19.1	NPT 1/2
	DMC 20S-06N	20	36.0	32.0	59.0	37.5	19.1	NPT 3/4
	DMC 25S-08N	25	46.0	41.0	69.0	45.0	23.9	NPT 1
	DMC 30S-10N	30	50.0	46.0	73.0	46.5	23.9	NPT 1 1/4
	DMC 38S-12N	38	60.0	55.0	80.0	49.0	25.4	NPT 1 1/2

DU - DIN Union



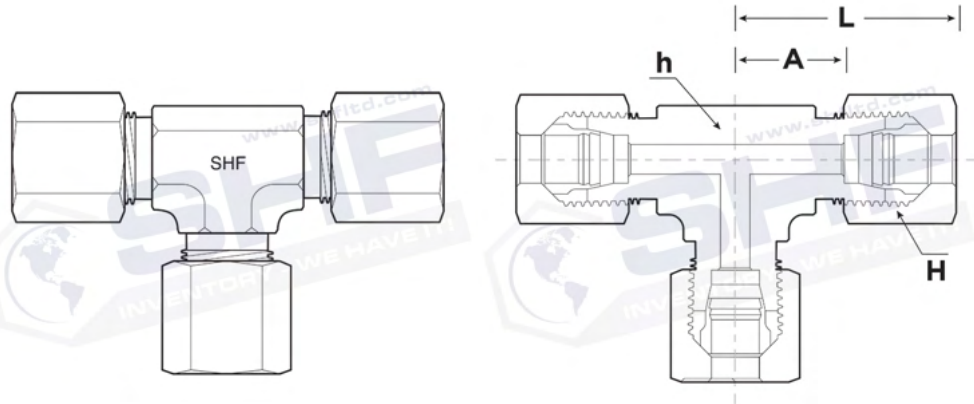
	PART NO	Tube OD	DIMENSION (mm)			
			H	h	L	A
Light	DU-04LL	4	10.0	9.0	31.0	12.0
	DU-06LL	6	12.0	11.0	32.0	9.0
	DU-08LL	8	14.0	12.0	35.0	12.0
	DU-10LL	10	17.0	14.0	35.0	12.0
	DU-12LL	12	19.0	17.0	35.0	11.0
	DU-06L	6	14.0	12.0	39.0	10.0
	DU-08L	8	17.0	14.0	40.0	11.0
	DU-10L	10	19.0	17.0	42.0	13.0
	DU-12L	12	22.0	19.0	43.0	14.0
	DU-15L	15	27.0	24.0	46.0	16.0
	DU-18L	18	32.0	27.0	48.0	16.0
	DU-22L	22	36.0	32.0	52.0	20.0
	DU-28L	28	41.0	41.0	54.0	21.0
	DU-35L	35	50.0	46.0	63.0	20.0
	DU-42L	42	60.0	55.0	66.0	21.0
	Heavy	DU-06S	6	17.0	14.0	45.0
DU-08S		8	19.0	17.0	47.0	18.0
DU-10S		10	22.0	19.0	49.0	17.0
DU-12S		12	24.0	22.0	51.0	19.0
DU-14S		14	27.0	24.0	57.0	22.0
DU-16S		16	30.0	27.0	57.0	21.0
DU-20S		20	36.0	32.0	66.0	23.0
DU-25S		25	46.0	41.0	74.0	26.0
DU-30S		30	50.0	46.0	80.0	27.0
DU-38S		38	60.0	55.0	90.0	29.0

DUE - DIN Union Elbow



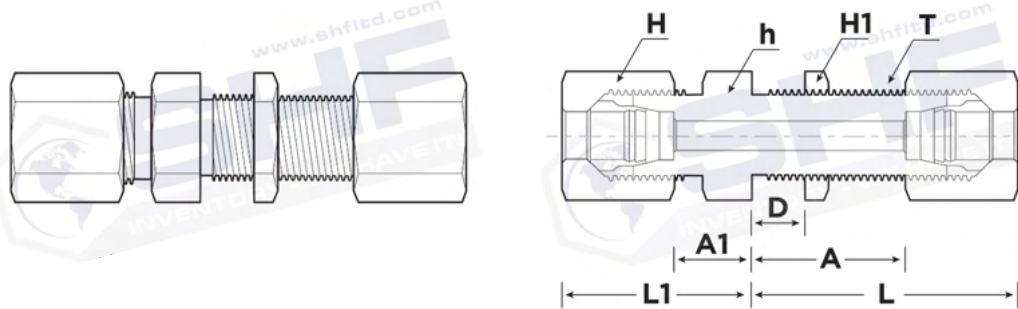
	PART NO	Tube OD	DIMENSION (mm)			
			H	h	L	A
Light	DUE-04LL	4	10.0	9.0	21.0	11.0
	DUE-06LL	6	12.0	9.0	21.0	9.5
	DUE-08LL	8	14.0	12.0	23.0	11.5
	DUE-10LL	10	17.0	14.0	24.0	12.5
	DUE-12LL	12	19.0	17.0	25.0	13.0
	DUE-06L	6	14.0	12.0	27.0	12.0
	DUE-08L	8	17.0	12.0	29.0	14.0
	DUE-10L	10	19.0	14.0	30.0	15.0
	DUE-12L	12	22.0	17.0	32.0	17.0
	DUE-15L	15	27.0	19.0	36.0	21.0
	DUE-18L	18	32.0	24.0	40.0	23.5
	DUE-22L	22	36.0	27.0	44.0	27.5
	DUE-28L	28	41.0	36.0	47.0	30.5
	DUE-35L	35	50.0	41.0	56.0	34.5
	DUE-42L	42	60.0	50.0	63.0	40.0
Heavy	DUE-06S	6	17.0	12.0	31.0	16.0
	DUE-08S	8	19.0	14.0	32.0	17.0
	DUE-10S	10	22.0	17.0	34.0	17.5
	DUE-12S	12	24.0	17.0	38.0	21.5
	DUE-14S	14	27.0	19.0	40.0	22.0
	DUE-16S	16	30.0	24.0	43.0	24.5
	DUE-20S	20	36.0	27.0	48.0	26.5
	DUE-25S	25	46.0	36.0	54.0	30.0
	DUE-30S	30	50.0	41.0	62.0	35.5
DUE-38S	38	60.0	50.0	72.0	41.0	

DUT - DIN Union Tee



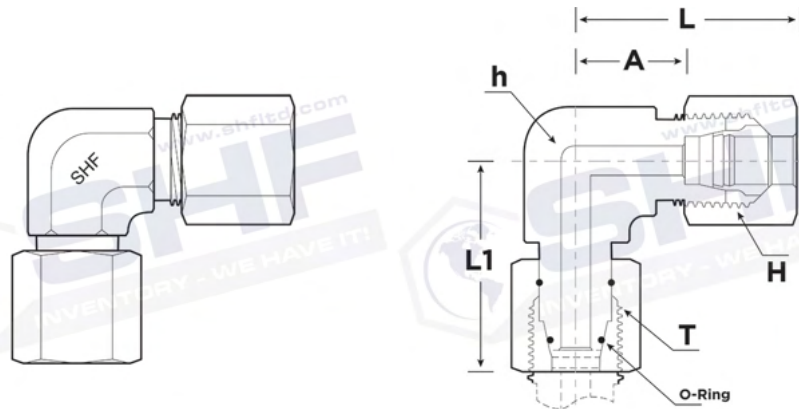
	PART NO	Tube OD	DIMENSION (mm)			
			H	h	L	A
Light	DUT-04LL	4	10.0	9.0	21.0	11.0
	DUT-06LL	6	12.0	9.0	21.0	9.5
	DUT-08LL	8	14.0	12.0	23.0	11.5
	DUT-10LL	10	17.0	14.0	24.0	12.5
	DUT-12LL	12	19.0	14.0	27.0	15.0
	DUT-06L	6	14.0	12.0	27.0	12.0
	DUT-08L	8	17.0	12.0	29.0	14.0
	DUT-10L	10	19.0	14.0	30.0	15.0
	DUT-12L	12	22.0	17.0	32.0	17.0
	DUT-15L	15	27.0	19.0	36.0	21.0
	DUT-18L	18	32.0	24.0	40.0	23.5
	DUT-22L	22	36.0	27.0	44.0	27.5
	DUT-28L	28	41.0	36.0	47.0	30.5
	DUT-35L	35	50.0	41.0	56.0	34.5
DUT-42L	42	60.0	50.0	63.0	40.0	
Heavy	DUT-06S	6	17.0	12.0	31.0	16.0
	DUT-08S	8	19.0	14.0	32.0	17.0
	DUT-10S	10	22.0	17.0	34.0	17.5
	DUT-12S	12	24.0	17.0	38.0	21.5
	DUT-14S	14	27.0	19.0	40.0	22.0
	DUT-16S	16	30.0	24.0	43.0	24.5
	DUT-20S	20	36.0	27.0	48.0	26.5
	DUT-25S	25	46.0	36.0	54.0	30.0
	DUT-30S	30	50.0	41.0	62.0	35.5
	DUT-38S	38	60.0	50.0	72.0	41.0

DBHU - DIN Bulkhead Union



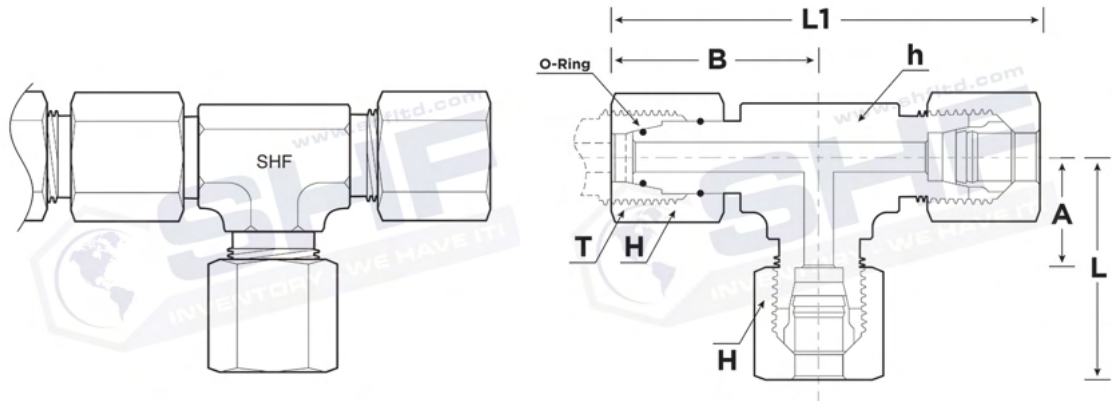
	PART NO	Tube OD	DIMENSION (mm)							
			H	H1	h	L	L1	A	A1	T
Light	DBHU-06L	6	14.0	17.0	17.0	42.0	22.0	27.0	7.0	M12x1.5
	DBHU-08L	8	17.0	19.0	19.0	42.0	23.0	27.0	8.0	M14x1.5
	DBHU-10L	10	19.0	22.0	22.0	43.0	25.0	28.0	10.0	M16x1.5
	DBHU-12L	12	22.0	24.0	24.0	44.0	25.0	29.0	10.0	M18x1.5
	DBHU-15L	15	27.0	30.0	27.0	46.0	27.0	31.0	12.0	M22x1.5
	DBHU-18L	18	32.0	36.0	32.0	49.0	30.0	32.5	13.5	M26x1.5
	DBHU-22L	22	36.0	41.0	36.0	51.0	33.0	34.5	16.5	M30x2.0
	DBHU-28L	28	41.0	46.0	41.0	52.0	35.0	35.5	18.5	M36x2.0
	DBHU-35L	35	50.0	55.0	50.0	58.0	40.0	36.5	18.5	M45x2.0
	DBHU-42L	42	60.0	65.0	60.0	59.0	42.0	36.0	19.0	M52x2.0
Heavy	DBHU-06S	6	17.0	19.0	19.0	44.0	27.0	29.0	12.0	M14x1.5
	DBHU-08S	8	19.0	22.0	22.0	44.0	28.0	29.0	13.0	M16x1.5
	DBHU-10S	10	22.0	24.0	24.0	46.0	31.0	29.5	14.5	M18x1.5
	DBHU-12S	12	24.0	27.0	27.0	47.0	31.0	30.5	14.5	M20x1.5
	DBHU-14S	14	27.0	30.0	30.0	50.0	35.0	32.0	17.0	M22x1.5
	DBHU-16S	16	30.0	32.0	32.0	50.0	35.0	31.5	16.5	M24x1.5
	DBHU-20S	20	36.0	41.0	41.0	55.0	39.0	33.5	17.5	M30x2.0
	DBHU-25S	25	46.0	46.0	46.0	59.0	44.0	35.0	20.0	M36x2.0
	DBHU-30S	30	50.0	50.0	50.0	64.0	48.0	37.5	21.5	M42x2.0
	DBHU-38S	38	60.0	65.0	65.0	68.0	53.0	37.0	22.0	M52x2.0

DSE - DIN Swivel Adjustable Elbow



	PART NO	Tube OD	DIMENSION (mm)					
			H	h	L	L1	A	T
Light	DSE-06L	6	14.0	12.0	27.0	26.0	12.0	M12x1.5
	DSE-08L	8	17.0	12.0	29.0	27.5	14.0	M14x1.5
	DSE-10L	10	19.0	14.0	30.0	29.0	15.0	M16x1.5
	DSE-12L	12	22.0	17.0	32.0	29.5	17.0	M18x1.5
	DSE-15L	15	27.0	19.0	36.0	32.5	21.0	M22x1.5
	DSE-18L	18	32.0	24.0	40.0	35.5	23.5	M26x1.5
	DSE-22L	22	36.0	27.0	44.0	38.5	27.5	M30x2.0
	DSE-28L	28	41.0	36.0	47.0	41.5	30.5	M36x2.0
	DSE-35L	35	50.0	41.0	56.0	51.0	34.5	M45x2.0
	DSE-42L	42	60.0	50.0	63.0	56.0	40.0	M52x2.0
Heavy	DSE-06S	6	17.0	12.0	31.0	27.0	16.0	M14x1.5
	DSE-08S	8	19.0	14.0	32.0	27.5	17.0	M16x1.5
	DSE-10S	10	22.0	17.0	34.0	30.0	17.5	M18x1.5
	DSE-12S	12	24.0	17.0	38.0	31.0	21.5	M20x1.5
	DSE-14S	14	27.0	19.0	40.0	35.0	22.0	M22x1.5
	DSE-16S	16	30.0	24.0	43.0	36.5	24.5	M24x1.5
	DSE-20S	20	36.0	27.0	48.0	44.5	26.5	M30x2.0
	DSE-25S	25	36.0	36.0	54.0	50.0	30.0	M36x2.0
	DSE-30S	30	50.0	41.0	62.0	55.0	35.5	M42x2.0
	DSE-38S	38	60.0	50.0	72.0	63.0	41.0	M52x2.0

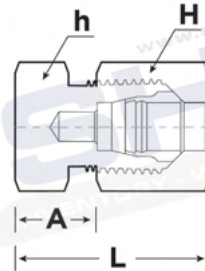
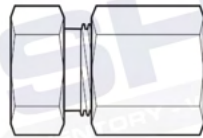
DSRT - DIN Swivel Adjustable Run Tee



		PART NO	Tube OD	DIMENSION (mm)						
				H	h	L	L1	A	B	T
Light	DSRT 06L	6	14.0	12.0	27.0	53.0	12.0	26.0	M12x1.5	
	DSRT 08L	8	17.0	12.0	29.0	56.0	14.0	27.5	M14x1.5	
	DSRT 10L	10	19.0	14.0	30.0	59.0	15.0	29.0	M16x1.5	
	DSRT 12L	12	22.0	17.0	32.0	61.0	17.0	29.5	M18x1.5	
	DSRT 15L	15	27.0	19.0	36.0	69.0	21.0	32.5	M22x1.5	
	DSRT 18L	18	32.0	24.0	40.0	75.0	23.5	35.5	M26x1.5	
	DSRT 22L	22	36.0	27.0	44.0	82.0	27.5	38.5	M30x2.0	
	DSRT 28L	28	41.0	36.0	47.0	89.0	30.5	41.5	M36x2.0	
	DSRT 35L	35	50.0	41.0	56.0	107.0	34.5	51.0	M45x2.0	
	DSRT 42L	42	60.0	50.0	63.0	119.0	40.0	56.0	M52x2.0	
Heavy	DSRT 06S	6	17.0	12.0	31.0	58.0	16.0	27.0	M14x1.5	
	DSRT 08S	8	19.0	14.0	32.0	59.0	17.0	27.5	M16x1.5	
	DSRT 10S	10	22.0	17.0	34.0	64.0	17.5	30.0	M18x1.5	
	DSRT 12S	12	24.0	17.0	38.0	69.0	21.5	31.0	M20x1.5	
	DSRT 14S	14	27.0	19.0	40.0	75.0	22.0	35.0	M22x1.5	
	DSRT 16S	16	30.0	24.0	43.0	79.0	24.5	36.5	M24x1.5	
	DSRT 20S	20	36.0	27.0	48.0	93.0	26.5	44.5	M30x2.0	
	DSRT 25S	25	46.0	36.0	54.0	104.0	30.0	50.0	M36x2.0	
	DSRT 30S	30	50.0	41.0	62.0	117.0	35.5	55.0	M42x2.0	
	DSRT 38S	38	60.0	50.0	72.0	135.0	41.0	63.0	M52x2.0	

7

DC - DIN Tube Cap



	PART NO	Tube OD	DIMENSION (mm)			
			H	h	L	A
Light	DC-06L	6	14	12	22	7.0
	DC-08L	8	17	14	23	8.0
	DC-10L	10	19	17	24	9.0
	DC-12L	12	22	19	25	10.0
	DC-15L	15	27	24	26	11.0
	DC-18L	18	32	27	28	11.5
	DC-22L	22	36	32	30	13.5
	DC-28L	28	41	41	31	14.5
	DC-35L	35	50	46	36	14.5
	DC-42L	42	60	55	39	16.0
Heavy	DC-06S	6	17	14	26	11.0
	DC-08S	8	19	17	28	13.0
	DC-10S	10	22	19	29	12.5
	DC-12S	12	24	22	31	14.5
	DC-14S	14	27	24	34	16.0
	DC-16S	16	30	27	34	15.5
	DC-20S	20	36	32	39	17.5
	DC-25S	25	46	41	44	20.0
DC-30S	30	50	46	47	20.5	
DC-38S	38	60	55	54	23.0	

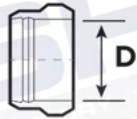
DP - DIN Plug



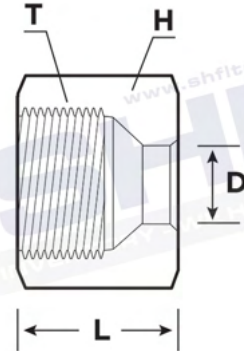
	PART NO	Tube OD	DIMENSION (mm)	
			H	h
Light	DP-06L	6	6	18.5
	DP-08L	8	8	18.5
	DP-10L	10	10	20
	DP-12L	12	12	20.5
	DP-15L	15	15	20.5
	DP-18L	18	18	22.5
	DP-22L	22	22	25
	DP-28L	28	28	25.5
	DP-35L	35	35	30
	DP-42L	42	42	30
Heavy	DP-06S	6	6	18.5
	DP-08S	8	8	18.5
	DP-10S	10	10	20
	DP-12S	12	12	20.5
	DP-14S	14	14	22.5
	DP-16S	16	16	23.5
	DP-20S	20	20	28.5
	DP-25S	25	25	29
	DP-30S	30	30	30.5
	DP-38S	38	38	33

7

DS - DIN Bite Ring




DN - DIN Nut



	PART NO	Tube OD	H (mm)
Light	DS-04LL	4	4
	DS-06LL	6	6
	DS-08LL	8	8
	DS-10LL	10	10
	DS-12LL	12	12
	DS-06L	6	6
	DS-08L	8	8
	DS-10L	10	10
	DS-12L	12	12
	DS-15L	15	15
	DS-18L	18	18
	DS-22L	22	22
	DS-28L	28	28
	DS-35L	35	35
	DS-42L	42	42
Heavy	DS-06S	6	6
	DS-08S	8	8
	DS-10S	10	10
	DS-12S	12	12
	DS-14S	14	14
	DS-16S	16	16
	DS-20S	20	20
	DS-25S	25	25
	DS-30S	30	30
	DS-38S	38	38

	PART NO	Tube OD	DIMENSION (mm)			
			H	h	L	A
Light	DN-04LL	4	4	10	11.5	M8x1.0
	DN-06LL	6	6	12	12	M10x1.0
	DN-08LL	8	8	14	12.5	M12x1.0
	DN-10LL	10	10	17	12.5	M14x1.0
	DN-12LL	12	12	19	13	M16x1.0
	DN-06L	6	6	14	15	M12x1.5
	DN-08L	8	8	17	15	M14x1.5
	DN-10L	10	10	19	16	M16x1.5
	DN-12L	12	12	22	16	M18x1.5
	DN-15L	15	15	27	17.5	M22x1.5
	DN-18L	18	18	32	18	M26x1.5
	DN-22L	22	22	36	20.5	M30x2.0
	DU-28L	28	28	41	21	M36x2.0
	DN-35L	35	35	50	24	M45x2.0
	DN-42L	42	42	60	24	M52x2.0
Heavy	DN-06S	6	6	17	16.5	M14x1.5
	DN-08S	8	8	19	16.5	M16x1.5
	DN-10S	10	10	22	17.5	M18x1.5
	DN-12S	12	12	24	18	M20x1.5
	DN-14S	14	14	27	20.5	M22x1.5
	DN-16S	16	16	30	21	M24x1.5
	DN-20S	20	20	36	24	M30x2.0
	DN-25S	25	25	46	27	M36x2.0
	DN-30S	30	30	50	29.5	M42x2.0
	DN-38S	38	38	60	32.5	M52x2.0



SECTION 8 VALVES

316 SS



Ball Valves

1,000 PSI BALL VALVES	SBV210 210 SERIES BALL VALVE p.238	SBVT210 210 SERIES BALL VALVE TEE p.239	SBVL210 210 SERIES KEY OPERATIONAL BALL VALVE p.239
	SBV120 120 SERIES BALL VALVE p.240		
3,000 PSI BALL VALVES	SBVH360 360 SERIES BALL VALVE p.241	SBVF360 TWO WAY 360 SERIES BALL VALVE p.242	SBVF360 THREE WAY 360 SERIES BALL VALVE p.243
	SHFBV SHF HIGH PRESSURE BALL VALVE p.244		
6,000 PSI BALL VALVES			
10,000 PSI BALL VALVES			

Check Valves

3,000 PSI CHECK VALVES	SPCV CHECK VALVE p.245	SOCV ONE-PIECE CHECK VALVE p.246	SOACV ONE-PIECE ADJUSTABLE CHECK VALVE p.247	SACV ADJUSTABLE CHECK VALVE p.247
	SHCV HIGH PRESSURE CHECK VALVE p.248			
6,000 PSI CHECK VALVES				

Plug Valve

3,000 PSI PLUG VALVE	SPV130
	PLUG VALVE p.249

Bleed & Purge Valve

4,000 PSI BLEED & PURGE VALVE	SBLV	SPUV
	BLEED & PURGE VALVE p.250	PURGE VALVE p.251

Needle Valve

5K - 6K PSI NEEDLE VALVES	SINV	SUNV
	INTEGRAL BONNET BAR NEEDLE VALVE p.252	UNION BONNET NEEDLE VALVE p.253

Relief Valve

300/6,000 PSI RELIEF VALVES	SRVL	SRVH
	LOW PRESSURE RELIEF VALVE p.254	HIGH PRESSURE RELIEF VALVE p.255

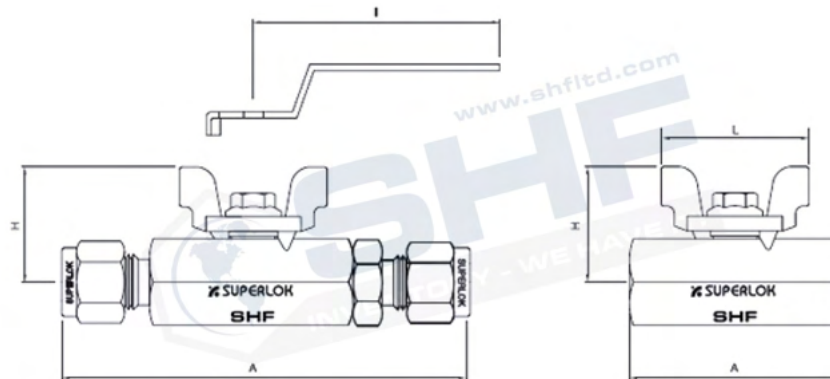
Quick Connects

QUICK CONNECTS	SQC
	QUICK CONNECTS p.256-257

210 Series Ball Valve - 1,000 psig @70°F

SBV210 Series

210 Series Ball Valves can be manufactured with metric tube ends upon request. All parts are provided with a bar handle or a butterfly handle.



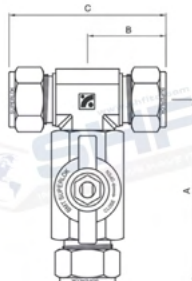
PART NO	ORIFICE (mm)	Cv	END CONNECTIONS	DIMENSIONS (mm)			
				A	H	L	L
SBV210-S-4	5.0	1.25	1/4" SUPERLOK	79.8	23.0	60.0	30.0
SBV210-F-4N		1.4	1/4" FEMALE NPT	42.8			
SBV210-S-6	7.5	2.5	3/8" SUPERLOK	91.5	31.0	90.0	48.0
SBV210-F-6N		2.6	3/8" FEMALE NPT	46.6			
SBV210-S-8	9.0	9.5	1/2" SUPERLOK	101.4	34.0	90.0	50.0
SBV210-F-8N		9.5	1/2" FEMALE NPT	55.0			
SBV210-S-10	12.5	10.6	5/8" SUPERLOK	107.0	39.0	100.0	55.0
SBV210-S-12		12.7	3/4" SUPERLOK	107.0			
SBV210-F-12N		12.7	3/4" FEMALE NPT	61.3			
SBV210-S-16	16.0	17.5	1" SUPERLOK	131.0	45.0	100.0	68.0
SBV210-F-16N		17.5	1" FEMALE NPT	76.0			



210 Series Ball Valve Tee - 1,000 psig @70°F

SBVT210

210 Series Ball Valves can be manufactured with metric tube ends upon request. All parts are provided with a bar handle or a butterfly handle.

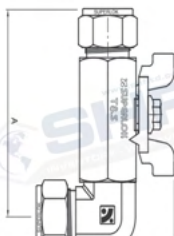


PART NO	ORIFICE (mm)	Cv	END CONNECTIONS	DIMENSIONS (mm)		
				A	B	C
SBVT210-S-4	5.0	1.4	1/4" SUPERLOK	65.3	30.5	61.0
SBVT210-S-6	7.5	2.6	3/8" SUPERLOK	77.5	36.1	72.2
SBVT210-S-8	9.0	9.5	1/2" SUPERLOK	87.9	38.1	76.2
SBVT210-S-12	12.5	12.7	3/4" SUPERLOK	93.8	39.9	79.8
SBVT210-S-16	16.0	17.5	1" SUPERLOK	115.3	49.0	98.0

210 Series Key Operational Ball Valve - 1,000 psig @100°F

SBVL210

210 Series Ball Valves can be manufactured with metric tube ends upon request. All parts are provided with a handle that locks in On/Off positions.

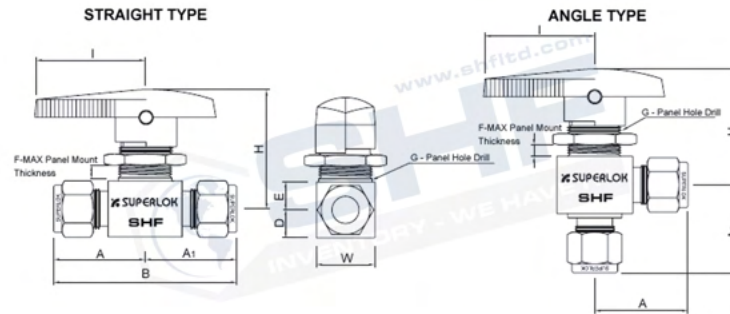


PART NO	ORIFICE (mm)	END CONNECTIONS	DIMENSIONS (mm)	
			A	H
SBVL210-S-4	5.0	1/4" SUPERLOK	79.8	32
SBVL210-F-4N		1/4" FEMALE NPT	42.8	
SBVL210-S-6	7.5	3/8" SUPERLOK	91.5	35
SBVL210-F-6N		3/8" FEMALE NPT	46.6	
SBVL210-S-8	9.0	1/2" SUPERLOK	101.4	38
SBVL210-F-8N		1/2" FEMALE NPT	55.0	
SBVL210-S-10	12.5	5/8" SUPERLOK	107.0	41
SBVL210-S-12		3/4" SUPERLOK	107.0	
SBVL210-F-12N		3/4" FEMALE NPT	61.3	
SBVL210-S-16	16.0	1" SUPERLOK	131.0	44
SBVL210-F-16N		1" FEMALE NPT	76.0	

120 Series Ball Valve - 3,000 psig @70°F

SBV120 Series

120 Series Ball Valves can be manufactured with metric tube ends upon request. All parts are provided with a bar handle or a butterfly handle.

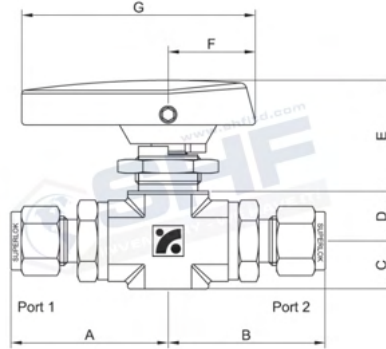


PART NO	ORIFICE (mm)	Cv	END CONNECTIONS	DIMENSIONS (mm)									
				A	A1	B	D	E	F	G	H	I	W
SBV120-H1-S-1	1.3	0.1	1/16" SUPERLOK	21.3	21.3	42.6	7.1	8.7	6.4	15.0	36.0	29.0	15.0
SBV120-H1-S-2	2.4	0.2	1/8" SUPERLOK	25.4	25.4	50.8							
SBV120-H1-F-2N	3.2	0.5	1/8" FEMALE NPT	20.6	20.6	41.2							
SBV120-H1-S-4	3.2	0.6	1/4" SUPERLOK	27.7	27.7	55.4	9.4	11.2	4.8	19.8	43.7	38.5	19.8
SBV120-H2-F-2N	1.2	1/8" FEMALE NPT	25.4	25.4	50.8								
SBV120-H2-F-4N	0.9	1/4" FEMALE NPT	26.2	26.2	52.4								
SBV120-H2-S-4	2.4	1/4" SUPERLOK	30.2	30.2	60.4								
SBV120-H2-S-6	1.5	3/8" SUPERLOK	32.5	32.5	65.0	14.2	14.2	9.4	28.5	56.1	51.0	28.5	
SBV120-H3-F-4N	3.0	1/4" FEMALE NPT	31.8	31.8	63.6								
SBV120-H3-F-6N	7.1	3/8" FEMALE NPT	31.8	31.8	63.6								
SBV120-H3-S-6	6.0	3/8" SUPERLOK	38.9	38.9	77.8	17.5	17.5	9.4	38.1	71.8	75.0	75.0	
SBV120-H4-F-8N	6.3	1/2" FEMALE NPT	39.6	39.6	79.2								
SBV120-H4-S-8	10.3	1/2" SUPERLOK	50.0	50.0	100								
SBV120-H4-S-12	6.4	1/2" SUPERLOK	50.0	50.0	100								



360 Series Ball Valve - 6,000 psig @70°F

SBVH360 Series



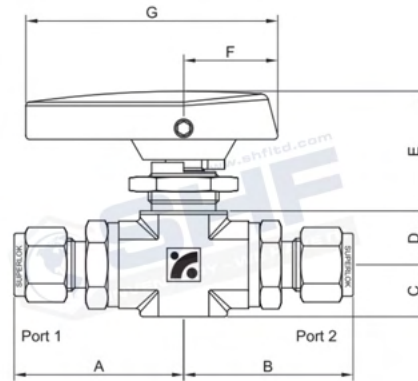
PART NO	ORIFICE (mm)	Cv	END CONNECTIONS	DIMENSIONS (mm)				
				A	B	I	H	d(min)
SBVH3601-S-4	10.0	1.2	1/4" SUPERLOK	45.7	45.7	91.4	105	4.8
SBVH3601-S-6		3.7	3/8" SUPERLOK	47.5	47.5	94.4		7.1
SBVH3601-S-8		7.5	1/2" SUPERLOK	49.8	49.8	99.6		10.0
SBVH3601-F-4N		7.5	1/4" FEMALE NPT	37.0	37.0	74.0		10.0
SBVH3601-F-6N		7.5	3/8" FEMALE NPT	38.0	38.0	76.0		10.0
SBVH3601-F-8N		7.5	1/2" FEMALE NPT	41.5	41.5	83.0		10.0
SBVH3602-F-8N	12.7	10.0	1/2" FEMALE NPT	45.5	45.5	91.0	125	12.7
SBVH3602-F-12N			3/4" FEMALE NPT	51.0	51.0	102.0		
SBVH3602-S-10			5/8" SUPERLOK	54.0	54.0	108.0		
SBVH3602-S-12			3/4" SUPERLOK	54.0	54.0	108.0		
SBVH3603-F-12N	19.0	30.0	3/4" FEMALE NPT	54.0	54.0	108.0	149	20.0
SBVH3603-F-16N		30.0	1" FEMALE NPT	62.5	62.5	125.0		20.0
SBVH3603-S-12		19.0	3/4" SUPERLOK	61.9	61.9	123.8		15.74
SBVH3603-S-16		30.0	1" SUPERLOK	66.4	66.4	132.8		20.0

Forged High Pressure Ball Valves (Two-Way) 6,000 psig @70°F

SBVF 360 Series

Valves can be manufactured with metric tube ends upon request.

All parts are provided with quarter turn operation handle that allows quick positive shutoff in applications up to 6,000 psig.



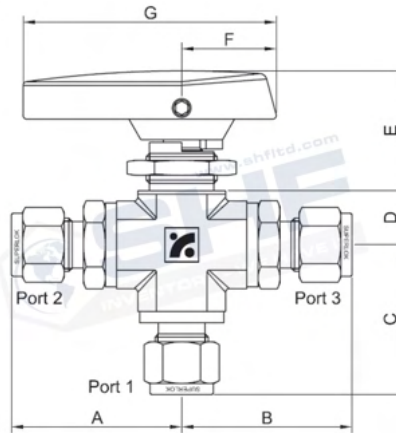
PART NO	ORIFICE (INCH)	Cv	END CONNECTIONS PORT1 / PORT2	DIMENSIONS (INCH)								
				A	B	C	D	E	F	G	H	I
SBVF3601-S-2	0.093	0.21	1/8" SUPERLOK	1.36	1.36	0.39	0.41	0.93	0.71	1.85	0.64	0.13
SBVF3601-F-2N	0.165	0.93	1/8" FEMALE NPT	1.07	1.07							
SBVF3601-S-4			1/4" SUPERLOK	1.48	1.48							
SBVF3602-S-4	0.189	1.04	1/4" SUPERLOK	1.74	1.74	0.55	0.57	1.27	1.0	2.68	0.77	0.25
SBVF3602-F-4N	0.250	2.34	1/4" FEMALE NPT	1.51	1.51							
SBVF3602-S-6			3/8" SUPERLOK	1.80	1.80							
SBVF3603-F-6N	0.406	6.42	3/8" FEMALE NPT	1.95	1.95	0.69	0.76	1.62	1.09	2.92	0.90	0.38
SBVF 3603-F-8N			1/2" FEMALE NPT	2.15	2.15							
SBVF 3603-S-8			1/2" SUPERLOK	2.34	2.34							
SBVF 3603-S-12			3/4" SUPERLOK	2.33	2.33							

Forged High Pressure Ball Valves (Three-Way) 6,000 psig @70°F

SBVF 360 Series

Valves can be manufactured with metric tube ends upon request.

All parts are provided with quarter turn operation handle that allows quick positive shutoff in applications up to 6,000 psig.



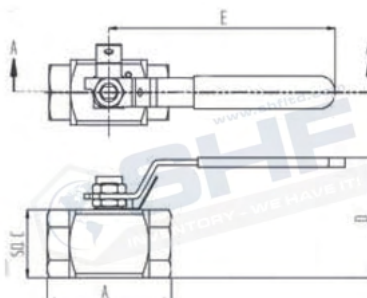
PART NO	ORIFICE (INCH)	Cv	END CONNECTIONS PORT1 / PORT2	DIMENSIONS (INCH)								
				A	B	C	D	E	F	G	H	I
SBVF36013-S-2	0.093	0.21	1/8" SUPERLOK	1.36	1.36	1.43	0.41	0.93	0.71	1.85	0.64	0.13
SBVF36013-F-2N	0.165	0.63	1/8" FEMALE NPT	1.07	1.07	1.18						
SBVF36013-S-4			0.189	0.70	1/4" SUPERLOK	1.48	1.48	1.46	0.57	1.27	1.0	2.68
SBVF36023-S-4	1/4" SUPERLOK	1.74			1.74	1.59						
SBVF36023-F-4N	0.250	0.87	1/4" FEMALE NPT	1.51	1.51	1.30	0.76	1.62	1.09	2.92	0.90	0.38
SBVF36023-S-6			3/8" SUPERLOK	1.80	1.80	1.59						
SBVF36033-F-6N	0.406	3.62	3/8" FEMALE NPT	1.95	1.95	1.85	0.76	1.62	1.09	2.92	0.90	0.38
SBVF 36033-F-8N			1/2" FEMALE NPT	2.15	2.15	1.85						
SBVF 36033-S-8			1/2" SUPERLOK	2.34	2.34	2.25						
SBVF 36033-S-12			3/4" SUPERLOK	2.33	2.33	2.25						



High Pressure Ball Valve (Full Bore) 10,000 psig @70°F

SHFBV Series

All valves are lever operated, with an option of Acuator Mounting.



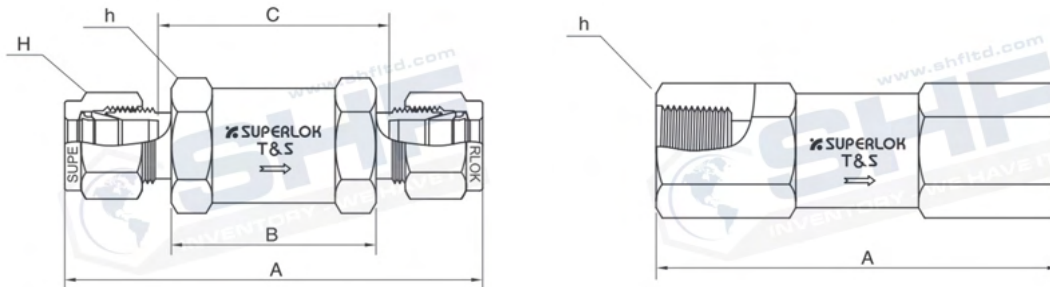
PART NO	CONNECTION	SIZE	B ORIFICE	A	C	D	E
SHFBV10K-04FB	FNPT	1/4	10.0	74	32	2	105
SHFBV10K-06FB	FNPT	3/8	10.0	74	32	72	105
SHFBV10K-08FB	FNPT	1/2	12.7	86	32	72	130
SHFBV10K-12FB	FNPT	3/4	19.0	95	50	92	165
SHFBV10K-16FB	FNPT	1	25.0	110	63	105	165



Check Valve 3,000 psig @70°F

SPCV Series

Fixed cracking pressure. Temperature rating up to 375°F with viton o-ring.
Variety of end connections. Each and every valve is factory tested.



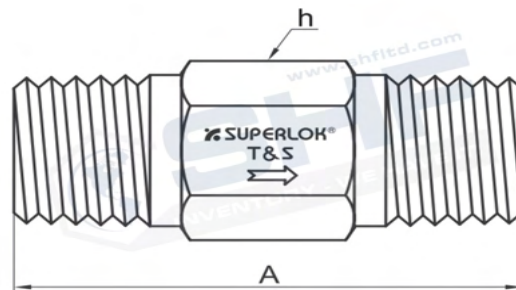
PART NO	END CONNECTION	DIMENSIONS				
		A	B	C	h	H
SPCV-S-2	1/8 SUPERLOK	57.15	26.6	31.2	15.88	11.11
SPCV-F-2N	1/8 Female NPT	50.00	-	-	15.88	-
SPCV-S-4	1/4 SUPERLOK	62.16	26.6	31.4	15.88	14.28
SPCV-F-4N	1/4 Female NPT	57.10	-	-	19.05	-
SPCV-S-6	3/8 SUPERLOK	76.20	37.6	42.4	22.22	17.46
SPCV-F-6N	3/8 Female NPT	73.90	-	-	22.22	-
SPCV-S-8	1/2 Female NPT	86.58	42.9	40.8	25.40	22.22
SPCV-F-8N	1/2 Female NPT	90.60	-	-	27.00	-
SPCV-S-10	5/8 SUPERLOK	91.68	48.0	42.8	28.50	25.40
SPCV-S-12	3/4 SUPERLOK	99.78	56.1	51.1	31.80	28.57
SPCV-F-12N	3/4 Female NPT	99.78	-	-	31.80	-
SPCV-S-16	1 SUPERLOK	111.22	58.4	48.9	38.10	38.1
SPCV-F-16N	1 Female NPT	114.30	-	-	41.27	-



One-Piece Check Valve 3,000 psig @70°F

SOCV Series

Valves are temperature rated up to 375°F with viton seal standard, cracking pressure fixed from 1/3 to 50 psig (0.02 - 3.45 bar) upon specification. All valves are factory tested for cracking pressure and reseal performance.



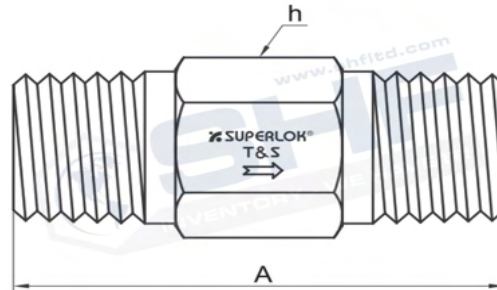
PART NUMBER	END CONNECTION		A	h HEX mm(in)
	INLET	OUTLET		
SOCV1-M-4N	1/4 Male NPT	1/4 Male NPT	41.2	14.29 (9/16)
SOCV1-M-4R	1/4 Male ISO	1/4 Male ISO		
SOCV2-F-4N	1/4 Female NPT	1/4 Female NPT	61.2	19.05 (3/4)
SOCV2-F-4R	1/4 Female ISO	1/4 Female ISO	64.5	
SOCV2-MF-4N	1/4 Male NPT	1/4 Female NPT	44.5	
SOCV2-FM-4N	1/4 Female NPT	1/4 Male NPT	58.2	
SOCV3-M-8N	1/2 Male NPT	1/2 Male NPT	57.9	22.22 (7/8)
SOCV4-F-8N	1/2 Female NPT	1/2 Female NPT	94.2	26.9 (1-1/16)
SOCV4-MF-8N	1/2 Male NPT	1/2 Female NPT	71.9	



One-Piece Adjustable Check Valve 3,000 psig @70°F

SOACV

Valves are temperature rated up to 375°F with viton seal standard, cracking pressure fixed from 1/3 to 25 psig (0.02 - 1.7 bar). All valves are factory tested for cracking pressure and reseal performance.

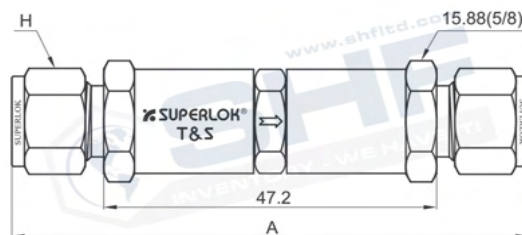


PART NUMBER	END CONNECTION	A	h HEX mm(in)
SOACV1-M-4N	1/4 Male NPT	41.1	14.29 (9/16)
SOACV1-M-4R	1/4 Male ISO		
SOACV2-F-4N	1/4 Female NPT	75.7	19.05 (3/4)
SOCAV2-M-8N	1/2 Male NPT	65.0	22.2 (7/8)
SOCAV2-M-8R	1/2 Male ISO		

Adjustable Check Valve 3,000 psig @70°F

SACV

Valves are temperature rated up to 375°F with viton seal standard, cracking pressure fixed from 3 to 600 psig (0.2 - 14.3 bar). All valves are factory tested for cracking pressure and reseal performance.



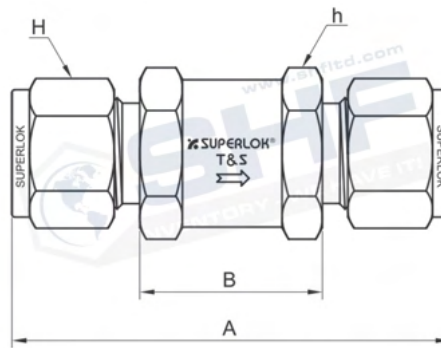
PART NUMBER	END CONNECTIONS		A (mm)	h Hex mm (in)
	INLET	OUTLET		
SACV-S-4	1/4" SUPERLOK		82.0	14.29 (9/16)
SACV-S-6M	6mm SUPERLOK		82.0	14
SACV-S-8M	8mm SUPERLOK		84.3	16
SACV-M4N-S4	1/4 MALE NPT	1/4" SUPERLOK	79.2	14.29 (9/16)

High Pressure Check Valve

6,000 psig @70°F

SHCV Series

Valves are temperature rated up to 375°F with viton seal standard, cracking pressure fixed from 1/3 to 50 psig (0.02 - 3.45bar) upon specification. All valves are factory tested for cracking pressure and reseal performance.



PART NUMBER	ORIFICE (mm)	Cv Max.	END CONNECTION	PRESSURE RATING psig (bar)	DIMENSIONS (mm)			
					A	B	H	h
SHCV1-S-2	4.8	0.67	1/8" SUPERLOK	6000 (413)	57.7	26.4	11.11 (9/16)	17.46 (11/16)
SHCV1-S-4			1/4" SUPERLOK	61.7	14.29 (7/16)			
SHCV1-S-6M			6mm SUPERLOK	61.7	14			
SHCV1-F-4N			1/4" FEMALE NPT	54.1	-			
SHCV1-M-2N			1/8" MALE NPT	45.5	-			
SHCV1-M-4N			1/4" MALE NPT	55.1	26.4			
SHCV2-S-6	7.8	1.8	3/8" SUPERLOK	6000 (413)	69.9	31.2	17.46 (11/16)	25/4 (1)
SHCV2-S-8			1/2" SUPERLOK		75.2		22.22 (7/8)	
SHCV2-S-8M			8mm SUPERLOK		68.6		16	
SHCV2-S-10M			10mm SUPERLOK	71.1	19			
SHCV2-S-12M			12mm SUPERLOK	75.2	22			
SHCV2-F-6			3/8" FEMALE NPT	5000 (344)	64.8	-		
SHCV2-F-8N			1/2" FEMALE NPT	4600 (316)	77.0	-		
SHCV2-M-6N			3/8" MALE NPT	6000 (413)	59.9	31.2		
SHCV2-M-8N			1/2" MALE NPT	6000 (413)	69.3	-		
SHCV3-S-12			15	4.7	3/4" SUPERLOK	5000 (344)	89.4	
SHCV3-S-16	1" SUPERLOK	4700 (323)			98.6	38.1 (1-1/2)		
SHCV3-S-22M	22mm SUPERLOK	5000 (344)			88.4	32		
SHCV3-S-25M	25mm SUPERLOK				98.6	40		
SHCV3-F-12N	3/4" FEMALE NPT	4300 (296)			82.0	-		
SHCV3-F-16N	1" FEMALE NPT	4100 (282)			97.3	-		
SHCV3-M-12N	3/4" MALE NPT	5000 (344)			83.6	45.5		
SHCV3-M-16N	1" MALE NPT				93.2	45.7		

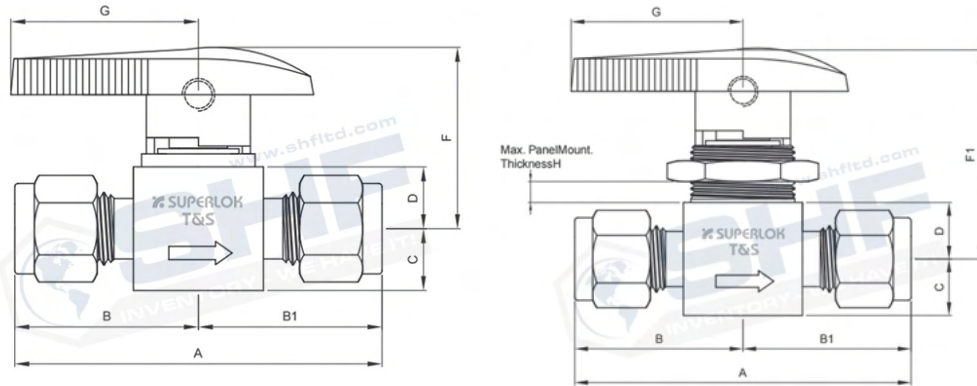
Plug Valve 3,000 psig @100°F

SPV130 Series

SPV131 and SPV132 Valves.

Valves are temperature rated up to 400°F. All valves are factory tested.

Ording Valves that list F1, H dimensions are available in panel mounting style versus standard style.



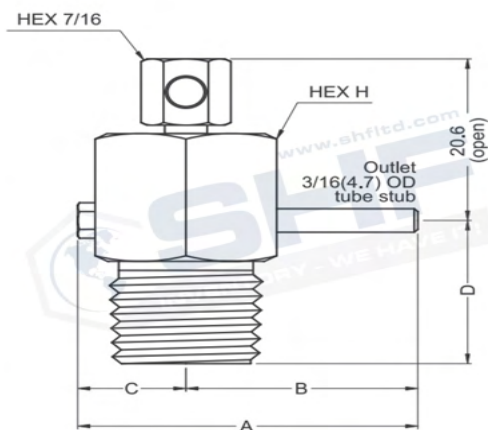
PART NO	ORIFICE (mm)	CV	END CONNECTIONS		DIMENSIONS (mm)										
			INLET	OUTLET	A	B	B1	C	D	E	F	F1	G	H	
SPV-131-F-2N	4.4	1.2	1/8" Female NPT		45.2	22.6	22.6								
SPV-131-F-4N		0.9	1/4" Female NPT		53.1	26.6	26.6								
SPV-131-MF-4N		0.9	1/4" Male NPT	1/4" Female NPT	50.8	24.2	26.6								
SPV-131-M-2N		1.0	1/8" Male NPT		39.0	19.5	19.5								
SPV-131-M-4N		1.0	1/4" Male NPT		48.4	24.2	24.2	9.5	9.5	20.0	27.9	35.5	28.9	6.4	
SPV-131-MS-4N4		0.9	1/4" Male NPT	1/4" Superlok	51.2	24.2	27.6								
SPV-131-S-2	2.3	0.1	1/8" Superlok		50.5	25.3	25.3								
SPV-131-S-4	4.4	1.6	1/4" Superlok		55.1	27.6	27.6								
SPV-131-S-6M		1.6	6mm Superlok		55.1	27.6	27.6								
SPV-132-F-4N		4.3	1/4" Female NPT		60.5	30.3	30.3								
SPV-132-F-8N	7.2	2.7	1/2" Female NPT		73.2	36.6	36.6								
SPV-132-M-8N		2.4	1/2" Male NPT		67.1	33.5	33.5								
SPV-132-S-8M		6.4	8mm Superlok		67.6	33.8	33.8	14.0	14.0	30	41.6	53.2	51.7	9.4	
SPV-132-S-10M		6.4	10mm Superlok		68.1	34.1	34.1								
SPV-132-S-12M		4.8	12mm Superlok		75.2	37.6	37.6								
SPV-132-S-6		6.4	3/8" Superlok		67.6	33.8	33.8								
SPV-132-S-8	4.4	1/2" Superlok		73.2	36.6	36.6									

Bleed & Purge Valve - 4,000+ psig @100°F

SBLV Series

Valves are temperature rated up to 400°F. All valves are factory tested.

Ording Valves that list F1, H dimensions are available in panel mounting style versus standard style.



TEMPERATURE °F (°C)	WORKING PRESSURE psig (bar)
-65(-53) to 100(37)	10,000(689)
200(93)	9,290(640)
300(148)	8,390(578)
400(204)	7,705(530)
450(232)	7,435(512)
500(260)	7,165(493)
600(315)	6,770(466)
650(343)	6,660(458)
700(371)	6,840(446)
750(398)	6,335(436)
800(426)	6,230(429)
850(454)	6,085(419)

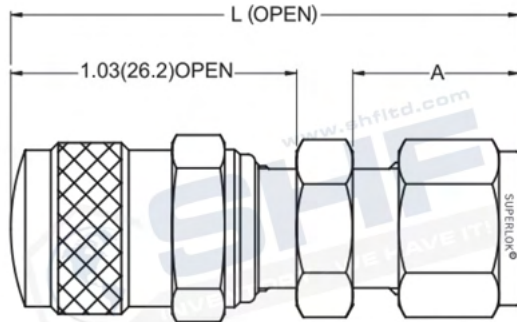
PART NUMBER	END CONNECTION		CV	DIMENSIONS INCH (mm)				
	INLET	OUTLET		A	B	C	D	H
SBLV-M-02N	1/8" Male NPT	O.D. 3/16" tube stub	0.25	1.34	0.94	0.41	0.75	0.625
SBLV-M-04N	1/4" Male NPT			(34.0)	(23.9)	(10.4)	(19.1)	(15.87)
SBLV-M-06N	3/8" Male NPT			1.47	1.03	0.44	0.88	0.875
SBLV-M-08N	1/2" Male NPT			(37.3)	(26.3)	(11.2)	(22.3)	(22.22)
SBLV-M-12N	3/4" Male NPT			1.87	1.15	0.72	1	1.125
				(47.6)	(29.3)	(18.3)	(25.4)	(28.57)



Purge Valve - 4,000 psig @100°F

SPUV Series

Valves are manual bleed, vent or drain lines. Valves offered are straight type and temperature rated up to 600°F. Union type, elbow type and tee type valves can be made to order. All valves are factory tested.



TEMPERATURE °F (°C)	WORKING PRESSURE psig (bar)
-65(-53) to 100(37)	4,000(275)
150(65)	3,720(256)
200(93)	3,440(237)
300(148)	3,105(213)
350(176)	2,975(204)
400(204)	2,850(196)
450(232)	2,750(189)
500(260)	2,650(182)
600(315)	2,500(172)

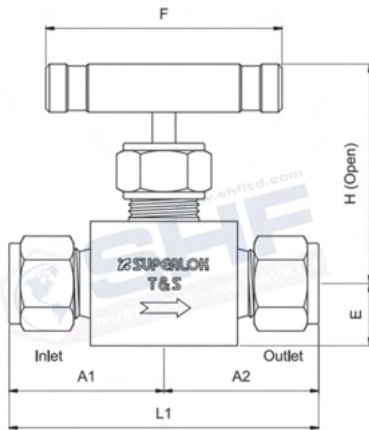
PART NUMBER	INLET END CONNECTION	DIMENSIONS INCH (mm)	
		L	A
SPUVF-2N	1/8" Female NPT	1.56 (39.6)	0.53 (13.5)
SPUVF-4N	1/4" Female NPT	1.75 (44.4)	0.72 (18.3)
SPUVF-6N	3/8" Female NPT	1.81 (46.0)	0.78 (19.8)
SPUVF-8N	1/2" Female NPT	1.98 (50.3)	0.97 (24.6)
SPUVM-2N	1/8" Male NPT	1.62 (41.1)	0.38 (9.7)
SPUVM-4N	1/4" Male NPT	1.81 (46.0)	0.56 (14.2)
SPUVM-6N	3/8" Male NPT	1.84 (46.7)	0.56 (14.2)
SPUVM-8N	1/2" Male NPT	2.09 (53.1)	0.75 (19.1)
SPUVS-2	1/8" SUPERLOK	1.84 (46.7)	0.59 (15.0)
SPUVS-4	1/4" SUPERLOK	1.94 (49.3)	0.69 (17.5)
SPUVS-6	3/8" SUPERLOK	2.03 (51.6)	0.75 (19.1)
SPUVS-8	1/2" SUPERLOK	2.19 (55.6)	0.88 (24.)
SPUVS-6M	6mm SUPERLOK	1.94 (49.3)	0.69 (17.5)
SPUVS-8M	8MM SUPERLOK	2.00 (50.8)	0.72 (18.3)



Integral Bonnet Bar Needle

5,000 psig @100°F

SINV Series



Valves are temperature rated up to 450°F with PTFE packing, and rated up to 600°F with PEEK packing.
 All valves are factory tested.
 Available with Set Screw handle, Knob Handle or Bar Handle upon specification.

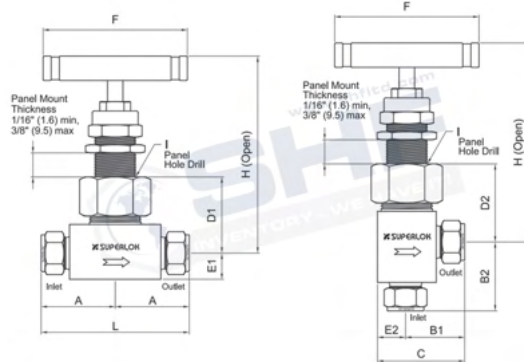
PART NUMBER	ORIFICE (mm)	Cv	END CONNECTION		DIMENSIONS (mm)									
			INLET	OUTLET	L	A	B	B1	C	D	E	F	G	H
SINV1-F-2N	2.0	0.09	1/8" FEMALE NPT		47.8	23.9	23.9	23.9	31.8	11.2	7.9	32.0	11.9	55.0
SINV1-M-2N			1/8" MALE NPT		38.1	19.1	19.1	19.1	27.0					
SINV1-MS-2N-2			1/8" MALE NPT	1/8" SUPERLOK	43.8									
SINV1-S-2			1/8" SUPERLOK		49.4	24.7	24.7	24.7	32.6					
SINV1-S-3M			3mm SUPERLOK											
SINV2-F-2N			4.4	0.37	1/8" FEMALE NPT		41.2	20.6	20.6					
SINV2-M-2N	1/8" MALE NPT				41.2									
SINV2-M-4N	1/4" MALE NPT				49.8	24.9	24.9	24.9	34.6					
SINV2-MS-4N-4	1/4" MALE NPT	1/4" SUPERLOK			53.6									
SINV2-S-6M	6mm SUPERLOK				57.4	28.7	28.7	28.7	38.4					
SINV2-S-4	1/4" SUPERLOK				57.4									
SINV2-S-8M	8mm SUPERLOK		59.4	29.7	29.7	29.7	39.4							
SINV3-F-4N	6.3	0.73	1/4" FEMALE NPT		53.8	26.9	26.9	39.6	12.7	12.7	64.0	20.0	63.5	
SINV3-F-4R			1/4" ISO FEMALE											
SINV3-MF-4N			1/4" MALE NPT	1/4" FEMALE NPT	55.6									
SINV3-MS-4N-6			1/4" MALE NPT	3/8" SUPERLOK	61.5	28.7	28.7	28.7						41.4
SINV3-M-6N			3/8" MALE NPT		57.4									
SINV3-MS-6N-6			3/8" MALE NPT	3/8" SUPERLOK	61.5	35.6	35.6	35.6						48.3
SINV3-MS-6N-8			3/8" MALE NPT	1/2" SUPERLOK	64.3									
SINV3-S-10M			10mm SUPERLOK		66.0	33.0	33.0	33.0	45.7					12.7
SINV3-S-6			3/8" SUPERLOK		65.6	32.8	32.8	32.8	45.5					
SINV3-S-12M			12mm SUPERLOK		71.2	35.6	35.6	35.6	48.3					14.0
SINV3-S-8	1/2" SUPERLOK		71.2											
SINV4-F-6N	9.5	1.80	3/8" FEMALE NPT		76.2	38.1	38.1	38.1	57.2	19.1	19.1	76.0	26.2	99.5
SINV4-F-6R			3/8" ISO FEMALE											
SINV4-F-8N			1/2" FEMALE NPT											
SINV4-F-8R			1/2" ISO FEMALE											
SINV4-M-8N			1/2" MALE NPT											
SINV4-MF-8N			1/2" MALE NPT	1/2" FEMALE NPT										
SINV4-S-8			1/2" SUPERLOK											
SINV4-S-12			3/4" SUPERLOK											

8

Union Bonnet Needle Valves 6,000 psig @100°F

SUNV Series

Valves are temperature rated up to 450°F with PTFE packing, and rated up to 1,200°F with Grafoil packing. All valves are factory tested. Available Straight and Angle flow patterns in a variety of end connections.

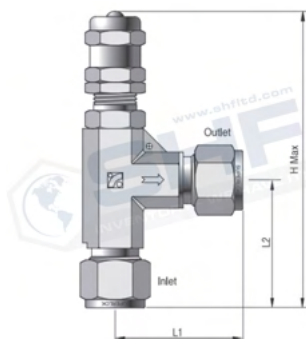


PART NUMBER	ORIFICE (mm)	Cv	END CONNECTIONS		DIMENSIONS (mm)																
			INLET	OUTLET	L	A	B1	B2	C	D1	D2	E1	E2	F	I	H1	H2	J			
SUNV1-F-2N	4.0	0.35	1/8" Female NPT		50.8	25.4	23.0	25.4	32.9	27.8	32.6	9.9	9.9	45.0	15.1	77.8	82.6				
SUNV1-F-4N			1/4" Female NPT		52.4	26.2															
SUNV1-M-4N			1/4" Male NPT		50.8	25.4	25.4	35.3													
SUNV1-MF-4N			1/4" Male NPT	1/4" Female NPT	52.4	26.2	23.0		32.9												
SUNV1-S-6M			6mm SUPERLOK		62.0	31.0	29.4	37.3	39.3												
SUNV1-S-4			1/4" SUPERLOK		46.0	23.0	22.3	30.2	32.2										27.8	77.8	7.2
SUNV1-SW-4T			1/4" Tube Socket Weld																		
SUNV1-S-8M			8mm SUPERLOK		62.0	31.0	29.4	37.3	39.3												
SUNV2-F-4N	6.4	0.86	1/4" Female NPT		57.2	28.9	25.4	28.6	38.1	34.1	37.3	12.7	12.7	64.0	19.9	93.7	93.7	9.6			
SUNV2-F-6N			3/8" Female NPT		73.0	36.5	33.3	39.7	46.1										34.2	93.7	
SUNV2-S-10M			10mm SUPERLOK																		32.5
SUNV2-S-6			3/8" SUPERLOK		77.8	38.9	35.7	42.1	48.4										34.2	93.7	
SUNV2-S-12M			12mm SUPERLOK																		34.9
SUNV2-S-8			1/2" SUPERLOK		57.2	28.6	25.4	28.6	38.1										35.7	93.7	8.0
SUNV2-SW-4P			1/4" Pipe Socket Weld																		
SUNV2-SW-6T			3/8" Tube Socket Weld		79.4	39.7	33.3	39.7	50.8										46.0	50.8	15.9
SUNV2-SW-8T	1/2" Tube Socket Weld																				
SUNV3-F-8N	11.0	2.2	1/2" Female NPT		79.4	39.7	33.3	39.7	50.8	46.0	50.8	15.9	17.5	89.0	26.2	121.5	126.2	11.1			
SUNV3-F-12N			3/4" Female NPT		82.6	41.3	-	-	-	48.4	-	19.9	-						123.9		
SUNV3-F-16N			1" Female NPT		92.0	46.0	-	-	-	54.0	-	25.4	-						129.4		
SUNV3-MF-8N			1/2" Male NPT	1/2" Female NPT	79.4	39.7	33.3	39.7	50.8	46.0	50.8	15.9	17.5						121.5	126.2	
SUNV3-MF-12N			3/4" Male NPT	3/4" Female NPT	82.6	41.3	-	-	-	48.4	-	19.9	-						123.9		
SUNV3-MF-16N			1" Male NPT	1" Male NPT	92.0	46.0	-	-	-	54.0	-	25.4	-						129.4		
SUNV3-S-12M			12mm SUPERLOK		100.0	50.0	43.7	53.2	61.2	46.0	47.6	15.9	17.5						123.1		
SUNV3-S-8			1/2" SUPERLOK																		
SUNV3-S-12			3/4" SUPERLOK		79.4	39.7	33.3	39.7	50.8	47.6	50.8	17.5	123.1								
SUNV3-S-16			1" SUPERLOK																		
SUNV3-SW-8P			1/2" Pipe Socket Weld		79.4	39.7	33.3	42.9	-	46.0	47.6	15.9	-						121.5		
SUNV3-SW-8T			1/2" Tube Socket Weld																		
SUNV3-SW-8T	1/2" Tube Socket Weld		79.4	39.7	33.3	42.9	-	46.0	47.6	15.9	-	121.5									
SUNV3-SW-12T	3/4" Tube Socket Weld																				

Low Pressure Relief Valves

300 psig

SRVL Series



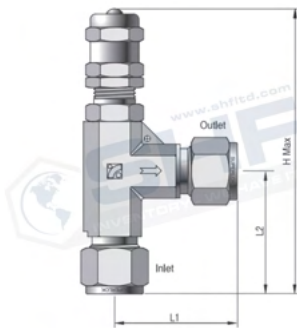
Cracking pressure range: 10 - 250 psig.
 One spring for the full set pressure range.
 All valves are factory tested.
 If Spring Kit is required please mention upon ordering.

PART NUMBER	ORIFICE	END CONNECTION		DIMENSIONS (mm)		
		INLET	OUTLET	L1	L2	H
SRVL-S-4	4.8	1/4" SUPERLOK		38.7	37.3	104.6
SRVL-S-6M		6mm SUPERLOK		38.7	37.3	104.6
SRVL-S-8M		8mm SUPERLOK		38.7	37.3	104.6
SRVL-S-6		3/8" SUPERLOK		44.4	44.4	111.7
SRVL-S-8		1/2" SUPERLOK		46.7	46.7	114.0
SRVL-S-12M		12mm SUPERLOK		46.7	46.7	114.0
SRVL-MS-8N-8		1/2" Male NPT	1/2" SUPERLOK	46.7	35.7	103.0
SRVL-MS-8N-12M		1/2" Male NPT	12mm SUPERLOK	46.7	35.7	103.0
SRVL-MF-4N		1/4" Male NPT	1/4" Female NPT	30.0	32.1	99.5
SRVL-MF-6N		3/8" Male NPT	3/8" Female NPT	34.5	32.2	99.5
SRVL-MF-8N		1/2" Male NPT	1/2" Female NPT	38.0	35.7	103.0



High Pressure Relief Valves 6,000 psig

SRVH Series



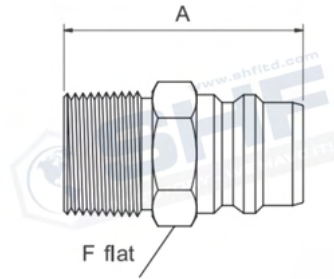
Cracking pressure range: 225 - 6000 psig.
 Multiple springs for a selection of set pressure ranges.
 All valves are factory tested.
 If Spring Kit is required please mention upon ordering.

PART NUMBER	ORIFICE	END CONNECTION		DIMENSIONS (mm)		
		INLET	OUTLET	L1	L2	H
SRVH-S-4	4.8	1/4" SUPERLOK		38.7	37.3	104.6
SRVH-S-6M		6mm SUPERLOK		38.7	37.3	104.6
SRVH-S-8M		8mm SUPERLOK		38.7	37.3	104.6
SRVH-S-6		3/8" SUPERLOK		44.4	44.4	111.7
SRVH-S-8		1/2" SUPERLOK		46.7	46.7	114.0
SRVH-S-12M		12mm SUPERLOK		46.7	46.7	114.0
SRVH-MS-8N-8		1/2" Male NPT	1/2" SUPERLOK	46.7	35.7	103.0
SRVH-MS-8N-12M		1/2" Male NPT	12mm SUPERLOK	46.7	35.7	103.0
SRVH-MF-4N		1/4" Male NPT	1/4" Female NPT	30.0	32.1	99.5
SRVH-MF-6N		3/8" Male NPT	3/8" Female NPT	34.5	32.2	99.5
SRVH-MF-8N	1/2" Male NPT	1/2" Female NPT	38.0	35.7	103.0	



Quick - Connects 2,000 - 6,000 psig @70°F

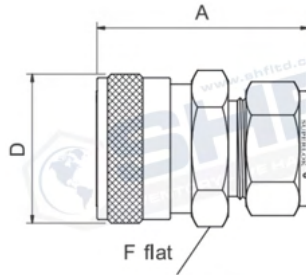
SQC Series



ORDER NUMBER		END CONNECTION TYPE	Cv	MIN ORIFICE	A	F			
SERIES	PART NO								
SFQC2P	S	4	1/4 Superlok	2.2	4.8	45.0	14.3		
	S	6	3/8 Superlok	2.8			17.5		
	M	4N(R)	1/4 Male NPT	1.7	6.1	40.4	14.3		
	M	6N(R)	3/8 Male NPT(PT)				17.5		
	M	4G	1/4 Male PF			40.6	19.1		
	F	4N(R)	1/4 Female NPT(PT)			42.4	22.2		
	F	6N(R)	3/8 Female NPT(PT)			40.6	19.1		
	F	4G	1/4 Female PF						
SFQC3P	S	6	3/8 Superlok			2.9	7.1	47.8	22.2
	S	8	1/2 Superlok			13.0	10.4		
	M	6N(R)	3/8 Male NPT(PT)	7.1	10.4	41.9	27.0		
	M	8N(R)	1/2 Male NPT(PT)	11.5	12.7	46.7			
	M	8G	1/2 Male PF	11.5		46.2			
	F	6N(R)	3/8 Female NPT(PT)	7.1	11.9	40.4			
	F	8N(R)	1/2 Female NPT(PT)	11.5	12.7	46.2			
	F	8G	1/2 Female PF	11.5					
SFQC4P	S	12	3/4 Superlok	26.0	15.7	54.6		27.0	
	M	12N(R)	3/4 Male NPT(PT)	23.6	18.3	51.6			
	F	12N(R)	3/4 Female NPT(PT)			52.8	33.3		
SFQC5P	S	16	1 Superlok	45.0	22.4	62.2	34.9		
	M	16N(R)	1 Male NPT(PT)	39.0		59.7			
	F	16N(R)	1 Female NPT(PT)			63.2	41.3		

Quick - Connects 2,000 - 6,000 psig @70°F

SQC Series



ORDERNUMBER		END CONNECTION		MIN ORFICE	A	D	F
SERIES	PART NO	TYPE					
SFQC2B	S	4	1/4 Superlok	4.8	45.7	22.2	17.5
	S	6	3/8 Superlok	7.1	46.0		
	M	4N(R)	1/4 Male NPT	6.4	40.0		
	M	6N(R)	3/8 Male NPT(PT)	9.4	40.0		
	M	4G	1/4 Male PF	6.1	45.7		19.1
	F	4N(R)	1/4 Female NPT(PT)	37.1	37.1		
	F	6N(R)	3/8 Female NPT(PT)	9.7	41.4		
	F	4G	1/4 Female PF	38.1	38.1		
SFQC3B	S	6	3/8 Superlok	7.1	55.1	33.0	27.0
	S	8	1/2 Superlok	11.9	56.6		
	M	6N(R)	3/8 Male NPT(PT)	10.4	46.5		
	M	8N(R)	1/2 Male NPT(PT)	12.7	52.8		
	M	8G	1/2 Male PF	11.9	52.8		
	F	6N(R)	3/8 Female NPT(PT)	15.0	43.9		
	F	8N(R)	1/2 Female NPT(PT)	16.0	43.9		
SFQC4B	S	12	3/4 Superlok	15.7	62.2	42.6	38.1
	M	12N(R)	3/4 Male NPT(PT)	18.3	59.2		
	F	12N(R)	3/4 Female NPT(PT)	22.4	48.0		
SFQC5B	S	16	1 Superlok	22.4	70.0	49.0	44.5
	M	16N(R)	1 Male NPT(PT)	26.9	67.3		
	F	16N(R)	1 Female NPT(PT)	26.9	53.8		

8



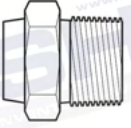
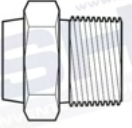
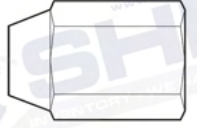
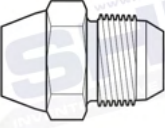
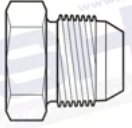
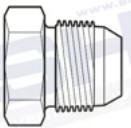
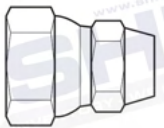

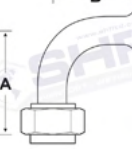
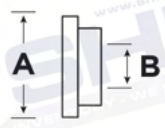
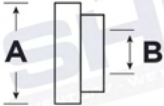




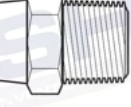



SECTION 9 METAL HOSE WELD ON FITTINGS

316 SS

(unless otherwise specified)



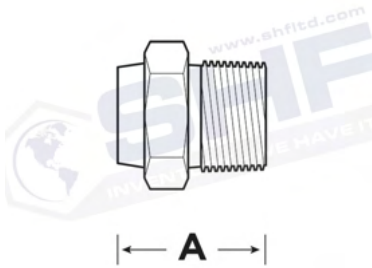
METAL HOSE WELD FITTINGS

<p>SHFWO-MP HEX WELD ON x MALE NPT</p>  <p>p.260</p>	<p>WO-MP316C MALE NPT CAST HEX WELD ON</p>  <p>p.260</p>	<p>SHFWO-FP HEX WELD ON x FEMALE NPT</p>  <p>p.260</p>	<p>SHFWO-MJ HEX WELD ON x MALE JIC</p>  <p>p.261</p>	<p>0402 MJIC x BORE FOR PIPE</p>  <p>p.261</p>
<p>0403 MJIC x BORE FOR TUBING</p>  <p>p.261</p>	<p>SHFWO-FJ HEX WELD ON x FEMALE JIC</p>  <p>p.262</p>	<p>SHFWO-FJ45T HEX WELD ON x FJIC 45°</p>  <p>p.262</p>	<p>SHFWO-FJ90T HEX WELD ON x FJIC 90°</p>  <p>p.262</p>	<p>SHFWO-FL CODE 61 x BORE FOR TUBING</p>  <p>p.263</p>
<p>SHFWO-FH CODE 62 x BORE FOR TUBING</p>  <p>p.263</p>	<p>SHFWO-OFT HEX WELD ON x FEMALE ORFS</p>  <p>p.264</p>	<p>SHFWO-OFT45T HEX WELD ON x FEMALE ORFS 45°</p>  <p>p.264</p>	<p>SHFWO-OFT90T HEX WELD ON x FEMALE ORFS 90°</p>  <p>p.264</p>	<p>SHFWO-BSP HEX WELD ON x FEMALE BSP</p>  <p>p.265</p>
<p>CWO-MP CARBON HEX WELD ON x MALE NPT</p>  <p>p.265</p>	<p>CWO-FJ CARBON HEX WELD ON x FEMALE JIC</p>  <p>p.265</p>	<p>CWO-OFT CARBON HEX WELD ON x FEMALE ORFS</p>  <p>p.266</p>	<p>T SCHEDULE 40 TOE NIPPLE</p>  <p>p.266</p>	



SHFWO-MP - Hex Weld On x Male NPT - Made from Bar Stock

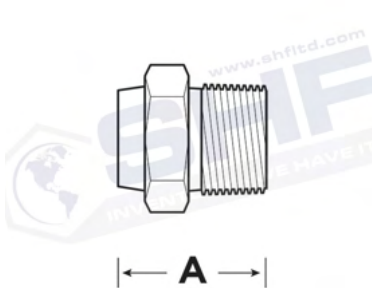
Parts available in 304 and 316 Stainless Steel



PART NO	HOSE ID	THREAD	A OAL
SHFWO-04MP	1/4	1/4-18	1.298
SHFWO-06MP	3/8	3/8-18	1.288
SHFWO-08MP	1/2	1/2-14	1.503
SHFWO-12MP	3/4	3/4-14	1.569
SHFWO-16MP	1	1-11 1/2	1.761
SHFWO-20MP	1 1/4	1 1/4-11 1/2	1.756
SHFWO-24MP	1 1/2	1 1/2-11 1/2	1.917
SHFWO-32MP	2	2-11 1/2	1.948

WO-MP316C - Male NPT Cast Hex Weld On

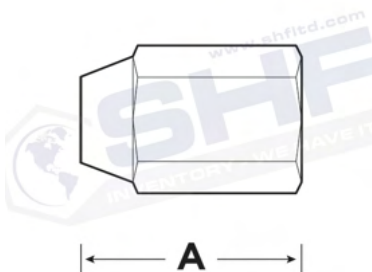
Parts numbers below are for 316 Stainless Steel, 304 SS also available



PART NO	HOSE ID	THREAD	A OAL
WO-04MP316C	1/4	1/4-18	1.180
WO-06MP316C	3/8	3/8-18	1.295
WO-08MP316C	1/2	1/2-14	1.500
WO-12MP316C	3/4	3/4-14	1.460
WO-16MP316C	1	1-11 1/2	1.695
WO-20MP316C	1-1/4	1 1/4-11 1/2	1.775
WO-24MP316C	1 1/2	1 1/2-11 1/2	1.900
WO-32MP316C	2	2-11 1/2	1.97
WO-40MP316C	2 1/2	2 1/2-8	-

SHFWO-FP - Female NPT Cast Hex Weld On

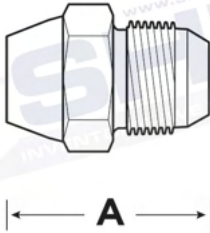
This series is also available in Female NPSM and Female SAE Swivel 45° seat upon request.



PART NO	HOSE ID	THREAD	A OAL
SHFWO-04FP	1/4	1/4-18	1.263
SHFWO-06FP	3/8	3/8-18	-
SHFWO-08FP	1/2	1/2-14	-
SHFWO-12FP	3/4	3/4-14	-
SHFWO-16FP	1	1-11 1/2	-
SHFWO-20FP	1 1/4	1 1/4-11 1/2	-
SHFWO-24FP	1 1/2	1 1/2-11 1/2	-
SHFWO-32FP	2	2-11 1/2	-

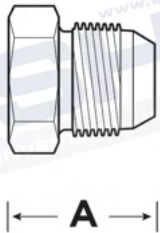
SHFWO-MJ - Hex Weld On x Male JIC 37° Swivel

Parts available in 304 and 316 Stainless Steel



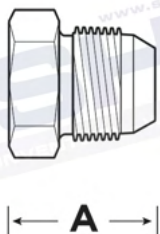
PART NO	HOSE ID	THREAD	A OAL
SHFWO-04MJ	1/4	7/16-20	-
SHFWO-06MJ	3/8	9/16-18	1.321
SHFWO-08MJ	1/2	3/4-16	1.444
SHFWO-10MJ	5/8	7/8-14	-
SHFWO-12MJ	3/4	1 1/16-12	-
SHFWO-16MJ	1	1 5/16-12	-
SHFWO-20MJ	1 1/4	1 5/8-12	-
SHFWO-24MJ	1 1/2	1 7/8-12	-
SHFWO-32MJ	2	2 1/2-12	-

0402 - Male JIC 37° Swivel x Counter Bore for Pipe



PART NO	MJIC-1	THREAD-1	A	B
0402-04	1/4	7/16-20	-	.555
0402-06	3/8	9/16-18	-	.690
0402-08	1/2	3/4-16	.976	.855
0402-12	3/4	1 1/16-12	1.320	1.065
0402-16	1	1 5/16-12	1.365	1.330
0402-20	1-1/4	1 5/8-12	1.501	1.675
0402-24	1-1/2	1 7/8-12	-	1.915
0402-32	2	2 1/2-12	-	2.406

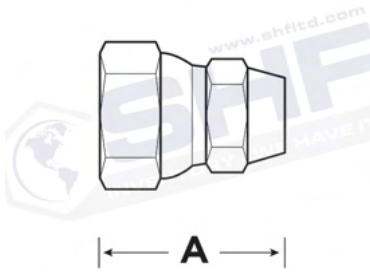
0403 - Male JIC 37° Swivel x Counter Bore for Tubing



PART NO	MJIC-1	THREAD-1	A	B
0403-04	1/4	7/16-20	.800	.250
0403-06	3/8	9/16-18	.844	.375
0403-08	1/2	3/4-16	.944	.500
0403-10	5/8	7/8-14	.965	.625
0403-12	3/4	1 1/16-12	1.280	.750
0403-16	1	1 5/16-12	1.342	1.000
0403-20	1-1/4	1 5/8-12	1.450	1.250
0403-24	1-1/2	1 7/8-12	1.740	1.500
0403-32	2	2 1/2-12	2.055	2.000

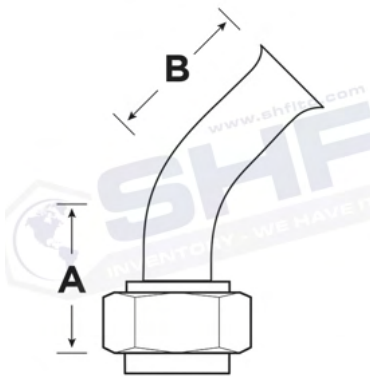
SHFWO-FJ - Hex Weld On x Female JIC 37° Swivel - Straight

Parts available in 304 and 316 Stainless Steel



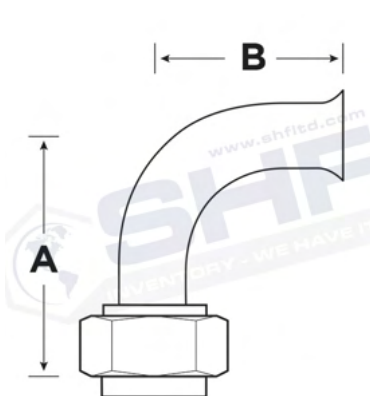
PART NO	HOSE ID	THREAD	A OAL
SHFWO-04FJ	1/4	7/16-20	1.336
SHFWO-06FJ	3/8	9/16-18	1.395
SHFWO-08FJ	1/2	3/4-16	1.488
SHFWO-10FJ	5/8	7/8-14	1.636
SHFWO-12FJ	3/4	1 1/16-12	1.725
SHFWO-16FJ	1	1 5/16-12	1.867
SHFWO-16FJ	1	1 5/16-12	2.973
SHFWO-20FJ	1 1/4	1 5/8-12	2.089
SHFWO-24FJ	1 1/2	1 7/8-12	2.259
SHFWO-32FJ	2	2 1/2-12	2.449
SHFWO-40FJ	2 1/2	3-12	2.774
SHFWO-48FJ	3	3 1/2-12	3.153

SHFWO-FJ45T - Hex Weld On x Female JIC 37° Swivel - 45° Tube Assembly



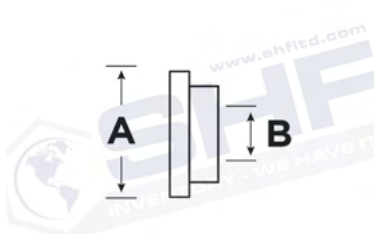
PART NO	HOSE ID	THREAD	A	B
SHFWO-04FJ45T	1/4	7/16-20	0.92	0.75
SHFWO-06FJ45T	3/8	9/16-18	1.11	0.99
SHFWO-08FJ45T	1/2	3/4-16	1.49	1.24
SHFWO-10FJ45T	5/8	7/8-14	-	-
SHFWO-12FJ45T	3/4	1 1/16-12	2.06	1.46
SHFWO-16FJ45T	1	1 5/16-12	2.19	1.84
SHFWO-20FJ45T	1 1/4	1 5/8-12	2.71	2.12
SHFWO-24FJ45T	1 1/2	1 7/8-12	2.91	2.32
SHFWO-32FJ45T	2	2 1/2-12	3.58	3.09

SHFWO-FJ90T - Hex Weld On x Female JIC 37° Swivel - 90° Tube Assembly



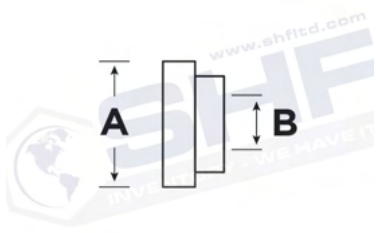
PART NO	HOSE ID	THREAD	A	B
SHFWO-04FJ90T	1/4	7/16-20	1.13	1.00
SHFWO-06FJ90T	3/8	9/16-18	1.50	1.24
SHFWO-08FJ90T	1/2	3/4-16	2.11	1.82
SHFWO-10FJ90T	5/8	7/8-14	-	-
SHFWO-12FJ90T	3/4	1 1/16-12	3.11	2.35
SHFWO-16FJ90T	1	1 5/16-12	3.85	3.13
SHFWO-20FJ90T	1 1/4	1 5/8-12	3.89	3.50
SHFWO-24FJ90T	1 1/2	1 7/8-12	3.94	3.75
SHFWO-32FJ90T	2	2 1/2-12	4.88	4.91

SHFWO-FL - Code 61 Flange x Counter Bore for Tubing



PART NO	FLANGE SIZE	A FLANGE OD	B COUNTER BORE
SHFWO-08FL	1/2	1.19	.500
SHFWO-12FL	3/4	1.50	.750
SHFWO-16FL	1	1.75	1.000
SHFWO-20FL	1 1/4	2.00	1.250
SHFWO-24FL	1 1/2	2.38	1.500
SHFWO-32FL	2	2.81	2.000
SHFWO-40FL	2 1/2	3.31	2.500

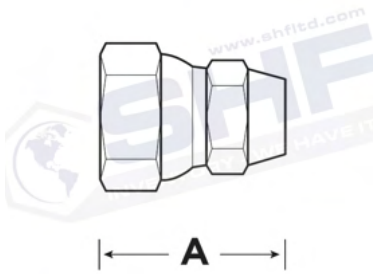
SHFWO-FH - Code 62 Flange x Counter Bore for Tubing



PART NO	FLANGE SIZE	A FLANGE OD	B COUNTER BORE
SHFWO-08FH	1/2	1.25	.500
SHFWO-12FH	3/4	1.63	.750
SHFWO-16FH	1	1.88	1.000
SHFWO-20FH	1 1/4	2.13	1.250
SHFWO-24FH	1 1/2	2.50	1.500
SHFWO-32FH	2	3.13	2.000

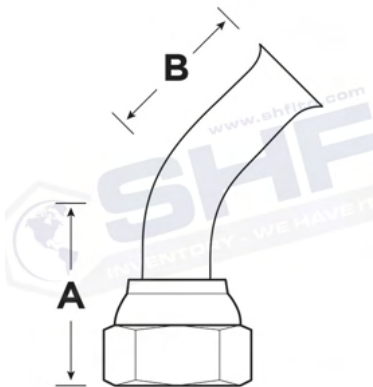


SHFWO-OFT - Hex Weld On x Female O-Ring Face Seal



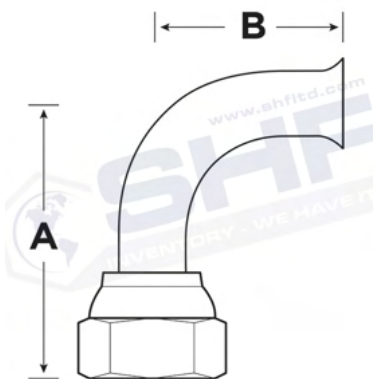
PART NO	HOSE ID	THREAD	A OAL
SHFWO-04OFT	1/4	9/16-18	-
SHFWO-06OFT	3/8	11/16-16	-
SHFWO-08OFT	1/2	13/16-16	1.619
SHFWO-10OFT	5/8	1-14	-
SHFWO-12OFT	3/4	1 13/16-12	1.84
SHFWO-16OFT	1	1 7/16-12	1.980
SHFWO-20OFT	1 1/4	1 11/16-12	-
SHFWO-24OFT	1 1/2	2-12	-
SHFWO-32OFT	2	2 1/2-12	-

SHFWO-OFT45T - Hex Weld On x Female O-Ring Face Seal - 45° Tube Assembly



PART NO	HOSE ID	THREAD	A OAL	B DROP
SHFWO-04OFT45T	1/4	9/16-18	-	-
SHFWO-06OFT45T	3/8	11/16-16	-	-
SHFWO-08OFT45T	1/2	13/16-16	-	-
SHFWO-10OFT45T	5/8	1-14	-	-
SHFWO-12OFT45T	3/4	1 13/16-12	-	-
SHFWO-16OFT45T	1	1 7/16-12	-	-
SHFWO-20OFT45T	1 1/4	1 11/16-12	-	-
SHFWO-24OFT45T	1 1/2	2-12	-	-
SHFWO-32OFT45T	2	2 1/2-12	-	-

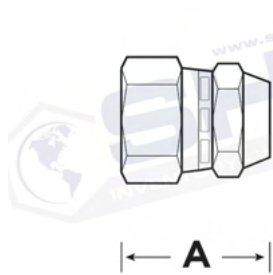
SHFWO-OFT90T - Hex Weld On x Female O-Ring Face Seal - 90° Tube Assembly



PART NO	HOSE ID	THREAD	A OAL	B DROP
SHFWO-04OFT90T	1/4	9/16-18	-	-
SHFWO-06OFT90T	3/8	11/16-16	-	-
SHFWO-08OFT90T	1/2	13/16-16	-	-
SHFWO-10OFT90T	5/8	1-14	-	-
SHFWO-12OFT90T	3/4	1 13/16-12	-	-
SHFWO-16OFT45T	1	1 7/16-12	-	-
SHFWO-20OFT45T	1 1/4	1 11/16-12	-	-
SHFWO-24OFT45T	1 1/2	2-12	-	-
SHFWO-32OFT45T	2	2 1/2-12	-	-

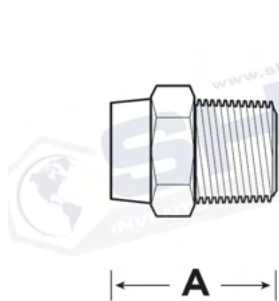
SHFWO-BSP - Hex Weld On x Swivel Female BSP 60° Cone

Parts available in 304 and 316 Stainless Steel



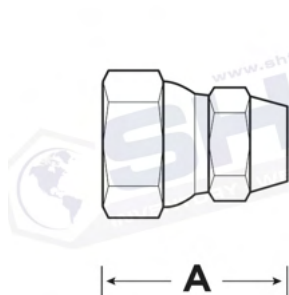
PART NO	HOSE ID	THREAD	A OAL
SHFWO-04BSP	1/4	1/4-19	-
SHFWO-06BSP	3/8	3/8-19	-
SHFWO-08BSP	1/2	1/2-14	1.698
SHFWO-12BSP	3/4	3/4-14	1.803
SHFWO-16BSP	1	1-11	1.839
SHFWO-20BSP	1 1/4	1 1/4-11	2.104
SHFWO-24BSP	1 1/2	1 1/2-11	2.236
SHFWO-32BSP	2	2-11	-

CWO-MP - Carbon Hex Weld On x Male NPT



PART NO	HOSE ID	THREAD	A OAL
CWO-04MP	1/4	1/4-18	1.298
CWO-06MP	3/8	3/8-18	1.288
CWO-08MP	1/2	1/2-14	1.503
CWO-12MP	3/4	3/4-14	1.569
CWO-16MP	1	1-11 1/2	1.761
CWO-20MP	1 1/4	1 1/4-11 1/2	1.756
CWO-24MP	1 1/2	1 1/2-11 1/2	1.917
CWO-32MP	2	2-11 1/2	1.948

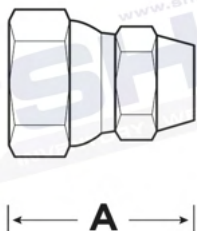
CWO-FJ - Carbon Hex Weld On x Female JIC 37° Swivel



PART NO	HOSE ID	THREAD	A OAL
CWO-04FJ	1/4	7/16-20	1.315
CWO-06FJ	3/8	9/16-18	1.396
CWO-08FJ	1/2	3/4-16	1.545
CWO-10FJ	5/8	7/8-14	1.636
CWO-12FJ	3/4	1 1/16-12	1.710
CWO-16FJ	1	1 5/16-12	1.888
CWO-20FJ	1 1/4	1 5/8-12	2.006
CWO-24FJ	1 1/2	1 7/8-12	2.321
CWO-32FJ	2	2 1/2-12	2.494

CWO-OFT - Carbon Hex Weld On x Female O-Ring Face Seal

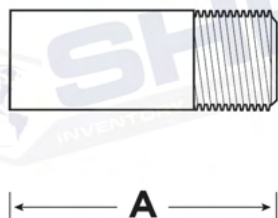
Parts made of carbon steel.



PART NO	HOSE ID	THREAD	A OAL
CWO-08OFT	1/2	13/16-16	1.581
CWO-12OFT	3/4	1 13/16-12	1.870
CWO-16OFT	1	1 7/16-12	1.986
CWO-20OFT	1 1/4	1 11/16-12	2.073
CWO-24OFT	1 1/2	2-12	-

Schedule 40 Toe Nipple - 304 Stainless Steel

Schedule 40 pipe butt weld x Male NPT Toe Nipple.
Parts made of either 304 or 316 Stainless Steel.



PART NO	MP-1	MATERIAL	THREAD-1	A
T08x2 304	1/2	304	1/2-14	2
T08x2 316	1/2	316	1/2-14	2
T12x2 304	3/4	304	3/4-14	2
T12x2 316	3/4	316	3/4-14	2
T12x3 304	3/4	304	3/4-14	3
T16x2 304	1	304	1-11 1/2	2
T16x2 316	1	316	1-11 1/2	2
T16x3 304	1	304	1-11 1/2	3
T20x2 1/2 304	1-1/4	304	1 1/4-11 1/2	2 1/2
T20x2-1/2 316	1-1/4	316	1 1/4-11 1/2	2 1/2
T24x2 1/2 304	1-1/2	304	1 1/2-11	2 1/2
T24x2-1/2 316	1-1/2	316	1 1/2-11	2 1/2
T24x3 1/2 304	1-1/2	304	1 1/2-11	3 1/2
T32x2 1/2 304	2	304	2-11 1/2	2 1/2
T32x2-1/2 316	2	316	2-11 1/2	2 1/2
T32x3 1/2 304	2	304	2-11 1/2	3 1/2
T40x3 304	2-1/2	304	2 1/2-8	3
T40x3 316	2-1/2	316	2 1/2-8	3
T48x3 304	3	304	3-8	3
T48x3 316	3	316	3-8	3
T64x3 304	4	304	4-8	3
T64x3 316	4	316	4-8	3



SECTION 10 METRIC & IMPERIAL TUBING

316 SS



Metric Tubing

Nominal Length is 6 meters, 316/316L Stainless Steel

PART NO	NOMINAL OD (mm)	NOMINAL WALL THICKNESS (mm)	WEIGHT (kg/m)	MAX PRESSURE (bar)
MM6 x 1.0	6	1.0	0.125	420
MM8 x 1.0	8	1.0	0.175	310
MM10 x 1.0	10	1.0	0.225	240
MM12 x 1.0	12	1.0	0.275	200
MM12 x 1.5	12	1.5	0.394	330
MM14 x 2.0	14	2.0	-	-
MM15 x 1.5	15	1.5	-	-
MM16 x 2.0	16	2.0	0.651	330
MM18 x 1.5	18	1.5	0.619	200
MM20 x 2.5	20	2.5	-	-
MM22 x 2.0	22	2.0	1.00	230
MM25 x 2.5	25	2.5	1.41	260
MM28 x 2.0	28	2.0	-	-
MM30 x 3.0	30	3.0	-	-
MM35 x 2.5	35	2.5	-	-
MM38 x 5.0	38	5.0	-	-
MM42 x 2.5	42	2.5	-	-

Imperial Tubing

Nominal Length is 20 feet, 316 Stainless Steel

PART NO	TUBE OD (INCH)	NOMINAL WALL THICKNESS (INCH)	WEIGHT (kg/m)
.250 x .035	1/4	0.035	0.080
.250 x .049	1/4	0.049	0.105
.250 x .095	1/4	0.095	-
.375 x .035	3/8	0.035	0.127
.375 x .049	3/8	0.049	0.171
.500 x .035	1/2	0.035	0.174
.500 x .049	1/2	0.049	0.236
.500 x .065	1/2	0.065	0.302
.625 x .049	5/8	0.049	-
.625 x .065	5/8	0.065	0.389
.750 x .035	3/4	0.035	-
.750 x .049	3/4	0.049	-
.750 x .065	3/4	0.065	0.476
.750 x .083	3/4	0.083	-
1.00 x .065	1	0.065	-
1.00 x .083	1	0.083	0.813
1.00 x .095	1	0.095	-
1.00 x .109	1	0.109	-
1.25 x .065	1 1/4	0.065	-
1.25 x .095	1 1/4	0.095	1.187
1.25 x .120	1 1/4	0.120	1.473
1.50 x .065	1 1/2	0.065	-
1.50 x .095	1 1/2	0.095	-
1.50 x .120	1 1/2	0.120	1.792
2.00 x 0.95	2	0.095	-
2.00 x 0.120	2	0.120	-

10

INDEX BY CONNECTION TYPE

NPT Pipe	
Crimp	
SHFAA.....	4
SHFBW.....	12,21
SHFHY.....	24
SHFJJ.....	34
SHF43.....	41
SHF71.....	59
SHF77.....	63
SHF78.....	66
SHF90L.....	73
SHF91.....	76
Reusable	
BM Series 100RAT.....	83
BN Series 100R5.....	84
Hose Barb	88-89
Push On	93
Adapters	
2404.....	102-103
2404-L.....	104
2405.....	106
2705.....	108
2706.....	109
6401.....	111
6404.....	112
6405.....	113
6505.....	115
6506.....	116
2503.....	118
2501.....	121
2501-L.....	122
2501-LL.....	122
2502.....	123
6501.....	124
6503.....	125
2601.....	129
2602.....	129
2605.....	130
2606.....	130
1404.....	139
1404-HP.....	139
1405.....	139
2707.....	140
5000.....	140
5404.....	141
5404-LH.....	142
5405.....	143
5406.....	144
7032.....	145
7042.....	145
7052.....	145
CN.....	146
1503.....	146
5501.....	146
5503.....	147
5505.....	147
1501.....	148

5500.....	148
5502.....	149
5504.....	149
5600.....	150
5602.....	150
5604.....	150
5605.....	151
5652.....	151
5406-C.....	152
5406-BSPP-HHP.....	152
5406-HHP.....	147
5406-P.....	153
SHFWO-MP.....	260
WO-MP316C.....	260
SHFWO-FP.....	260
CWO-MP.....	265

O-Ring Boss

Crimp	
SHFBW.....	12
SHFHY.....	25
SHF43.....	42
Adapters	
3474.....	109
6400.....	110
6400-L.....	111
6401.....	111
6402.....	112
6404.....	112
6405.....	113
6410.....	114
6425.....	115
6802.....	119
6801.....	126
6801-L.....	127
6801-LL.....	127
6805.....	128
6809.....	128
6815.....	128
6803.....	132
6804.....	132
6408.....	134
6408-HH.....	134

JIC 37° Flare Tube

Crimp	
SHFAA.....	4-5
SHFBW.....	12-13
SHFHY.....	25-26
SHFJJ.....	35
SHF43.....	42-44
SHF55.....	55
SHF71.....	59
SHF77.....	63
SHF78.....	66
SHF90L.....	73
SHF91.....	77
Reusable	
BM Series 100RAT.....	83-84

BN Series 100R5.....	84-85
90 Series 100R14.....	86
Hose Barb	90
Push On	93-94
Adapters	
0402.....	100
0403.....	100
2403.....	101
2403-LH.....	102
2404.....	102-103
2404-L.....	104
2404-BSPP.....	104
2404-BSPT.....	105
2405.....	106
2406.....	107
2700.....	108
2705.....	108
2706.....	109
3474.....	109
6400.....	110
6400-L.....	111
6401.....	111
6402.....	112
6405.....	113
6410.....	114
6425.....	115
6504.....	115
6505.....	115
6506.....	116
6565.....	116
7005-L (body).....	117
7005-S (body).....	117
7022.....	117
2503.....	118
2702.....	118
6502.....	119
6802.....	119
2500.....	120
2501.....	121
2501-L.....	122
2501-LL.....	122
2502.....	123
2701.....	123
6500.....	124
6501.....	124
6503.....	125
6701.....	125
6801.....	126
6801-L.....	127
6801-LL.....	127
6801-BSPP.....	127
6805.....	128
6809.....	128
6815.....	128
2601.....	129
2602.....	129
2603.....	129
2605.....	130
2606.....	130

2703.....	130
2704.....	131
6600.....	131
6602.....	131
6606.....	132
6803.....	132
6804.....	132
2650.....	133
304-C.....	133
2408.....	133
6408.....	134
6408-HH.....	134
306-LN.....	134
318.....	135
319.....	135
FS.....	135

Metal Hose Weld On

SHFWO-MJ.....	261
0402.....	261
0403.....	261
SHFWO-FJ.....	262
SHFWO-FJ45T.....	262
SHFWO-FJ90T.....	262
CWO-FJ.....	265

Code 61 Flange

Crimp

SHFBW.....	14
SHFHY.....	27
SHFJJ.....	36
SHF43.....	45-46
SHF71.....	60
SHF78.....	67

Adapters

1700.....	170
1703.....	171
1704.....	172
LSF.....	173
LSFC.....	174

Metal Hose Weld On

SHFWO-FL.....	263
---------------	-----

Code 62 Flange

Crimp

SHFBW.....	15
SHFJJ.....	37
SHF43.....	47
SHF71.....	61
SHF78.....	68

Adapters

1800.....	170
1803.....	171
1804.....	172
HSF.....	173
HSFC.....	174

Metal Hose Weld On

SHFWO-FH.....	263
---------------	-----

O-Ring Face Seal

Crimp

SHFAA.....	6
SHFBW.....	16
SHFHY.....	27
SHF43.....	48-49
SHF55.....	55
SHF58.....	57
SHF77.....	63
SHF78.....	70
SHF91.....	78

Push Ons

.....	94
-------	----

Adapters

FS2403.....	156
FS2404.....	156
FS6400.....	157
FS304-C.....	158
FS2408.....	158
FS318.....	158
FS319.....	159
FS2700.....	159

Metal Hose Weld Ons

SHFWO-OFT.....	264
SHFWO-OFT45T.....	264
SHFWO-OFT90T.....	264
CWO-OFT.....	266

British Standard Pipe

Crimp

SHFBW.....	17
SHFHY.....	29
SHF43.....	50-51
SHF78.....	70-71
SHF91.....	75

Adapters

2404-BSPP.....	104
2404-BSPT.....	105
7022.....	117
6801-BSPP.....	127
2404-BSPP.....	162
2404-BSPT.....	105
7022.....	163
7032.....	163
7042.....	163
7052.....	164
9022.....	164
9023.....	165
9033.....	165
6801-BSPP.....	166
5406-BSPP-HPP.....	167
BBS.....	167

Metal Hose Weld On

SHFWO-BSP.....	265
----------------	-----

45° SAE Flare

Crimp

SHFHY.....	30
SHF91.....	79

Reusable

BN Series 100R5.....	85
Push On.....	95

Stand Pipe (Tube Stub)

Crimp

SHFBW.....	18
SHFHY.....	28
SHF43.....	50
SHF91.....	78

Hose Barb

.....	91
-------	----

Push On

.....	95
-------	----

Metric Stand Pipe (Tube Stub)

Crimp

SHFHY.....	30
SHF43.....	51
SHF91.....	80

DIN Crimp Fittings

Crimp

SHFAA.....	7-8
SHFBW.....	19-20
SHFHY.....	31-32
SHF43.....	52-53
SHF91.....	80

DIN Compression Fittings

Adapters

7005-L (body).....	117
7005-S (body).....	117

Metric DIN Fittings

7005 (full assembly).....	221
DMC-GM.....	221-222
DMC-M.....	223
DMC-GED.....	224
DMC-N.....	225
DU.....	226
DUE.....	227
DUT.....	228
DBHU.....	229
DSE.....	230
DSRT.....	231
DC.....	232
DP.....	233
DS.....	234
DN.....	234

Blow Out Preventer

Crimp - SHFBW.....	21
--------------------	----

JIS 30° Cone Seat

Crimp - SHF91.....	81
--------------------	----

LOK

Crimp - SHF91.....	81
--------------------	----

Life Saver

Crimp - SHF91.....	81
--------------------	----

Reusable - BN Series 100R5.....	2
---------------------------------	---

INDEX BY SECTION (Excluding Crimp & Adapter)

Reusable	
BM Series 100RAT	
MNPT.....	83
MJIC.....	83
FJIC.....	84
BN Series 100R5	
MNPT.....	84
FJIC.....	84-85
45° Flare Saver.....	85
Life Saver.....	85
90 Series 100R14	
FJIC.....	86
Hose Barb	
MNPT.....	88-89
FNPT.....	89
FJIC.....	90
Tee.....	90
Tube Stub.....	91
Push On	
MNPT.....	93
FJIC.....	93-94
FORFS.....	94
Hose Mender Union.....	94
Female 45° SAE Flare.....	95
Tube Stub.....	95
Instrumentation (Superlok)	
AN Tube	
SAA.....	180
SABU.....	180
SAF.....	181
SAU.....	181
Connectors	
SBFC.....	182
SBMC.....	182
SFC.....	183
SMC.....	184-187
SGMC.....	188
SOMC.....	189
SGC.....	190
Elbow	
SFE.....	191
SHME.....	192
SME.....	192
SPHME.....	193
SPME.....	194
SUE.....	195
O-Ring Seal	
SOPC.....	196
SOSC.....	196
SSMC.....	197
Caps & Plugs	
SC.....	198
SP.....	198
Tube Stub Connectors	
SBR.....	199

SFA.....	199
SFTC.....	200
SMA.....	200
SSMA.....	201
SPC.....	201
SR.....	202
SRPC.....	203

Tees	
SFBT.....	204
SFRT.....	204
SMBT.....	205
SMRT.....	205
SPMBT.....	206
SPMRT.....	207
SRUT.....	208
SUT.....	209
SUC.....	210

Unions	
SBHU.....	211
SBHRU.....	212
SRU.....	212
SU.....	213

Weld Ends	
SPWC.....	214
SMPWE.....	215
SSWC.....	215
SSWE.....	215

Spare Parts	
SBF.....	216
SFF.....	216
SFS.....	217
SI.....	217
SN.....	218
SVP.....	218

Valves	
Ball – 1,000PSI.....	238-239
Ball – 3,000PSI.....	240
Ball – 6,000PSI.....	241-243
Ball – 10,000PSI.....	244
Check – 3,000PSI.....	245-247
Check – 6,000PSI.....	248
Plug – 3,000PSI.....	249
Bleed & Purge – 4,000PSI.....	250-251
Needle – 5k-6kPSI.....	252-253
Relief – 300/6k PSI.....	254-255
Quick Connects.....	256-257

Metal Hose Weld On	
NPT Pipe	260
SHFWO-MP.....	260
WO-MP316C.....	260
SHFWO-FP.....	260

JIC 37° Flare Tube	
SHFWO-MJ.....	261
0402.....	261
0403.....	261
SHFWO-FJ.....	262

SHFWO-FJ45T.....	262
SHFWO-FJ90T.....	262

Code 61/62 Flange	
SHFWO-FL.....	263
SHFWO-FH.....	263

O-Ring Face Seal	
SHFWO-OFT.....	264
SHFWO-OFT45T.....	264
SHFWO-OFT90T.....	264
CWO-OFT.....	266

British Standard Pipe	
SHFWO-BSP.....	265

Cast Weld On	
MNPT.....	265
FJIC.....	265
ORFS.....	266
Tubing	266

Metric & Imperial Tubing	268
---	-----

CUSTOM FITTINGS MADE TO ORDER



INVENTORY ... WE HAVE IT!



LARGEST inventory of Stainless in North America!

Stainless Hose Fittings Ltd.

8103 Red Bluff Rd.
Pasadena, TX 77507

www.shfltd.com

Email: info@shfltd.com

Office: 832-456-2000

Fax: 832-456-2005

Distributed By:

