

Table of Contents

Series Number	Page	Series Number	Page
Standard Hose Fittings		LOK-ON (Push-on Style) HOSE FITTINGS	
102	Male pipe.....2	270-AT	Assembly tool..... 19
102-SS	Male pipe stainless steel.....2	271	Male pipe swivel..... 19
102-BSPT	Male pipe british thread.....2	272W	Yellow lok-on cap..... 19
102-LF	Male pipe lead-free.....2	272	Male pipe.....20
103	Male pipe swivel.....3	272-SS	Male pipe stainless steel.....20
104	Female pipe.....4	272-LF	Male pipe lead-free.....20
104-SS	Female pipe stainless steel.....4	273	90° elbow, male pipe.....21
104-LF	Female pipe lead-free.....4	274	Female pipe.....21
105	Female pipe swivel.....5	572	Male GH thread.....22
124	Female swivel ball seat.....5	574	Female GH thread.....22
126	Female swivel gasket seat.....6	575	Garden hose set.....22
129	90° elbow, male pipe.....6	278	Female swivel ball seat.....23
129-LF	90° elbow, male pipe lead-free.....6	280	Female swivel gasket seat.....23
129-SS	90° elbow, male pipe stainless steel.....7	282	Male 45° SAE.....23
134	90° elbow, female pipe.....7	284	Female swivel 45° SAE.....24
139	45° elbow, male pipe.....7	286	Male 37° JIC.....24
142	Male 45° SAE.....8	287	Female swivel 45° SAE/37° JIC
143	Female swivel 45° SAE/37° JIC		Dual angle seat.....24
	Dual angle seat.....8	287-LF	Female swivel 45° SAE/37° JIC
143-LF	Female swivel 45° SAE/37° JIC		Dual angle seat lead-free.....24
	Dual angle seat lead-free.....8	287-SS	Female swivel 45° SAE/37° JIC
144	Female swivel 45° SAE.....8		Dual angle seat stainless steel.....25
145	Female swivel 37° JIC.....9	288	Female swivel 37° JIC.....25
177	90° elbow splicer.....9	288-SS	Female swivel 37° JIC stainless steel.....25
177-SS	90° elbow splicer stainless steel.....9	289	Female swivel 90° elbow.....25
178	Hose splicer.....10	290	Male swivel SAE inverted flare.....26
178-LF	Hose splicer lead-free.....10	292	Female SAE inverted flare.....26
179	Tee splicer.....11	294	Rigid tube shank.....26
179-LF	Tee splicer lead-free.....11	294-SS	Rigid tube shank stainless steel.....26
179-SS	Tee splicer stainless steel.....11	296	Hose splicer.....27
		296-SS	Hose splicer stainless steel.....27
Welding Connectors		Brass Pipe Fittings	
152	Right hand thread (oxygen line).....12	163	Hex head plug.....27
154	Left hand thread (acetylene line).....12	163-LF	Hex head plug lead-free.....27
156	Adapter right hand thread x NPTF thread.....12	165	Close pipe nipple.....27
158	Adapter left hand thread x NPTF thread.....13	165-LF	Close pipe nipple lead-free.....27
Re-Usable Fittings		166	Long pipe nipple.....28
180	Ferrule.....15	166-LF	Long pipe nipple lead-free.....28
180-SS	Ferrule stainless steel.....15	169	90° male pipe elbows.....29
182	Male stem.....15	172	Male union NPSM x NPTF.....29
182-SS	Male stem stainless steel.....15	174	Adapter male NPSM x female NPTF.....29
183	Reusable set ferrule and male stem.....16	176	Male union NPSM.....30
183-SS	Reusable set stainless steel.....16	207-BH	Bulkhead anchor coupling.....30
184	Female swivel stem.....17	211	Square head plug low lead.....30
185	Reusable set ferrule and female	213	Pipe cap low lead.....31
	Swivel stem.....17	219	Hex socket plug low lead.....31
186	Reusable splicer stem.....18	228	Female cross.....31
187	Hose splicer (ferrules and splicer).....18	302	90° female elbow.....32
		302-LF	90° female elbow lead-free.....32
		304	90° street elbow.....33
		304-LF	90° street elbow lead-free.....33
		306	45° street elbow.....33
		322	Female tee.....34
		322-LF	Female tee lead-free.....34
		324	Male branch tee.....34
		326	Street tee.....35
		326-LF	Street tee lead-free.....35
		370	Male hex nipple.....35
		370-LF	Male hex nipple lead-free.....35
		371	Female hex coupling.....36
		371-LF	Female hex coupling lead-free.....36
		373	Reducer bushing.....36
		373-LF	Reducer bushing lead-free.....36
		375	Adapter female x male.....37
		375-LF	Adapter female x male.....37
		377	Reducing coupler double female.....37
		377-LF	Reducing coupler double female lead-free.....37
		379	Male reducing hex nipple.....37
268B	Male pipe.....18		

Series Number	Garden Hose Fittings	Page	Series Number	Compression Fittings	Page
500	Garden hose accessory products	38-39	60C	Sleeve	49
501	Female hose x female pipe, non-swivel	39	60PT	Acetal sleeve	49
501-SS	Female hose x female pipe, non-swivel stainless steel	39	61C	Nut	49
502	Female hose x female pipe, swivel	39	61CL	Long nut	49
502-SS	Female hose x female pipe, swivel stainless steel	39	62C	Union	50
502-LF	Female hose x female pipe, swivel lead-free	39	62CBH	Bulkhead union	50
503	Female hose x male pipe, non-swivel	40	63PT	Brass insert	50
503-SS	Female hose x male pipe, non-swivel stainless steel	40	66C	Female connector	51
504	Female hose x male pipe, swivel	40	68C	Male connector	51
504-SS	Female hose x male pipe, swivel stainless steel	40	164C/264C	Union tee	52
506	Female hose x female hose, swivel	40	165C	Union elbow	52
506-LF	Female hose x female hose, swivel lead-free	40	169C/269C	Male elbow	53
507	Male hose x female pipe	41	170C	Female elbow	53
507-SS	Male hose x female pipe stainless steel	41	171C	Male run tee	53
507-LF	Male hose x female pipe lead-free	41	172C	Male branch tee	54
508	Male hose x male pipe	41	176C	Adapter tee	54
508-SS	Male hose x male pipe stainless steel	41	177C	Female branch tee	54
508-LF	Male hose x male pipe lead-free	41	179C	45° Elbow	54
509	Male hose x male hose	41	639C	Seal plug	55
509-SS	Male hose x male hose stainless steel	41	682C	Straight thru tank fitting	55
509-LF	Male hose x male hose lead-free	41			
513	Hose cap	42		D.O.T. Air Brake Fittings	
514	Male hose x male pipe x female pipe	42	60NAB	Sleeve	56
514-SS	Male hose x male pipe x female pipe - stainless steel	42	61NAB	Nut	56
514-LF	Male hose x male pipe x female pipe lead-free	42	62NAB	Union	57
178	Garden hose mender	42	62NABH	Bulkhead union	57
585	Short shank male	42	62NBH	Bulkhead union	57
586	Short shank female swivel, round nut	43	62NFBH	Bulkhead union	58
587	Short shank set (male and female swivel), round nut	43	63NAB	Stainless insert	58
588	Short shank female swivel, hex nut	43	64NAB	Union tee	58
589	Short shank set (male and female swivel), hex nut	43	65NAB	Union elbow	59
590	Garden hose male	44	66NBH	Bulkhead union	59
590-SS	Garden hose male stainless steel	44	66NAB	Female connector	59
590-LF	Garden hose male lead-free	44	68NAB	Male connector	60
591	Garden hose female swivel	44	69NAB	Male elbow	60
591-SS	Garden hose female stainless steel	44	70NAB	Female elbow	61
591-LF	Garden hose female lead free	44	71NAB	Male run tee	61
592	Garden hose set (male and female swivel)	44	72NAB	Male branch tee	62
592-SS	Garden hose set (male and female swivel) stainless steel	44	79NAB	45° elbow	62
592-LF	Garden hose set (male and female swivel) lead-free	44			
593	Long shank male	45		D.O.T. Air Brake Fittings - Rubber Air Hose	
593-LF	Long shank male lead-free	45	56RBSG	Spring	63
594	Long shank female swivel	45	60RB	Sleeve	63
594-LF	Long shank female swivel	45	61RB	Nut	63
595	Long shank set (male and female swivel)	45	61RBSG	Spring guard nut	63
595-LF	Long shank set (male and female swivel) lead-free	45	67RBSG	Air brake hose nut & attached spring	64
833	Spray valve	46	68RB	Male connector body only	64
832	Spray valve	46	68RBSG	Male connector with spring guard	64
GWH	Grease whip hose assemblies, coupler, and fittings	47			
GWHZ	Zerk fittings	47-48			

Because of the health hazards associated with contamination and lead content in drinking water systems, Dixon® couplings, unless otherwise specifically approved, are not recommended for potable water service and should not be used in applications where drinking water will contact the wetted surfaces of the couplings.

NOTE: Non-catalog products are also available on a special quote basis, contact us for details at 800.323.4440.

Standard Hose Fittings

How to Use

1020406C

Series Identification

Dixon Brass

1020406C

Hose I.D. (Measured in sixteenths of an inch)

Standard Hose Fitting

1020406C

Thread Size (Measured in sixteenths of an inch)

Part Numbers

1020406C

Material/Thread Type

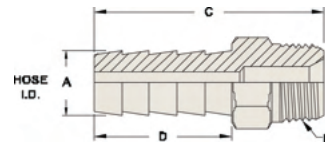

Dixon Brass offers over 180 standard hose fittings in 20 different series. All standard hose fittings are intended for use with hose clamps or crimped ferrules.

All standard hose fittings are machined from free cutting brass alloys C360, C377 and C27450. Stainless steel alloys are available in 303, 304, or 316.

102 and 102-LF-Series

C360 Brass

Lead-Free Brass C27450



NPTF-Male Hose Barb National Pipe Tapered-Dryseal

Part #	Lead-Free Part #	Hose I.D. A	NPTF Thread B	Length C	Hex	Number of Barbs	Barb Length D	Std. Pkg.	Lbs. per 100 pcs.
1020202C	---	1/8"	1/8"-27	1.06"	7/16"	3	.46"	100	1.8
1020204C	---		1/4"-18	1.25"	9/16"			100	3.1
1020302C	1020302CLF	3/16"	1/8"-27	1.35"	7/16"	3	.75"	100 ²	2.2
1020304C	---		1/4"-18	1.54"	9/16"			100	4.0
1020402C	1020402CLF	1/4"	1/8"-27	1.57"	1/2"	4	.97"	100 ²	2.9
1020404C	1020404CLF		1/4"-18	1.76"	9/16"			100 ²	4.3
1020406C	---		3/8"-18		11/16"			100	5.4
1020408C	---		1/2"-14	1.97"	7/8"			50	13.8
1020502C	1020502CLF	5/16"	1/8"-27	1.57"	1/2"	4	.97"	100 ²	2.9
1020504C	1020504CLF		1/4"-18	1.76"	9/16"			50 ²	4.3
1020506C	---		3/8"-18		11/16"			50	5.6
1020602C	1020602CLF	3/8"	1/8"-27	1.57"	1/2"	4	.97"	100 ²	3.8
1020604C	1020604CLF		1/4"-18	1.76"	9/16"			100 ²	4.8
1020606C	1020606CLF		3/8"-18		11/16"			50 ²	6.1
1020608C	1020608CLF		1/2"-14	1.97"	7/8"			25 ²	10.8
1020612C	---		3/4"-14		1-1/16"			25	14.9
1020804C	1020804CLF	1/2"	1/4"-18	1.76"	5/8"	4	.97"	50 ²	6.7
1020806C	1020806CLF		3/8"-18		11/16"			50 ²	6.9
1020808C	1020808CLF		1/2"-14	1.97"	7/8"			25 ²	12.0
1020812C	---		3/4"-14		1-1/16"			25	15.7
1021006C	---	5/8"	3/8"-18	1.76"	11/16"	4	.97"	50	7.8
1021008C	1021008CLF		1/2"-14	1.97"	7/8"			25 ²	11.6
1021012C	---		3/4"-14		1-1/16"			25	15.7
1021206C	---	3/4"	3/8"-18	2.00"	7/8"	4	1.19	10	11.5
1021208C	---		1/2"-14	2.19"				1-1/16"	25
1021212C	1021212CLF		3/4"-14		1-1/16"			20 ²	18.0
1021608C	---	1"	1/2"-14	2.19"	1-1/16"	5	1.25"	5	19.6
1021612C	---		3/4"-14		1-1/16"	5	1.19"	20	25.0
1021616C	---		1"-11-1/2+	2.55"	1-3/8"	5	1.19"	10	37.1
1021620C	---		1-1/4"-11-1/2+ ¹	2.81"	1-3/4"	5	1.19"	5	64.0
1022012C	---	1-1/4"	3/4"-14	2.55"	1-3/8"	5	1.19"	10	37.6
1022016C	---		1"-11-1/2+					5	47.2
1022416C	---	1-1/2"	1"-11-1/2+	2.69"	1-9/16"	5	1.19	5	55.0
1022420C	---		1-1/4"-11-1/2+ ¹	2.81"	1-3/4"			5	69.0

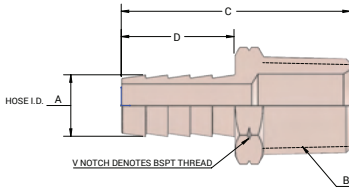
¹ NPT threads

² 102-LF are packaged to order

+ Capped threads

NOTE: Lead-Free parts are NSF®/ANSI 61 certified and approved for potable water. Lead-Free Brass <= 0.25% lead, Alloy C27450

102-BSPT-Series
C360 Brass

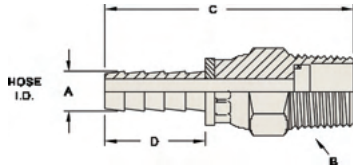


BSPT-Male Hose Barb British Standard Pipe Tapered

Part #	Hose I.D. A	BSPT Thread B	Length C	Hex	Number of Barbs	Barb Length D	Optional Pkg.	Lbs. per 100 pcs.
1020402BSPT	1/4"	1/8"-27	1.57"	1/2"	4	.97"	100	2.9
1020404BSPT		1/4"-18	1.76"	9/16"			100	4.3
1020604BSPT	3/8"	1/4"-18	1.76"	9/16"	4	.97"	100	4.8
1020606BSPT		3/8"-18		11/16"			50	6.1
1020608BSPT		1/2"-14	1.97"	7/8"			25	10.1
1020806BSPT	1/2"	3/8"-18	1.76"	11/16"	4	.97"	50	6.9
1020808BSPT		1/2"-14	1.97"	7/8"			25	12.0
1021212BSPT	3/4"	3/4"-14	2.19"	1-1/16"	4	1.19"	20	18.0
1021616BSPT	1"	1"-11-1/2+	2.54"	1-3/8"	5	1.19"	10	37.1

+ Capped threads

103-Series
C360 Brass



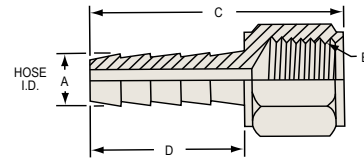

NPTF-Male Swivel Hose Barb National Pipe Tapered-Dryseal

Part #	Hose I.D. A	NPTF Thread B	Length C	Hex	Number of Barbs	Barb Length D	Std. Pkg.	Lbs. per 100 pcs.
1030402C	1/4"	1/8"-27	2.19"	9/16"	4	.97"	100	6.3
1030404C		1/4"-18	2.15				11/16	100
1030406C		3/8"-18		11/16			100	8.8
1030504C	5/16"	1/4"-18	2.15	9/16"	4	.97	50	6.9
1030604C	3/8"	1/4"-18	2.15"	9/16"	4	.97"	50	7.5
1030606C		3/8"-18		11/16"			50	9.4
1030806C	1/2"	3/8"-18	2.15"	11/16"	4	.97"	50	10.0
1030808C		1/2"-14	2.34"	7/8"			25	13.8
1031008C	5/8"	1/2"-14	2.35"	7/8"	4	.97"	25	15
1031204C	3/4"	1/4"-18	2.15"	9/16"	4	.97"	25	12.5
1031208C		1/2"-14		7/8"			25	18.1
1031212C		3/4"-14	2.35"	1-1/16"			20	21.3
1031616C	1"	1"-11-1/2 +	2.86"	1-3/8"	5	1.19"	10	40.0

+ Capped threads

NOTE: Swivel for assembly convenience only, not for live swivel applications, **operational performance 80 PSI**

104 and 104-LF-Series
C360 Brass
Lead-Free Brass C27450



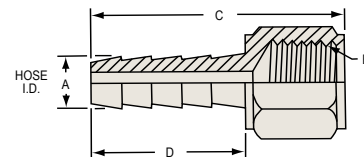
NPT-Female Hose Barb-Solid National Pipe Tapered-Dryseal

Part #	Lead-Free Part #	Hose I.D. A	NPT Thread B	Length C	Hex	Number of Barbs	Barb Length D	Std. Pkg.	Lbs. per 100 pcs.
1040202C	---	1/8"	1/8"-27	.96"	1/2"	3	.46"	100	2.1
1040204C	---		1/4"-18	1.15"	5/8"			100	4.0
1040302C	---	3/16"	1/8"-27	1.25"	1/2"	3	.75"	100	2.4
1040304C	---		1/4"-18	1.44"	5/8"			100	4.3
1040402C	---	1/4"	1/8"-27	1.47"	1/2"	4	.97"	100	2.8
1040404C	1040404CLF		1/4"-18	1.66"	5/8"			100 ¹	4.5
1040406C	---		3/8"-18		3/4"			50	5.6
1040408C	---		1/2"-14	15/16"	50			8.1	
1040502C	---	5/16"	1/8"-27	1.47"	9/16"	4	.97"	100	3.6
1040504C	---		1/4"-18	1.66"	5/8"			100	4.7
1040506C	---		3/8"-18		3/4"			50	5.7
1040602C	---	3/8"	1/8"-27	1.47"	9/16"	4	.97"	100	4.2
1040604C	1040604CLF		1/4"-18	1.66"	5/8"			50 ¹	5.4
1040606C	1040606CLF		3/8"-18		3/4"			50 ¹	6.3
1040608C	1040608CLF		1/2"-14	15/16"	50 ¹			8.8	
1040612C	---	1/2"	3/4"-14	1.97"	1-3/16"	4	.97"	25	20.6
1040804C	---		1/4"-18	1.66"	5/8"			50	6.2
1040806C	---		3/8"-18		3/4"			50	7.3
1040808C	1040808CLF		1/2"-14	15/16"	50 ¹			9.3	
1040812C	---		3/4"-14	1.97"	1-3/16"			25	25.8
1041006C	---		5/8"	3/8"-18	1.66"			3/4"	50
1041008C	---	1/2"-14		15/16"		25	10.0		
1041012C	---	3/4"-14		1.97"	1-3/16"	25	20.6		
1041208C	---	3/4"	1/2"-14	1.88"	15/16"	4	1.19"	25	12.5
1041212C	---		3/4"-14	2.19"	1-3/16"			20	22.6
1041612C	---		1"	3/4"-14	2.19"			1-3/16"	20
1041616C	1041616CLF	1"-11-1/2		2.32"	1-7/16"	10	34.7		
1042016C	---	1-1/4"	1"-11-1/2	2.32"	1-7/16"	5	1.19"	10	43.7

¹ 104-LF are packaged to order

NOTE: Lead-Free parts are NSF®/ANSI 61 certified and approved for Potable Water. Lead-Free Brass <= 0.25% lead, Alloy C27450

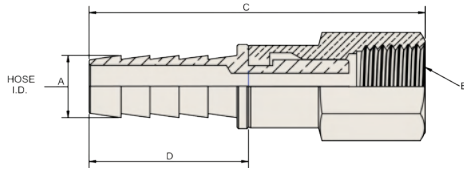
104-Series
303 Stainless Steel



NPT-Female Hose Barb-Solid National Pipe Tapered-Dryseal

Part #	Hose I.D. A	NPT Thread B	Length C	Hex	Number of Barbs	Barb Length D	Optional Pkg.	Lbs. per 100 pcs.
1040404SS	1/4"	1/4"-18	1.66"	5/8"	4	.97"	100	4.6
1040604SS	3/8"	1/4"-18		5/8"			50	5.4
1040606SS		3/8"-18		3/4"			50	6.3
1040808SS	1/2"	1/2"-14		15/16"			50	9.3

105-Series


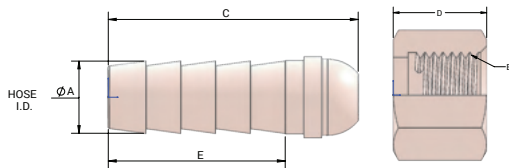


PTF-SAE Short-Female Swivel Hose Barb Short Pipe Tapered-Dryseal

Part #	Hose I.D. A	PTF-SAE Thread B	Over All Length C	Hex	Number of Barbs	Barb Length D	Std. Pkg.	Lbs. per 100 pcs.
1050404C	1/4"	1/4"-18	2.22"	5/8"	4	.97"	50	8.1
1050406C		3/8"-18		3/4"			100	8.0
1050504C	5/16"	1/4"-18	2.22	5/8"	4	.97"	50	8.8
1050604C	3/8"	1/4"-18	2.22"	5/8"	4	.97"	50	8.8
1050606C		3/8"-18		3/4"			50	11.3
1050806C	1/2"	3/8"-18	2.22"	3/4"	4	.97"	50	11.9
1050808C		1/2"-14	2.41"	15/16"			25	18.3
1051008C	5/8"	1/2"-18	2.40"	15/16"	4	.97"	25	18.8
1051204C	3/4"	1/4"-18	2.20"	5/8"	4	.97"	25	14.4
1051208C		1/2"-14	2.40"	15/16"			25	21.9

NOTE: Swivel for assembly convenience only, not for live swivel applications, **operational performance 80 PSI**

124-Series

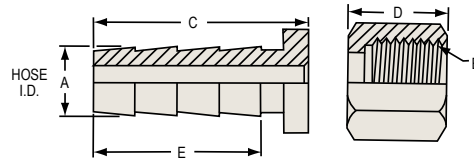


NPSM-Female Swivel Hose Barb National Pipe Straight-Ball Seat Type

Part #	Hose I.D. A	NPSM Thread B	Stem Length C	Nut Length D	Hex	Number of Barbs	Barb Length E	Std. Pkg.	Lbs. per 100 pcs.
1240202K	1/8"	1/8"-27	.79"	.44"	1/2"	3	.46"	100	2.4
1240302K	3/16"	1/8"-27	1.08"	.44"	1/2"	3	.75"	100	2.5
1240304K		1/4"-18	1.17"	.53"	5/8"			100	4.6
1240402K	1/4"	1/8"-27	1.30"	.44"	1/2"	4	.97"	100	3.0
1240404K		1/4"-18	1.39"	.53"	5/8"			100	4.8
1240406K		3/8"-18	1.41"	.63"	3/4"			100	6.5
1240504K	5/16"	1/4"-18	1.39"	.53"	5/8"	4	.97"	100	5.5
1240506K		3/8"-18	1.41"	.63"	3/4"			50	6.5
1240604K	3/8"	1/4"-18	1.37"	.53"	5/8"	4	.97"	100	4.8
1240606K		3/8"-18	1.41"	.63"	3/4"			100	7.0
1240608K		1/2"-14	1.54"	.69"	15/16"			100	13.0
1240806K	1/2"	3/8"-18	1.42"	.63"	3/4"	4	.97"	50	7.6
1240808K		1/2"-14	1.54"	.69"	15/16"			100	13.0
1241212K	3/4"	3/4"-14	1.69"	.75"	1-1/8"	4	1.19"	50	18.0



126-Series



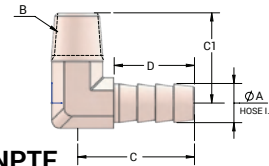
NPSM-Female Swivel Hose Barb National Pipe Straight-Gasket Seat Type

Part #	Hose I.D. A	NPSM Thread B	Stem Length C	Nut Length D	Hex	Number of Barbs	Barb Length E	Std. Pkg.	Lbs. per 100 pcs.
1260202C	1/8"	1/8"-27	.69"	.44"	1/2"	3	.46"	100	2.2
1260302C	3/16"	1/8"-27	.98"	.44"	1/2"	3	.75"	100	2.5
1260304C		1/4"-18		.53"	5/8"			100	4.0
1260402C	1/4"	1/8"-27	1.20"	.44"	1/2"	4	.97"	100	2.7
1260404C		1/4"-18		.53"	5/8"			100	4.3
1260406C		3/8"-18		1.22"	.63"			3/4"	100
1260504C	5/16"	1/4"-18	1.20"	.53"	5/8"	4	.97"	100	4.2
1260604C	3/8"	1/4"-18	1.22"	.53"	5/8"	4	.97"	100	4.6
1260606C		3/8"-18		.63"	3/4"			50	6.4
1260608C		1/2"-14		.69"	15/16"			50	10.4
1260806C	1/2"	3/8"-18	1.22"	.63"	3/4"	4	.97"	50	7.0
1260808C		1/2"-14		.69"	15/16"			50	11.0
1261212C	3/4"	3/4"-14	1.37"	.75"	1-1/8"	4	1.19"	25	15.6

NOTE: National pipe straight-neoprene gasket seat type



129-Series



90° Elbow-Forged Hose Barb to Male NPTF

Part #	Hose I.D. A	NPTF Thread B	Length Centerline C	Length Centerline C1	Number of Barbs	Barb Length D	Std. Pkg.	Lbs. per 100 pcs.	
1290302C	3/16"	1/8"-27	1.11"	.73"	3	.79"	50	3.3	
1290402C	1/4"	1/8"-27	1.22"	.76"	3	.79"	50	3.4	
1290404C		1/4"-18		.94"			50	6.2	
1290406C	5/16"	3/8"-18	1.22"	.95"	3	.79"	50	7.3	
1290502C		1/8"-27		1.11"			.73"	25	3.1
1290504C		1/4"-18		1.22"			.97"	50	6.1
1290506C	3/8"	3/8"-18	1.23"	.91"	3	.79"	50	6.5	
1290602C		1/8"-27		1.14"			.74"	50	3.6
1290604C		1/4"-18		1.23"			.95"	50	6.6
1290606C	1/2"	3/8"-18	1.28"	.95"	3	.87"	50	8.9	
1290608C		1/2"-14		1.37"			1.10"	25	13.1
1290804C	3/4"	1/4"-18	1.30"	.97"	3	.87"	50	6.3	
1290806C		3/8"-18		1.33"			.97"	50	8.3
1290808C		1/2"-14		1.41"			1.10"	25	12.6
1291006C	5/8"	3/8"-18	1.36"	1.22"	3	.87"	25	17.2	
1291008C		1/2"-14		1.46"			1.16"	25	18.6
1291208C	1"	1/2"-14	1.54"	1.24"	3	.87"	25	23.2	
1291212C		3/4"-14		1.55"			1.31"	25	21.5
1291612C		3/4"-14		1.71"			1.45"	10	37.1
1291616C		1"-11-1/2+	1.80"	1.63"	4	.98"	10	42.5	

+ Capped threads

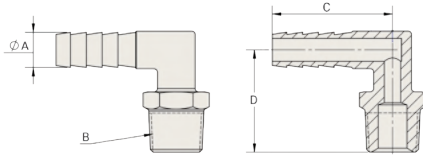


129 Lead-Free-Series 90° Elbow-NPT

Part #	Hose I.D.	NPT Thread
1290404CLF	1/4"	1/4"
1290604CLF	3/8"	1/4"
1290606CLF		3/8"

NOTE: Parts are SWDA, California AB 1953 and RoHS compliant. Alloy C46400

129SS-Series
316 Stainless Steel

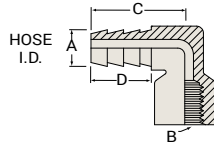


90° Elbow-Casting Hose Barb to Male NPT

Part #	Hose I.D. A	NPT Thread B	Length Centerline C	Number of Barbs	Height Centerline D	Lbs. per 100 pcs.
1290402SS	1/4"	1/8"-27	1.18"	4	.94"	2.8
1290404SS		1/4"-18	1.24"		1.08"	5.2
1290604SS	3/8"	1/4"-18	1.58"	4	1.13"	7.6
1290606SS		3/8"-18			1.08"	9.2
1290804SS	1/2"	1/4"-18	1.46"	4	1.16"	7.6
1290806SS		3/8"-18	1.72"		1.22"	12.2
1290808SS		1/2"-14	1.82"		1.58"	18.0
1291208SS	3/4"	1/2"-14	2.11"	4	1.47"	23.6
1291212SS		3/4"-14	2.31"		1.86"	32.4

NOTE: 129-SS parts are packaged to order

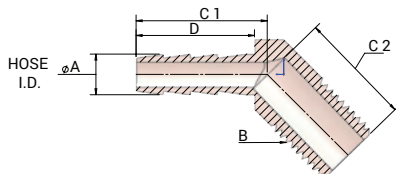
134-Series



90° Elbow-Forged Hose Barb to Female NPTF

Part #	Hose I.D. A	NPTF Thread B	Length Centerline C	Number of Barbs	Barb Length D	Std. Pkg.	Lbs. per 100 pcs.
1340402C	1/4"	1/8"-27	1.23"	3	.79"	50	8.0
1340404C		1/4"-18	1.22"			50	9.4
1340604C	3/8"	1/4"-18	1.22"	3	.79"	50	9.8
1340606C		3/8"-18	1.32"			50	12.8
1340804C	1/2"	1/4"-18	1.37"	3	.87"	25	10.2
1340806C		3/8"-18	1.42"			25	12.8
1340808C		1/2"-14	1.55"			25	17.0
1341212C	3/4"	3/4"-14	1.69"	3	.89"	25	51.0

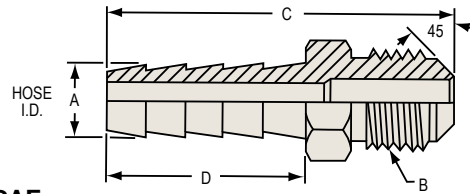
139-Series



45° Elbow-Forged Hose Barb to Male NPTF

Part #	Hose I.D. A	NPTF Thread B	Length Centerline C1	Length Centerline C2	Number of Barbs	Barb Length D	Std. Pkg.	Lbs. per 100 pcs.
1390402C	1/4"	1/8"-27	.87"	.68"	3	.79"	100	3.4
1390404C		1/4"-18	.92"	.85"			25	6.2
1390602C	3/8"	1/8"-27	.95"	.68"	3	.87"	100	3.6
1390604C		1/4"-18	.96"	.82"			100	6.6
1390606C	1/2"	3/8"-18	.98"	.87"	3	.87"	25	8.9
1390804C		1/4"-18	.98"	.82"			25	6.3
1390806C		3/8"-18	.98"	.87"			25	8.3
1390808C	3/4"	1/2"-14	1.01"	1.09"	3	.87"	50	12.3
1391208C		1/2"-14	1.14"	.91"			25	13.7

142-Series



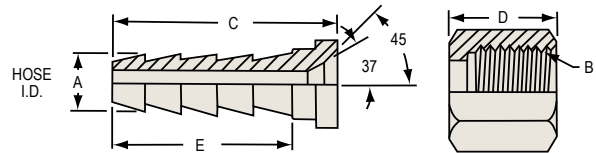

Male Hose Barb 45° SAE

Part #	Hose I.D. A	Tube O.D.	UNF Thread B	Length C	Hex	Number of Barbs	Barb Length D	Std. Pkg.	Lbs. per 100 pcs.
1420307C	3/16"	1/4"	7/16"-20	1.50"	7/16"	3	.75"	100	2.7
1420407C	1/4"	1/4"	7/16"-20	1.72"	7/16"	4	.97"	100	3.2
1420410C		3/8"	5/8"-18	1.82"	5/8"			100	6.6
1420508C	5/16"	5/16"	1/2"-20	1.75"	1/2"	4	.97"	100	4.5
1420610C	3/8"	3/8"	5/8"-18	1.82"	5/8"	4	.97"	50	7.6
1420612C		1/2"	3/4"-16	1.97"	3/4"			50	9.9
1420812C	1/2"	1/2"	3/4"-16	1.97"	3/4"	4	.97"	50	10.3

143 and 143-LF-Series

C360 Brass

Lead-Free Brass C27450



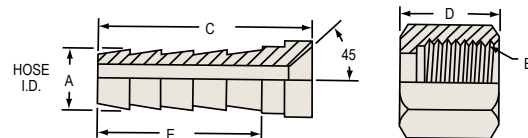
Female Swivel Hose Barb 45° SAE/37° JIC (Dual Angle Seat)

Part #	Lead Free	Hose I.D. A	Tube O.D.	UNF Thread B	Stem Length C	Nut Length D	Hex	Number of Barbs	Barb Length E	Std. Pkg.	Lbs. per 100 pcs.
1430307K	---	3/16"	1/4"	7/16"-20	1.03"	.60"	9/16"	3	.75"	100	3.7
1430407K	1430407KLF	1/4"	1/4"	7/16"-20	1.25"	.60"	9/16"	4	.97"	100	4.0 ¹
1430408K			5/16"	1/2"-20	1.31"	.68"	5/8"			100	5.3
1430508K	---	5/16"	5/16"	1/2"-20	1.31"	.68"	5/8"	4	.97"	100	5.3
1430612K	---	3/8"	1/2"	3/4"-16	1.34"	.84"	7/8"	4	.97"	100	10.4
1430812K	---	1/2"	1/2"	3/4"-16	1.34"	.84"	7/8"	4	.97"	100	11.3
1430814K	---		5/8"	7/8"-14		.96"	1-1/16"			50	17.3

¹ 143-LF packaged to order

NOTE: Lead-Free parts are NSF®/ANSI 61 certified and approved for potable water. Lead-Free Brass <= 0.25% lead, Alloy C27450

144-Series

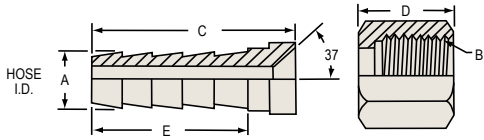


Female Swivel Hose Barb 45° SAE

Part #	Hose I.D. A	Tube O.D.	UNF Thread B	Stem Length C	Nut Length D	Hex	Number of Barbs	Barb Length E	Std. Pkg.	Lbs. per 100 pcs.
1440306K	3/16"	3/16"	3/8"-24"	1.03"	.47"	7/16"	3	.75"	100	2.0
1440410K	1/4"	3/8"	5/8"-18"	1.27"	.68"	3/4"	4	.97"	100	6.5
1440510K	5/16"								100	6.5
1440610K	3/8"	1/2"	3/4"-16"	1.34"	.84"	7/8"	4	.97"	100	7.2
1440812K	1/2"								100	11.7
1441217K	3/4"	3/4"	1-1/16"-14	1.47"	1.03" ¹	1-1/4"	4	.97"	25	25.0

¹ Notch in nut for SAE identification


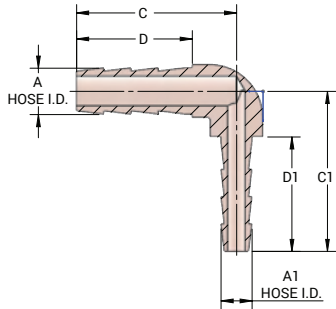
145-Series



Female Swivel Hose Barb 37° JIC

Part #	Hose I.D. A	Tube O.D.	UNF Thread B	Stem Length C	Nut Length D	Hex	Number of Barbs	Barb Length E	Std. Pkg.	Lbs. per 100 pcs.
1450609K	3/8"	3/8"	9/16"-18	1.24"	.63"	11/16"	4	.97"	100	6.0
1451217K	3/4"	3/4"	1-1/16"-12	1.47"	1.03"	1-1/4"			25	25.0

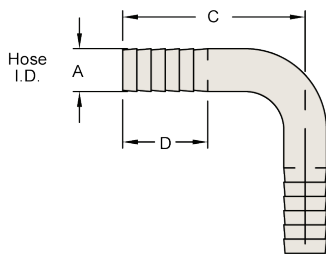
177-Series



Hose Barb 90° Elbow Splicer-Forged

Part #	Hose I.D. A	Hose I.D. A1	Length Centerline C	Length Centerline C1	Number of Barbs	Barb Length D	Barb Length D1	Std. Pkg.	Lbs. per 100 pcs.
1770402C	1/4"	1/8"	1.15"	.80"	3	.79"	.46"	25	3.1
1770404C		1/4"		1.15"			.79"	25	3.0
1770505C	5/16"	5/16"	1.20	1.20"	3	.79"	.79"	25	4.9
1770604C	3/8"	1/4"	1.26"	1.19"	3	.79"	.79"	25	6.2
1770606C		3/8"		1.26"				25	5.0
1770806C	1/2"	3/8"	1.34"	1.20"	3	.79"	.87"	25	8.7
1770808C		1/2"	1.35"	1.35"				25	9.3
1771010C	5/8"	5/8"	1.37"	1.37"	3	.87"	.87"	25	15.6
1771208C	3/4"	1/2"	1.48"	1.45"	3	.89"	.87"	25	20.6
1771212C		3/4"	1.41"	1.41"				25	20.6

177SS-Series 304 Stainless Steel

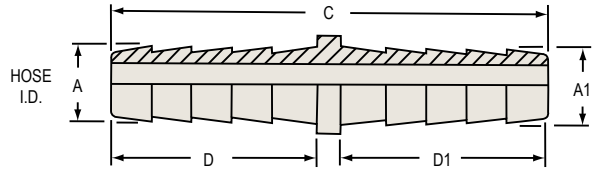


Hose Barb 90° Elbow Splicer

Part #	Hose I.D. A	Length Centerline C	Barb Length D	Number of Barbs	Lbs. per 100 pcs.
1770404SS	1/4"	1.17"	.60"	5	1.9
1770606SS	3/8"	1.37"			3.4
1770808SS	1/2"	2.73"			8.1

NOTE: 177-SS parts are packaged to order

178 and 178-LF-Series
C360 Brass
C27450 Lead-Free Brass



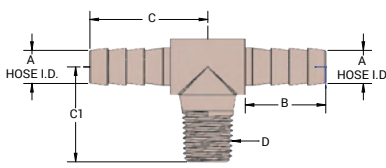
Hose Splicer

Part #	Lead-Free	Hose I.D. A	Hose I.D. A1	Length C	Number of Barbs	Barb Length D	Barb Length D1	Std. Pkg.	Lbs. per 100 pcs.
1780202C	---	1/8"	1/8"	.97"	3	.46"	.46"	100	0.6
1780303C	---	3/16"	3/16"	1.56"	3	.75"	.75"	100	1.3
1780402C	---	1/4"	1/8"	1.55"	4	.97"	.46"	100	2.0
1780404C	1780404CLF		1/4"	2.03"			.97"	100 ¹	2.3
1780505C	---	5/16"	5/16"	2.06"	4	.97"	.97"	100	2.5
1780604C	---	3/8"	1/4"	2.06"	4	.97"	.97"	100	3.7
1780606C	1780606CLF		3/8"					100 ¹	4.1
1780804C	---	1/2"	1/4"	2.06"	4	.97"	.97"	5	5.3
1780806C	---		3/8"					50	6.2
1780808C	1780808CLF		1/2"					50 ¹	6.5
1781006C	---		3/8"					50	6.2
1781008C	---	5/8"	1/2"	2.06"	4	.97"	.97"	50	6.8
1781010C	---		5/8"					50	7.0
1781208C	---		3/4"					1/2"	2.28"
1781212C	---	3/4"		2.50"	1.19"	25	12.8		
1781612C	---	1"	3/4"	2.75"	5	1.45	1.19	10	18
1781616C	---		1"	3.00"		1.44"	1.44"	10	22.5

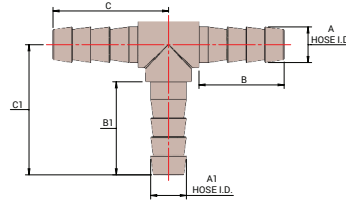
¹ 178-LF packaged to order

NOTE: Lead-Free parts are NSF®/ANSI 61 certified and approved for potable water. Lead-Free Brass <= 0.25% lead, Alloy C27450

179-Series




1790604C



Hose Barb-Forged Tee Splicer

Part #	Hose I.D. A	Hose I.D. A1	Barb Length B	Barb Length B1	Length Centerline C	Length Centerline C1	NPTF Thread D	Number of Barbs	Std. Pkg.	Lbs. per 100 pcs.
1790202C	1/8"	1/8"	.46"	.46"	.72"	.80"	---	3	25	3.1
1790303C	3/16"	3/16"	.71"	.71"	.94"	1.08"	---	3	100	3.1
1790402C	1/4"	1/8"	.71"	.46"	.94"	1.08"	---	3	25	4.4
1790404C		1/4"		.71"					.95"	25
1790505C	5/16"	5/16"	.79"	.79"	1.18"	1.20"	---	3	25	6.4
1790604C ¹	3/8"	---	---	---	1.26"	1.03	1/4-18"	3	25	11.2
1790604BARB		1/4"	.86"	.71"		1.13"	---		25	6.5
1790606C		3/8"	.86"	.86"		1.28"	---		25	8.0
1790806C	1/2"	3/8"	.90"	.90"	1.26"	1.22"	---	3	25	10.0
1790808C		1/2"	.86"	.86"		1.27"	---		25	10.4
1791010C	5/8"	5/8"	.90"	.90"	1.34"	1.34"	---	3	25	15.8
1791208C	3/4"	1/2"	.90"	.90"	1.42"	1.41"	---	3	25	22.5
1791212C		3/4"							1.41"	---

¹ 1790604C as pictured above

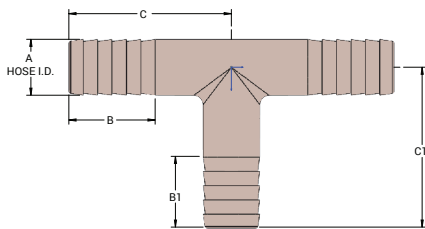


179-Series Hose Barb Tee Splicer

Part #	Hose I.D.	Barb Length	Number of Barbs
1790404CLF	1/4"	.63"	2
1790606CLF	3/8"	.67"	2

NOTE: Parts are Safe Drinking Water Act (SWDA), California AB 1953 and RoHS compliant. Alloy C46400

179SS-Series 304 Stainless Steel



Hose Barb Tee Splicer

Part #	Hose I.D. A	Barb Length B	Barb Length B1	Length Centerline C	Length Centerline C1	Number of Barbs	Lbs. per 100 pcs.
1790404SS	1/4"	.60"	.60" ¹	.97"	1.03"	6/5 ¹	2.2
1790606SS	3/8"		.60"	1.13"	1.13"	5	4.0
1790808SS	1/2"		.60"	1.37"	1.37"	5	5.6

¹ On Drop - 5 Barbs

NOTE: 179-SS parts are packaged to order

Welding Hose Fittings

Features

- Female swivel welding hose fittings (152 and 154-series) are sold in stem and swivel nut sets. Components can be purchased separately
- It is recommended that hose assemblies be fabricated using hose clamps or crimped ferrules in conjunction with hose barbs

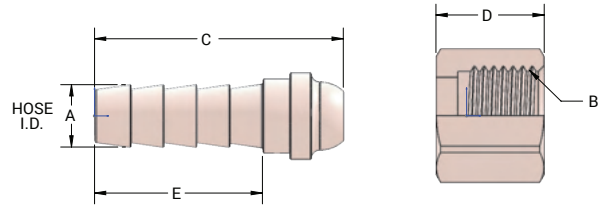

Specifications

- 200 PSI maximum
- The following letter size designations are commonly used for both oxygen and fuel gas fitting size identification:
 - A-Size 3/8"-24 UNF
 - B-Size 9/16"-18 UNF

Approval

- Parts meet CGA E-1 standards

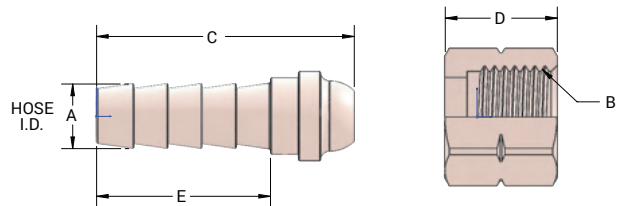

152-Series



Welding Hose Coupling Right Hand Thread for Oxygen Line

Part Number	CGA Number	Hose I.D. A	Right UNF Thread B	Stem Length C	Nut Length D	Hex	Number of Barbs	Barb Length E	Std. Pkg.	Lbs. per 100 pcs.
1520306K	021	3/16"	3/8"-24	1.35"	.47"	7/16"	4	.97"	100	2.3
1520309K	100								6.3	
1520409K	023	1/4"	9/16"-18	1.44"	.63"	11/16"	4	.97"	100	6.5
1520509K		5/16"							100	6.9
1520609K		3/8"							100	7.3

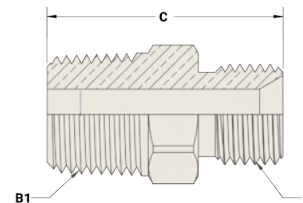

154-Series



Welding Hose Coupling Left Hand Thread for Acetylene Line

Part Number	CGA Number	Hose I.D. A	Left UNF Thread B	Stem Length C	Nut Length D	Hex	Number of Barbs	Barb Length E	Std. Pkg.	Lbs. per 100 pcs.
1540306K	020	3/16"	3/8"-24	1.35"	.47"	7/16"	4	.97"	100	2.3
1540309K	100								6.3	
1540409K	022	1/4"	9/16"-18	1.44"	.63"	11/16"	4	.97"	100	6.5
1540509K		5/16"							100	6.9
1540609K		3/8"							100	7.3


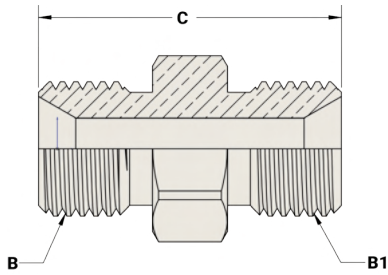
156-Series



Welding Hose Adapter Right Hand Thread

Part #	CGA Number	Right UNF Thread B	NPTF Thread B1	Length C	Hex	Std. Pkg.	Lbs. per 100 pcs.
1560902C	022	9/16"-18	1/8"-27	1.13"	11/16"	100	5.8
1560904C			1/4"-18	1.26"		100	7.1
1560906C			3/8"-18	1.31"		50	8.9


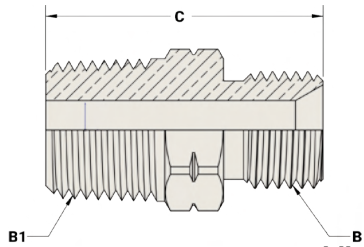
156-Series



Welding Hose Connector Right Hand Thread

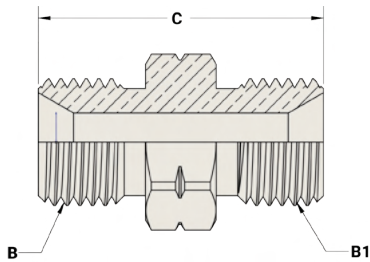
Part #	CGA Number	Right UNF Thread B	Right UNF Thread B1	Length C	Hex	Std. Pkg.	Lbs. per 100 pcs.
1560909C	022	9/16"-18	9/16"-18	1.25"	11/16"	100	7.5

158-Series



Welding Hose Adapter Left Hand Thread

Part #	CGA Number	Left UNF Thread B	NPTF Thread B1	Length C	Hex	Std. Pkg.	Lbs. per 100 pcs.
1580902C	023	9/16"-18	1/8"-27	1.13"	11/16"	100	5.8
1580904C			1/4"-18	1.26"		100	7.1
1580906C			3/8"-18	1.31"		50	8.9



Welding Hose Connector Left Hand Thread

Part #	CGA Number	Left UNF Thread B	Left UNF Thread B1	Length C	Hex	Std. Pkg.	Lbs. per 100 pcs.
1580909C	023	9/16"-18	9/16"-18	1.25"	11/16"	100	7.5

⚠ WARNING

Except as specifically noted as to a specific fitting, NO hose fittings manufactured and/or sold by any Dixon® company can be safely used in life dependency applications such as diving, for oxygen, air, or other breathing applications. Our fittings are NOT designed and NOT recommended for such use and should NOT BE USED for that purpose. Use of non-approved hose fittings in such applications can result in death or grave personal injuries.

Applications

- Reusable fittings are used when a more durable hose connection is required or ease of making a repair is a major consideration

Features

- Dixon Brass offers over 110 re-usable fittings in 10 different series
- All re-usable fittings are of heavy duty construction

Specifications

- Hose tolerance is +/- .005
- Maximum PSI is **250** at ambient temperature **70°F (21°C)**

Three variables must be determined before ordering

1. I.D. of hose to be used with fitting
2. O.D. of hose to be used with fitting
3. Connection thread size desired

- Part number for re-usable hose fitting sets (183, 185 and 187-series) are easy to understand and use. The first three digits of the seven digit part number signify a specific product series. The fourth digit signifies the hose I.D. used with the fitting (measured in sixteenths of an inch). The fifth and sixth digits signify the hose O.D. used with the fitting (measured in sixteenths of an inch)

NOTE: Recommended for rubber covered hose only

How to Use

Dixon Brass

Reusable Hose Fitting

Part Numbers

1836116

1836116

1836116

1836116

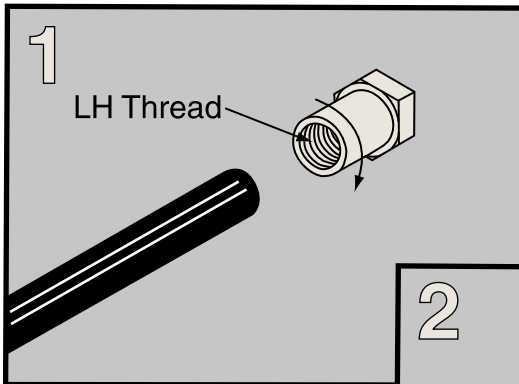
Series Identification

Hose I.D. (Measured In sixteenths of an inch)

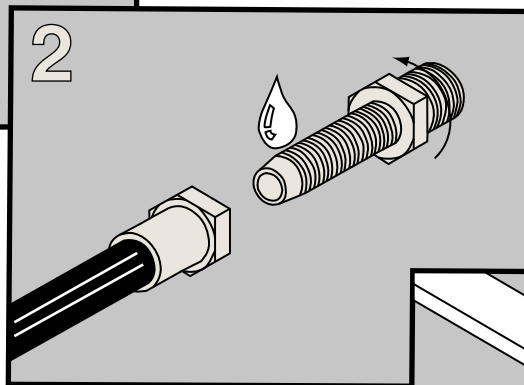
Hose O.D. (Measured in sixteenths of an inch)

Thread Size (Measured in sixteenths of an inch)

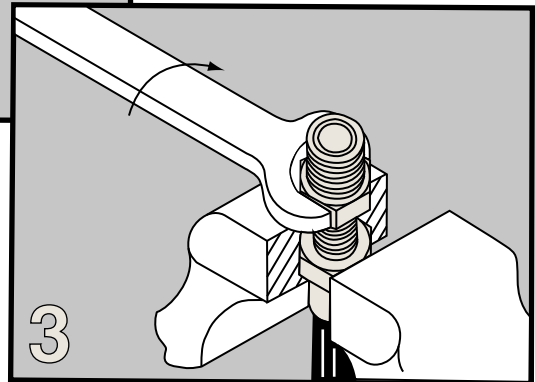
How to Install Reusable Fittings without Skiving or Crimping



Simply slip and twist ferrule on end of hose which has been trimmed flush. No skiving necessary



Apply a drop or two of lubricant to fitting before inserting ferrule

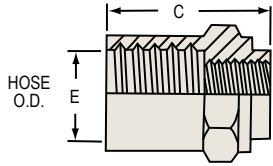


Turn reusable fitting into ferrule. Hose is expanded inside ferrule for perfect fit

⚠ WARNING

Except as specifically noted as to a specific fitting, NO hose fittings manufactured and/or sold by any Dixon® company can be safely used in life dependency applications such as diving, for oxygen, air, or other breathing applications. Our fittings are NOT designed and NOT recommended for such use and should NOT BE USED for that purpose. Use of non-approved hose fittings in such applications can result in death or grave personal injuries.

180 and 180SS-Series


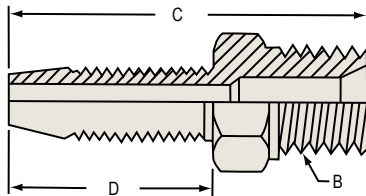


Reusable Ferrule

Part #	303 Stainless Steel Part #	Hose I.D.	Length C	Hose O.D. E	Hex	Std. Pkg.	Lbs. per 100 pcs.
1800408F	1800408FSS	1/4"	1.02"	1/2"	11/16"	100 ¹	5.3
1800409F	1800409FSS			9/16"	3/4"	50 ¹	6.3
1800410F	1800410FSS			5/8"	13/16"	50 ¹	7.5
1800509F	1800509FSS	5/16"	1.10"	9/16"	3/4"	100 ¹	7.0
1800510F	1800510FSS			5/8"	13/16"	50 ¹	7.8
1800511F	---			11/16"	7/8"	50	8.8
1800610F	1800610FSS	3/8"	1.10"	5/8"	13/16"	50 ¹	7.4
1800611F	1800611FSS			11/16"	7/8"	50 ¹	8.3
1800612F	1800612FSS			3/4"	7/8"	50 ¹	6.7
1800814F	1800814FSS	1/2"	1.69"	7/8"	1-1/16"	25 ¹	15.8
1800815F	1800815FSS			15/16"	1-1/8"	25 ¹	17.8
1800816F	---			1"	1-3/16"	20	19.5

¹ 180-SS packaged to order

182 and 182SS-Series



Reusable Male Stem

Part #	303 Stainless Steel Part #	Hose I.D.	NPTF ² Thread B	Length C	Stem Length D	Hex	Std. Pkg.	Lbs. per 100 pcs.
1820402S	1820402SS	1/4"	1/8"-27	1.68"	1.07"	9/16"	100 ¹	4.6
1820404S	1820404SS		1/4"-18	1.86"			100 ¹	5.1
1820406S	---		3/8"-18	1.86"			50	6.5
1820504S	1820504SS	5/16"	1/4"-18	1.96"	1.17"	9/16"	50 ¹	5.8
1820506S	---		3/8"-18				50	6.9
1820604S	1820604SS		3/8"				1/4"-18	1.96"
1820606S	1820606SS	3/8"-18		50 ¹	8.0			
1820608S	---	1/2"-14		2.17"	25	13.2		
1820804S	---	1/2"	1/4"-18	2.43"	1.64"	11/16"	50	12.3
1820806S	1820806SS		3/8"-18				50 ¹	11.0
1820808S	1820808SS		1/2"-14				2.64"	25 ¹


¹ 182-SS packaged to order

² NPT thread on 182-SS

⚠ WARNING

Except as specifically noted as to a specific fitting, NO hose fittings manufactured and/or sold by any Dixon® company can be safely used in life dependency applications such as diving, for oxygen, air, or other breathing applications. Our fittings are NOT designed and NOT recommended for such use and should NOT BE USED for that purpose. Use of non-approved hose fittings in such applications can result in death or grave personal injuries.

183 and 183SS-Series



Reusable Male Fitting-Unassembled

Part #	303 Stainless Steel Part #	Hose I.D.	Hose O.D.	NPTF ² Thread B	Stem Hex	Ferrule Hex	Std. Pkg.	Lbs. per 100 pcs.
1834082K	1834082KSS	1/4"	1/2"	1/8"-27	9/16"	11/16"	100 ¹	9.9
1834092K	1834092KSS		9/16"			3/4"	100 ¹	10.9
1834102K	1834102KSS		5/8"			13/16"	100 ¹	12.1
1834084K	1834084KSS	1/4"	1/2"	1/4"-18	9/16"	11/16"	50 ¹	10.4
1834094K	1834094KSS		9/16"			3/4"	50 ¹	11.4
1834104K	1834104KSS		5/8"			13/16"	50 ¹	12.6
1834086K	---	1/4"	1/2"	3/8"-18	11/16"	11/16"	50	11.8
1834096K	---		9/16"			3/4"	50	12.8
1834106K	---		5/8"			13/16"	50	14.0
1835094K	1835094KSS	5/16"	9/16"	1/4"-18	9/16"	3/4"	50 ¹	12.8
1835104K	1835104KSS		5/8"			13/16"	50 ¹	13.3
1835114K	---		11/16"			7/8"	50	14.6
1835096K	---	5/16"	9/16"	3/8"-18	11/16"	3/4"	50	13.9
1835106K	---		5/8"			13/16"	50	14.7
1835116K	---		11/16"			7/8"	50	15.7
1836104K	1836104KSS	3/8"	5/8"	1/4"-18	9/16"	13/16"	50 ¹	14.0
1836114K	1836114KSS		11/16"			7/8"	50 ¹	14.9
1836124K	1836124KSS		3/4"			50 ¹	13.3	
1836106K	1836106KSS	3/8"	5/8"	3/8"-18	11/16"	13/16"	50 ¹	15.4
1836116K	1836116KSS		11/16"			50 ¹	16.3	
1836126K	1836126KSS		3/4"			7/8"	50 ¹	14.7
1836108K	---	3/8"	5/8"	1/2"-14	7/8"	13/16"	50	20.6
1836118K	---		11/16"			7/8"	50	21.5
1836128K	---		3/4"			7/8"	50	19.9
1838144K	---	1/2"	7/8"	1/4"-18	11/16"	1-1/16"	25	28.1
1838154K	---		15/16"			1-1/8"	25	30.1
1838164K	---		1"			1-3/16"	25	31.8
1838146K	1838146KSS	1/2"	7/8"	3/8"-18	11/16"	1-1/16"	25 ¹	26.8
1838156K	1838156KSS		15/16"			1-1/8"	25 ¹	28.8
1838166K	---		1"			1-3/16"	25	30.5
1838148K	1838148KSS	1/2"	7/8"	1/2"-14	7/8"	1-1/16"	20 ¹	32.1
1838158K	1838158KSS		15/16"			1-1/8"	20 ¹	34.1
1838168K	---		1"			1-3/16"	20	35.8


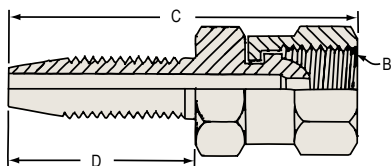
¹ 183-SS packaged to order

² NPT thread on 183-SS

⚠ WARNING

Except as specifically noted as to a specific fitting, NO hose fittings manufactured and/or sold by any Dixon® company can be safely used in life dependency applications such as diving, for oxygen, air, or other breathing applications. Our fittings are NOT designed and NOT recommended for such use and should NOT BE USED for that purpose. Use of non-approved hose fittings in such applications can result in death or grave personal injuries.

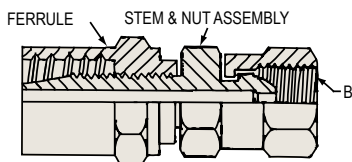
184-Series



Reusable Female Swivel Stem

Part #	Hose I.D.	NPSM Thread B	Length C	Stem Length D	Swivel Hex	Std. Pkg.	Lbs. per 100 pcs.
1840404A	1/4"	1/4"-18	2.00"	1.07"	11/16"	50	8.0
1840406A		3/8"-18	2.07"		13/16"	50	11.3
1840504A	5/16"	1/4"-18	2.10"	1.17"	11/16"	50	8.4
1840604A	3/8"	1/4"-18	2.12"	1.17"	11/16"	50	9.0
1840606A		3/8"-18	2.18"		13/16"	50	12.5
1840808A	1/2"	1/2"-14	2.86"	1.64"	15/16"	25	19.6

185-Series



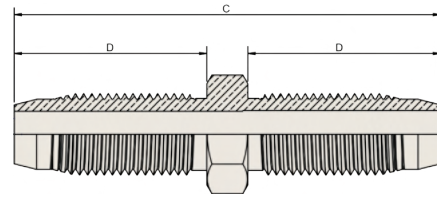

Reusable Female Swivel Fitting-Unassembled

Part #	Hose I.D.	Hose O.D.	NPSM Thread B	Swivel Hex	Ferrule Hex	Std. Pkg.	Lbs. per 100 pcs.
1854084K	1/4"	1/2"	1/4"-18	11/16"	11/16"	50	13.3
1854094K		9/16"			3/4"	50	14.3
1854104K		5/8"			13/16"	50	15.5
1854086K	1/4"	1/2"	3/8"-18	13/16"	11/16"	50	16.6
1854096K		9/16"			3/4"	50	17.6
1854106K		5/8"			13/16"	50	18.8
1855094K	5/16"	9/16"	1/4"-18	11/16"	3/4"	50	15.4
1855104K		5/8"			13/16"	50	17.2
1855114K		11/16"			7/8"	50	17.2
1856104K	3/8"	5/8"	1/4"-18	11/16"	13/16"	50	16.4
1856114K		11/16"			7/8"	50	17.3
1856124K		3/4"			50	15.7	
1856106K	3/8"	5/8"	3/8"-18	13/16"	13/16"	50	19.9
1856116K		11/16"			7/8"	50	20.8
1856126K		3/4"			50	19.2	
1858148K	1/2"	7/8"	1/2"-14	15/16"	1-1/16"	20	35.4
1858158K		15/16"			1-1/8"	20	37.4
1858168K		1"			1-3/16"	20	39.1

⚠ WARNING

Except as specifically noted as to a specific fitting, NO hose fittings manufactured and/or sold by any Dixon® company can be safely used in life dependency applications such as diving, for oxygen, air, or other breathing applications. Our fittings are NOT designed and NOT recommended for such use and should NOT BE USED for that purpose. Use of non-approved hose fittings in such applications can result in death or grave personal injuries.

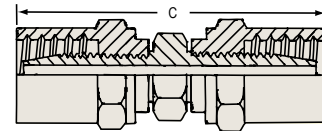
186-Series



Reusable Splicer Stem

Part #	Hose I.D.	Length C	Stem Length D	Hex	Std. Pkg.	Lbs. per 100 pcs.
1860404S	1/4"	2.39"	1.07"	9/16"	100	5.6
1860606S	3/8"	2.59"	1.17"	5/8"	50	8.8

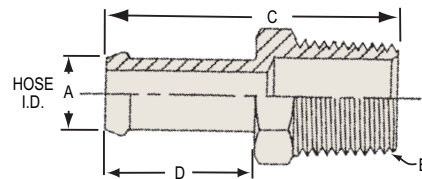
187-Series



Reusable Hose Splicer-Unassembled

Part #	Hose I.D.	Hose O.D.	Length C	Splicer Hex	Ferrule Hex	Std. Pkg.	Lbs. per 100 pcs.
1870408K	1/4"	1/2"	2.39"	9/16"	11/16"	50	16.2
1870409K		9/16"			3/4"	50	18.2
1870410K		5/8"			13/16"	50	20.6
1870610K	3/8"	5/8"	2.59"	5/8"	13/16"	25	23.6
1870611K		11/16"			7/8"	25	25.4
1870612K		3/4"			7/8"	25	22.2

268B-Series



Beaded Hose Barbs

Part #	Hose I.D. A	NPTF Thread B	Length C	Hex	Barb Length D	Std. Pkg.	Lbs. per 100 pcs.
268B0402	1/4"	1/8"-27	1.18"	1/2"	.62"	100	2.4
268B0404		1/4"-18	1.41"	9/16"		100	3.8
268B0502	5/16"	1/8"-27	1.22"	1/2"	.62"	100	2.5
268B0504		1/4"-18	1.41"	9/16"		50	4.0
268B0602	3/8"	1/8"-27	1.48"	1/2"	.88"	100	3.7
268B0604		1/4"-18	1.67"	9/16"		100	4.4
268B0606		3/8"-18		11/16"		50	5.8
268B0806	1/2"	3/8"-18	1.67"	11/16"	.88"	50	6.1
268B0808		1/2"-14	1.88"	7/8"		50	10.9
268B1008	5/8"	1/2"-14	1.88"	7/8"	.88"	25	11.9
268B1208	3/4"	1/2"-14	1.88"	7/8"	.88"	50	13.7
268B1212		3/4"-14		1-1/16"		25	15.4


Lok-on Hose Fittings

Assembly Instructions

1. Trim hose end with a smooth square cut
2. Lubricate either push-on fitting, hose or both
3. Insert push-on fitting into hose until first barb is in the hose
4. Place end of fitting against a flat object (bench, wall, etc.) and grip the hose one inch from the end. Push with a steady force until the end of the hose is covered by the yellow plastic cap

Disassembly Instructions

1. Leaving push-on fitting in place, make a 1" cut in the hose along the barbed end of the fitting. Note: Be careful not to nick barbs when cutting the hose
2. With firm grip on hose, give a sharp downward pull to release the fitting from the hose

CAUTION: Push-on fittings will properly grip push-on hose only when pushed all the way in, with the cut end of the hose completely concealed by the plastic cap. 

270AT Hose Fitting Installation Tool

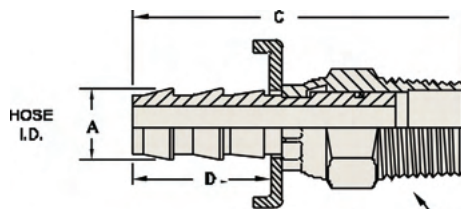
Features

- Cuts push-on style hose and helps insert the fitting in the hose
- Built-in cutter slices through 1/4" - 3/4" I.D. reinforced push-on hose without fraying
- Clamp hose into tool's vice and apply light pressure on handle to drive in the fitting
- Tool has four 7/16" diameter mounting holes for bench mounting
- Overall size is 13-1/2" long x 2-3/8" wide x 7" height



Part

270AT



271-Series



NPTF-Male Swivel Hose Barb National Pipe Tapered-Dryseal

Part #	Hose I.D. A	NPTF Thread B	Length C	Hex	No. of Barbs	Barb Length D	Std. Pkg.	Lbs. per 100 pcs.
2710402C	1/4"	1/8"-27	2.09"	9/16"	2	.81"	100	6.8
2710404C		1/4"-18	2.00"			.75"	50	6.1
2710604C	3/8"	1/4"-18	2.15"	9/16"	2	.90"	50	7.4
2710606C		3/8"-18		11/16"			50	9.1
2710806C	1/2"	3/8"-18	2.25"	11/16"	2	1.00"	25	10.4
2710808C		1/2"-14	2.45"	7/8"			20	14.8
2711212C	3/4"	3/4"-14	2.91"	1-1/16"	3	1.48"	10	24.8

NOTE: Swivel for assembly convenience only, not for live swivel applications, operational performance 80 PSI

272W-Series

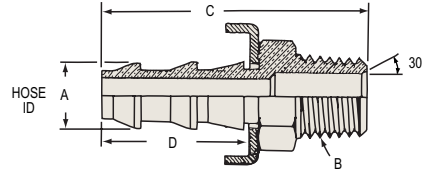


Yellow Lok-On Cap

Part #	Hose I.D.	Std. Pkg.
2720400W	1/4"	25
2720500W	5/16"	100
2720600W	3/8"	25
2720800W	1/2"	25
2721000W	5/8"	25
2721200W	3/4"	25
2721600W	1"	25

NOTE: Sold in full bag quantity only

272SS-Series
303 Stainless Steel

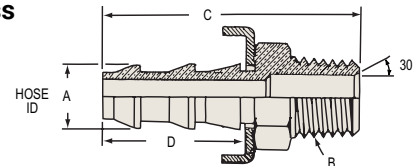


NPT-Male Hose Barb-Solid National Pipe Tapered

Part #	Hose I.D. A	NPT Thread B	Length C	Hex	Number of Barbs	Barb Length D	Optional Pkg.	Lbs. per 100 pcs.
2720402SS	1/4"	1/8"-27	1.42"	7/16"	2	.77"	100	2.7
2720404SS		1/4"-18	1.61"	9/16"			100	4.3
2720604SS	3/8"	1/4"-18	1.76"	11/16"		.92"	50	5.3
2720606SS		3/8"-18		50			6.7	
2720804SS	1/2"	1/4"-18	1.86"	11/16"	2	1.02"	25	8.6
2720806SS		3/8"-18					50	7.1
2720808SS		1/2"-14	2.07"	7/8"		25	11.9	
2721208SS	3/4"	1/2"-14	2.55"	7/8"	3	1.50"	20	20.0
2721212SS		3/4"-14		1-1/16"			20	19.4
2721616SS	1"	1"-11-1/2+	3.11"	1-3/8"	3	1.50"	5	49.4

+ Capped threads

272 and 272-LF-Series
C360 Brass
C27450 Lead-Free Brass



Part #	Lead-Free Part #	Hose I.D. A	NPTF Thread B	Length C	Hex	Number of Barbs	Barb Length D	Std. Pkg.	Lbs. per 100 pcs.
2720402C	2720402CLF	1/4"	1/8"-27	1.42"	7/16"	2	.77"	100 ¹	2.5
2720404C	2720404CLF		1/4"-18	1.61"	9/16"			100 ¹	4.3
2720406C	---		3/8"-18	1.61"	11/16"			50	5.6
2720502C	---	5/16"	1/8"-27	1.42"	7/16"	2	.77"	100	3.1
2720504C	---		1/4"-18	1.61"	9/16"			50	4.5
2720602C	---	3/8"	1/8"-27	1.60"	9/16"	2	.92"	50	5.0
2720604C	2720604CLF		1/4"-18	1.76"				50 ¹	5.3
2720606C	2720606CLF		3/8"-18		11/16"			50 ¹	6.7
2720608C	---		1/2"-14	7/8"	25			11.0	
2720612C	---	3/4"-14	1.97"	1-1/16"	25	15.6			
2720804C	---	1/2"	1/4"-18	1.86"	11/16"	2	1.02"	25	8.6
2720806C	2720806CLF		3/8"-18					50 ¹	7.1
2720808C	2720808CLF		1/2"-14	2.07"	7/8"			25 ¹	11.9
2720812C	---		3/4"-14		1-1/16"			25	16.3
2721006C	---	5/8"	3/8"-18	2.34"	3/4"	3	1.50"	25	12.0
2721008C	---		1/2"-14	2.55"	7/8"			25	14.3
2721012C	---		3/4"-14		1-1/16"			20	19.0
2721208C	---	3/4"	1/2"-14	2.55"	7/8"	3	1.50"	20	20.0
2721212C	---		3/4"-14		1-1/16"			20	19.4
2721612C	---	1"	3/4"-14	2.93"	1-1/4"	3	1.50"	10	43.7
2721616C	---		1"-11-1/2+	3.11"	1-3/8"			5	49.4

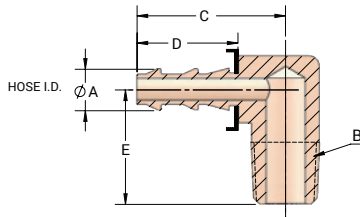
¹ 272-LF are packaged to order

+ Capped threads

NOTE: Add a 'BC' to the part number for the brass cap option. Not available for 5/16" I.D. hose size

NOTE: Lead-Free parts are NSF®/ANSI 61 certified and approved for potable water. Lead-Free Brass <= 0.25% lead, Alloy C27450

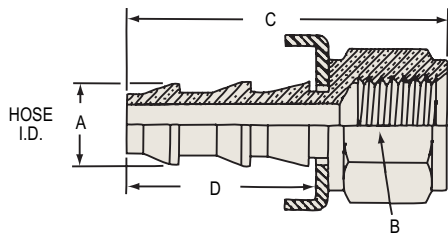
273-Series



NPTF-90° Elbow Male-Forged Hose Barb To Male NPTF National Pipe Tapered-Dryseal

Part #	Hose I.D. A	NPTF Thread B	Length Centerline C	No. of Barbs	Barb Length D	Length Centerline E	Std. Pkg.	Lbs. per 100 pcs.
2730402C	1/4"	1/8"-27	1.11"	2	.82"	.77"	100	3.7
2730404C		1/4"-18	1.23"			.95"	50	6.4
2730602C	3/8"	1/8"-27	1.40"	2	.97"	.77"	50	4.3
2730604C		1/4"-18				.88"	50	7.8
2730606C		3/8"-18				.90"	25	9.5
2730806C	1/2"	3/8"-18	1.52"	2	1.07"	.95"	25	13.2
2730808C		1/2"-14	1.60"			1.17"	25	17.1
2731208C	3/4"	1/2"-14	2.26"	3	1.55"	1.28"	10	25.3
2731212C		3/4"-14				1.36"	10	28.1

274-Series




NPTF-Female Hose Barb National Pipe Tapered-Dryseal

Part #	Hose I.D. A	NPTF Thread B	Length C	Hex	No. of Barbs	Barb Length D	Std. Pkg.	Lbs. per 100 pcs.
2740402C	1/4"	1/8"-27	1.32"	1/2"	2	.82"	100	2.8
2740404C		1/4"-18	1.51"	5/8"			100	4.7
2740406C		3/8"-18		3/4"			50	5.6
2740502C	5/16"	1/8"-27	1.32"	1/2"	2	.82"	100	3.4
2740504C		1/4"-18	1.51"	5/8"			50	4.9
2740602C	3/8"	1/8"-27	1.47"	9/16"	2	.97"	50	5.6
2740604C		1/4"-18	1.66"	5/8"			50	5.5
2740606C		3/8"-18		3/4"			50	6.5
2740608C		1/2"-14	15/16"	50			12.0	
2740612C		3/4"-14	1.97"	1-3/16"			25	20.0
2740804C	1/2"	1/4"-18	1.76"	11/16"	2	1.07"	50	7.8
2740806C		3/8"-18		3/4"			50	7.4
2740808C		1/2"-14	15/16"	25			10.0	
2740812C		3/4"-14	2.07"	1-3/16"			25	20.2
2741006C	5/8"	3/8"-18	2.24"	3/4"	3	1.55"	25	10.0
2741008C		1/2"-14		15/16"			25	11.0
2741012C		3/4"-14	2.55"	1-3/16"			25	23.0
2741208C	3/4"	1/2"-14	2.24"	15/16"	3	1.55"	25	13.7
2741212C		3/4"-14		2.55"			1-3/16"	20
2741612C	1"	3/4"-14	2.55"	1-3/16"	3	1.55"	10	25.5
2741616C		1"-11-1/2		2.68"			1-7/16"	10

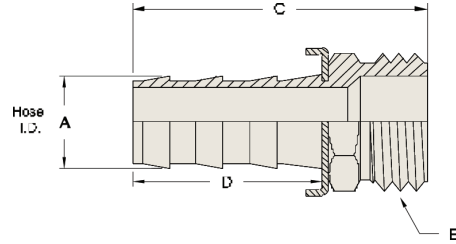

NOTE: Add a 'BC' suffix to the part number for the brass cap option. Not available for 5/16" I.D. hose size

Lok-on Hose Fittings

Features

- Easy assembly, no need for ferrules or clamps
- These fittings must be used with Lok-On (push-on style) hose ONLY 

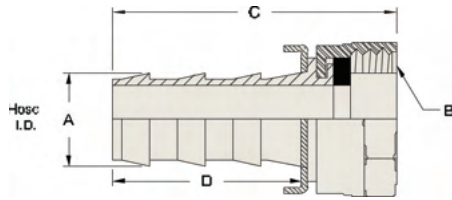

572-Series



Lok-On Male Garden Hose Fittings

Part #	Hose I.D. A	NH Thread B	Length C	Hex	No. of Barbs	Barb Length D	Std. Pkg.	Lbs. per 100 pcs.
5720812C	1/2"	3/4"-11-1/2	1.82"	1-1/16"	2	1.00"	25	12.3
5721012C	5/8"		2.30"		3	1.48"	25	14.5
5721212C	3/4"		20		15.1			

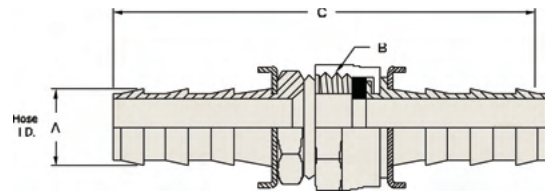
574-Series



Lok-On Female Swivel Garden Hose Fittings

Part #	Hose I.D. A	NH Thread B	Length C	Hex	No. of Barbs	Barb Length D	Std. Pkg.	Lbs. per 100 pcs.
5740812C	1/2"	3/4"-11-1/2	1.79"	1-3/16"	2	1.00"	25	11.5
5741012C	5/8"		2.25"		3	1.48"	25	12.2
5741212C	3/4"		20		13.5			

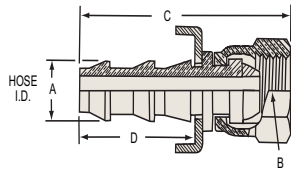
575-Series



Lok-On Garden Hose Fitting Set-Not Assembled

Part #	Hose I.D. A	NH Thread B	Length C	No. of Barbs	Std. Pkg.	Lbs. per 100 pcs.
5750808K	1/2"	3/4"-11-1/2	3.28"	2	25	23.8
5751010K	5/8"		4.23"	3	25	26.7
5751212K	3/4"		20		28.6	

278-Series

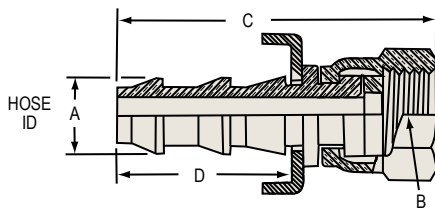


NPSM-Female Swivel Hose Barb National Pipe Straight-Ball Seat Type

Part #	Hose I.D. A	NPSM Thread B	Length C	Hex	No. of Barbs	Barb Length D	Std. Pkg.	Lbs. per 100 pcs.
2780402C	1/4"	1/8"-27	1.41"	1/2"	2	.77"	100	3.1
2780404C		1/4"-18	1.49"	11/16"			50	5.9
2780406C		3/8"-18	1.62"				50	8.5
2780604C	3/8"	1/4"-18	1.64"	11/16"	2	.92"	50	7.2
2780606C		3/8"-18	1.77"	13/16"			50	9.8
2780608C		1/2"-14	1.79"	15/16"			25	10.5
2780808C	1/2"	1/2"-14	1.89"	15/16"	2	1.02"	50	12.2
2780812C		3/4"-14	1.89"	1-3/16"			25	18.0
2781012C	5/8"	3/4"-14	2.36"	1-3/16"	3	1.50"	20	20.4
2781212C	3/4"	3/4"-14	2.36"	1-3/16"	3	1.50"	20	22.2

NOTE: Add a 'BC' suffix to the part number for the brass cap option

280-Series

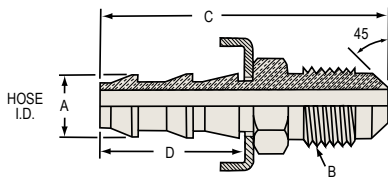


NPSM-Female Swivel Hose Barb National Pipe Straight-Neoprene Gasket Seat Type

Part #	Hose I.D. A	NPSM Thread B	Length C	Hex	No. of Barbs	Barb Length D	Std. Pkg.	Lbs. per 100 pcs.
2800402C	1/4"	1/8"-27	1.39"	1/2"	2	.77"	100	2.9
2800404C		1/4"-18	1.47"	11/16"			100	5.4
2800604C	3/8"	1/4"-18	1.63"	11/16"	2	.92"	50	7.2
2800606C		3/8"-18	1.75"	13/16"			50	8.6
2800608C		1/2"-14	1.80"	15/16"			50	9.7
2800808C	1/2"	1/2"-14	1.88"	15/16"	2	1.02"	25	10.8
2801008C	5/8"	1/2"-14	2.38"	15/16"	3	1.50"	25	14.0
2801212C	3/4"	3/4"-14	2.38"	1-3/16"	3	1.50"	20	18.4

NOTE: Add a 'BC' suffix to the part number for the brass cap option

282-Series



Male Hose Barb 45° SAE

Part Number	Hose I.D. A	Tube O.D.	UNF Thread B	Length C	Hex	Number of Barbs	Barb Length D	Std. Pkg.	Lbs. per 100 pcs.
2820407C	1/4"	1/4"	7/16"-20	1.50"	7/16"	2	.77"	100	3.0
2820408C		5/16"	1/2"-20	1.61"	1/2"			100	4.0
2820610C	3/8"	3/8"	5/8"-18 ¹	1.83"	5/8"	2	.92"	50	7.4
2820812C	1/2"	1/2"	3/4"-16	2.12"	3/4"	2	1.02"	50	11.5
2821014C	5/8"	5/8"	7/8"-14	2.73"	7/8"	3	1.50"	25	19.4
2821217C	3/4"	3/4"	1-1/16"-14 ¹	2.98"	1-1/16"	3	1.50"	25	32.0

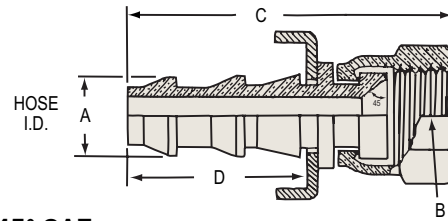
¹ Notch in hex for SAE identification

NOTE: Add a 'BC' suffix to the part number for the brass cap option

284-Series

Feature

- Notch in nut for SAE identification

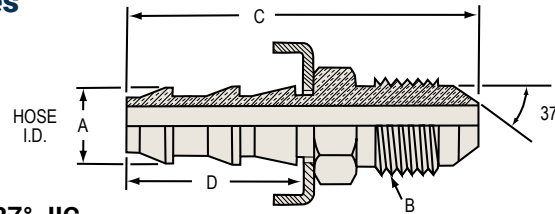



Female Swivel Hose Barb 45° SAE

Part Number	Hose I.D. A	Tube O.D.	UNF Thread B	Length C	Hex	Number of Barbs	Barb Length D	Std. Pkg.	Lbs. per 100 pcs.
2840410C	1/4"	3/8"	5/8"-18	1.50"	3/4"	2	.77"	50	6.6
2840510C	5/16"			1.58"				50	7.2
2840610C	3/8"			1.75"				50	7.1
2841217C	3/4"	3/4"	1-1/16"-14	2.67"	1-1/4"	3	1.50"	25	26.7

NOTE: Add a 'BC' suffix to the part number for the brass cap option. Not available for 5/16" I.D. hose size

286-Series



Male Hose Barb 37° JIC

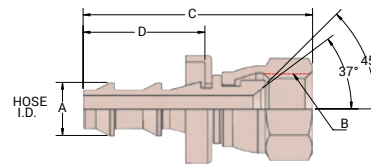
Part Number	Hose I.D. A	Tube O.D.	UNF Thread B	Length C	Hex	Number of Barbs	Barb Length D	Std. Pkg.	Lbs. per 100 pcs.
2860407C	1/4"	1/4"	7/16"-20	1.59"	1/2"	2	.77"	100	3.4
2860408C		5/16"	1/2"-20		5/8"			50	4.6
2860409C		3/8"	9/16"-18		5/8"			100	5.1
2860609C	3/8"	3/8"	9/16"-18	1.78"	5/8"	2	.92"	50	5.9
2860812C	1/2"	1/2"	3/4"-16	1.98"	7/8"	2	1.02"	25	11.8
2861014C	5/8"	5/8"	7/8"-14	2.62"	15/16"	3	1.50"	25	18.5
2861217C	3/4"	3/4"	1-1/16"-12 ¹	2.79"	1-1/8"	3	1.50"	10	29.0

¹ UN Thread

NOTE: Add a 'BC' suffix to the part number for the brass cap option

287 and 287-LF-Series

C360 Brass
C27450 Lead-Free Brass



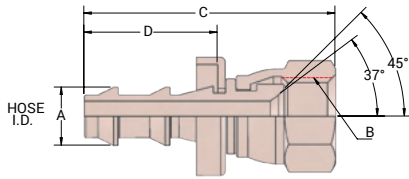
Female Swivel Hose Barb 45° SAE/37° JIC (Dual Angle Seat)

Part #	Lead-Free Part #	Hose I.D. A	Tube O.D.	UNF Thread B	Length C	Hex	No. of Barbs	Barb Length D	Std. Pkg.	Lbs. per 100 pcs.
2870407C	2870407CLF	1/4"	1/4"	7/16"-20	1.47"	9/16"	2	.77"	100	3.8
2870408C	---		5/16"	1/2"-20	1.58"	5/8"			100	5.4
2870608C	---	3/8"	5/16"	1/2"-20	1.73"	5/8"	2	.92"	25	7.2
2870612C	---		1/2"	3/4"-16	1.82"	7/8"			25	9.0
2870812C	---	1/2"	1/2"	3/4"-16	1.93"	7/8"	2	1.02"	25	10.7
2870814C	---		5/8"	7/8"-14	1.98"	1"			25	13.5
2871014C	---	5/8"	5/8"	7/8"-14	2.47"	1"	3	1.50"	25	17.1
2871214C	---	3/4"	5/8"	7/8"-14	2.45"	1"	3	1.50"	25	24.1

NOTE: Add a 'BC' suffix to the part number for the brass cap option

NOTE: Lead-Free parts are NSF®/ANSI 61 certified and approved for potable water. Lead-Free Brass <= 0.25% lead, Alloy C27450

287-Series


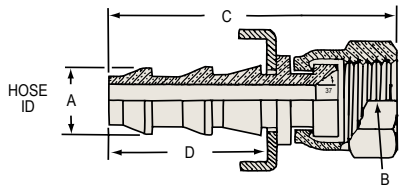


Female Swivel Hose Barb 45° SAE/37° JIC (Dual Angle Seat)

303 Stainless Steel Part #	Hose I.D. A	Tube O.D.	UNF Thread B	Length C	Hex	No. of Barbs	Barb Length D	Optional Pkg.	Lbs. per 100 pcs.
2870407SS	1/4"	1/4"	7/16"-20	1.47"	9/16"	2	.77"	100	3.8
2870812SS	1/2"	1/2"	3/4"-16	1.93"	7/8"	2	1.02"	25	10.7

NOTE: Add a 'BC' suffix to the part number for the brass cap option

288-Series



Female Swivel Hose Barb 37°

Part #	303 Stainless Steel Part #	Hose I.D. A	Tube O.D.	UNF Thread B	Length C	Hex	No. of Barbs	Barb Length D	Std. Pkg.	Lbs. per 100 pcs.
2880409C	---	1/4"	3/8"	9/16"-18	1.60"	11/16"	2	.77"	50	5.3
2880509C	---	5/16"						.82"	50	5.8
2880609C	2880609SS	3/8"						.92"	50 ¹	6.5
2880809C	---	1/2"						1.02"	25	10.3
2881217C	2881217SS	3/4"	3/4"	1-1/16"-12 ²	2.67"	1-1/4"	3	1.50"	10 ¹	26.5
2881621C ³	2881621SS	1"	1"	1-5/16"-12 ²	2.67"	1-7/16"	3	1.50"	10 ¹	34.1

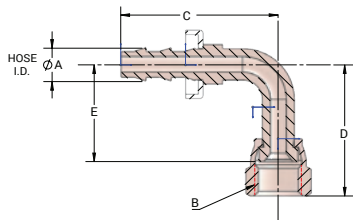
¹ 288-SS are packaged to order

² UN Thread

³ 2881621C is dual angle (does not apply to stainless part, only brass)

NOTE: Add a 'BC' suffix to the part number for the brass cap option. Not available for 5/16" I.D. hose size

289-Series



Female Swivel 90° Elbow 37° JIC/45° SAE-Plated Steel

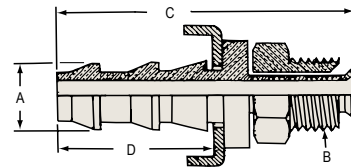
Plated Steel Part #	Hose I.D. A	Tube O.D.	UNF Thread B	Length Centerline C	Length Centerline D	Length Centerline E	No. of Barbs	Std. Pkg.	Lbs. per 100 pcs.
2890407C +	1/4"	1/4"	7/16"-20	1.56"	1.20"	.85"	2	25	5.6
2890407CSAE ¹				1.58"		.87"		25	6.4
2890609C +	3/8"	3/8"	9/16"-18	1.86"	1.34"	.96"	2	25	10.0
2890610CSAE ¹			5/8"-18			1.39"		.94"	25
2890812C +	1/2"	1/2"	3/4"-16	2.19"	1.62"	1.20"	2	10	18.1
2891217C +	3/4"	3/4"	1-1/16"-12 ²	3.24"	2.50"	1.94"	3	5	40.0

¹ Notch in nut for SAE identification

² UN Thread

+ JIC only, may substitute dual angle

290-Series



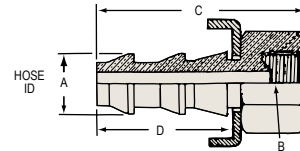
SAE Inverted Flare Male Swivel Hose Barb

Part Number	Hose I.D. A	Tube O.D.	UNF Thread B	Length C	Hex	Number of Barbs	Barb Length D	Std. Pkg.	Lbs. per 100 pcs.
2900406C	1/4"	3/16"	3/8"-24	1.52"	7/16"	2	.77"	100	3.2
2900407C		1/4"	7/16"-24 ¹					100	3.1
2900408C		5/16"	1/2"-20	1.58"	1/2"			100	3.8
2900508C	5/16"	5/16"	1/2"-20	1.58"	1/2"	2	.77"	50	4.1
2900510C		3/8"	5/8"-18	1.63"	5/8"			50	6.1
2900608C	3/8"	5/16"	1/2"-20	1.73"	1/2"	2	.92"	100	5.8
2900610C		3/8"	5/8"-18	1.78"	5/8"			50	7.0
2900812C	1/2"	1/2"	3/4"-18 ¹	1.96"	3/4"	2	1.02"	50	10.5
2901014C	5/8"	5/8"	7/8"-18 ¹	2.50"	7/8"	3	1.50"	25	14.9

¹ UNS Thread

NOTE: Add a 'BC' suffix to the part number for the brass cap option. Not available for 5/16" I.D. hose size

292-Series



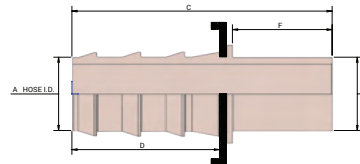

SAE Inverted Flare Rigid Female Hose Barb

Part Number	Hose I.D. A	Tube O.D.	UNF Thread B	Length C	Hex	Number of Barbs	Barb Length D	Std. Pkg.	Lbs. per 100 pcs.
2920406C	1/4"	3/16"	3/8"-24	1.17"	7/16"	2	.77"	100	2.3
2920407C		1/4"	7/16"-24 ¹					1/2"	100
2920408C		5/16"	1/2"-20	1.19"	9/16"			100	2.7
2920508C	5/16"	5/16"	1/2"-20	1.19"	9/16"	2	.77"	100	3.9
2920608C		5/16"	1/2"-20	1.34"	9/16"			100	4.4
2920610C	3/8"	3/8"	5/8"-18	1.39"	3/4"	2	.92"	50	5.4
2920812C		1/2"	1/2"	3/4"-18 ¹	1.54"			7/8"	25

¹ UNS Thread

NOTE: Add a 'BC' suffix to the part number for the brass cap option

294-Series



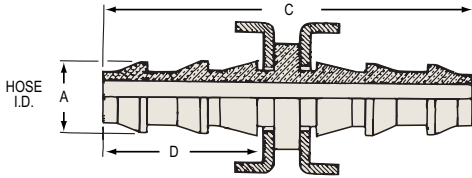
Rigid Tube Shank Hose Barb

Part #	303 Stainless Steel Part #	Hose I.D. A	Tube O.D. B	Length C	Tube Length F	No. of Barbs	Barb Length D	Std. Pkg.	Lbs. per 100 pcs.
2940403C	---	1/4"	3/16"	1.65"	1.00"	2	.77"	100	1.9
2940404C	2940404SS		1/4"	1.88"				100 ¹	1.8
2940405C	---		5/16"	100				2.6	
2940606C	2940606SS	3/8"	3/8"	2.03"	1.00"	2	.92"	50 ¹	3.5
2940808C	2940808SS	1/2"	1/2"	2.13"	1.00"	2	1.02"	50 ¹	5.9
2941010C	---	5/8"	5/8"	2.61"	1.00"	3	1.50"	25	9.7
2941212C	2941212SS	3/4"	3/4"	2.61"	1.00"	3	1.50"	25 ¹	25.3

¹ 294-SS packaged to order

NOTE: Add a 'BC' suffix to the part number for the brass cap option

296-Series



Hose Splicer

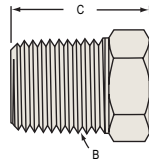
Part #	303 Stainless Steel Part #	Hose I.D. A	Length C	No. of Barbs	Barb Length D	Barb Std. Pkg.	Lbs. per 100 pcs.
2960404C	2960404SS	1/4"	1.73"	2	.77"	100 ¹	2.5
2960505C	---	5/16"				100	3.4
2960606C	2960606SS	3/8"	2.05"		.92"	50 ¹	5.1
2960808C	2960808SS	1/2"	2.25"		1.02"	50 ¹	7.5
2961010C	---	5/8"	3.21"	3	1.50"	20	12.4
2961212C	---	3/4"				15	15.4
2961616C	---	1"				10	28.7

¹ 296-SS are packaged to order

NOTE: Add a 'BC' suffix to the part number for the brass cap option. Not available for 5/16" I.D. hose size

Brass Pipe Fittings

163-Series



Hex Head Plug NPT-Part is Hollow

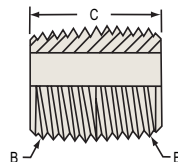
Part #	Lead-Free Part #	NPT Thread B	Overall Length C	Hex	Std. Pkg.	Lbs. per 100 pcs.
1630200C	1630200CLF ¹	1/8"-27	.56"	7/16"	50	1.7
1630400C	1630400CLF ¹	1/4"-18	.63"	9/16"	100	3.4
1630600C	---	3/8"-18	.79"	11/16"	25	5.1
1630800C	---	1/2"-14	.97"	7/8"	25	8.0
1631200C	---	3/4"-14	.97"	1-1/16"	25	15.0
1631600C	---	1"-11-1/2+	1.35"	1-3/8"	10	28.0

+ Capped threads

¹ Part is solid

NOTE: Lead-Free Brass <= 0.25% lead; Alloy C27450, conforms to Safe Water Drinking Act (SWDA) of Jan 2, 2014; California AB1953; RoHS compliant

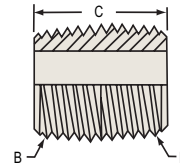

165-Series



Close Pipe Nipple NPT

Part #	NPT Thread B	Length C	Flow Diameter	Std. Pkg.	Lbs. per 100 pcs.
1650202C	1/8"-27	.75"	.28"	50	1.2
1650404C	1/4"-18	.88"	.37"	50	2.1
1650606C	3/8"-18	1.00"	.50"	100	3.4
1650808C	1/2"-14	1.12"	.63"	25	5.5
1651212C	3/4"-14	1.31"	.75"	25	12.0
1651616C	1"-11-1/2	1.75"	.94"	25	27.2

165-Series

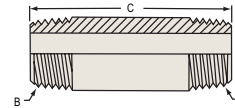


165-Series Close Pipe Nipple-NPT

Part #	NPT Thread B	Length C
1650202CLF	1/8"-27	.75"
1650404CLF	1/4"-18	.89"
1650606CLF	3/8"-18	1.00"
1650808CLF	1/2"-14	1.12"
1651212CLF	3/4"-14	1.39"

NOTE: Lead-Free Brass <= 0.25% lead, Alloy C27450 or Alloy C46400. Conforms to safe water drinking act (SWDA) of Jan 2, 2014; California AB1953; RoHS compliant

166-Series



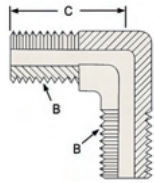
Long Pipe Nipple NPT

Part #	Lead-Free Part #	NPT Thread B	Length C	Flow Diameter	Std. Pkg.	Lbs. per 100 pcs.	
1660215C	---	1/8-27"	1.50"	.256"	25	2.6	
1660220C	---		2.00"		.250"	25	3.8
1660225C	---		2.50"			25	4.9
1660230C	---		3.00"	.256"	25	6.8	
1660235C	---		3.50"		10	6.9	
1660240C	---		4.00"		10	7.7	
1660415C	1660415CLF	1/4-18"	1.50"		.375"	25	4.4
1660420C	---		2.00"	25		5.9	
1660425C	---		2.50"	25		8.4	
1660430C	1660430CLF		3.00"	25		10.1	
1660435C	---		3.50"	10		11.9	
1660440C	1660440CLF		4.00"	10		13.7	
1660450C	---	5.00"	5	17.6			
1660615C	---	3/8-18"	1.50"	.500"	25	6.4	
1660620C	---		2.00"		25	8.7	
1660625C	---		2.50"		10	11.7	
1660630C	---		3.00"		10	14.0	
1660635C	---		3.50"		10	16.6	
1660640C	---		4.00"		5	19.2	
1660815C	---	1/2"-14	1.50"	.625"	10	9.4	
1660820C	---		2.00"		10	12.7	
1660825C	---		2.50"		10	16.3	
1660830C	---		3.00"		10	20.2	
1660835C	---		3.50"		10	23.8	
1660840C	---		4.00"		5	27.6	
1661220C	---	3/4"-14	2.00"	.840"	5	17.9	
1661225C	---		2.50"		5	23.1	
1661230C	---		3.00"		5	28.0	
1661235C	---		3.50"		5	32.9"	

NOTE: The last two digits of the part number represent the overall length

NOTE: Lead-Free Brass <= 0.25% lead; Alloy C27450 or Alloy C46400, conforms to Safe Water Drinking Act (SWDA) of Jan 2, 2014; California AB1953; RoHS compliant

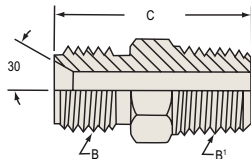
169-Series



90° Male Pipe Elbow-Forged NPTF-Dryseal

Part #	NPTF Thread B	Length Centerline C	Std. Pkg.	Lbs. per 100 pcs.
1690202C	1/8"-27	.79"	25	3.7
1690404C	1/4"-18	.95"	25	6.6
1690606C	3/8"-18	1.00"	25	8.7
1690808C	1/2"-14	1.22"	25	16.5

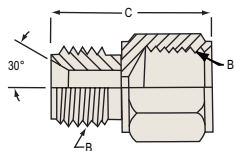
172-Series



Male Union NPSM to NPTF

Part #	NPSM Thread B	NPTF Thread B'	Length C	Hex	Std. Pkg.	Lbs. per 100 pcs.
1720202C	1/8"	1/8"-27	.94"	7/16"	100	2.5
1720402C	1/4"	1/8"-27	1.06"	9/16"	100	3.9
1720404C		1/4"-18	1.25"		100	5.1
1720604C	3/8"	1/4"-18	1.28"	11/16"	100	6.5
1720606C		3/8"-18	1.31"		50	8.1
1720608C		1/2"-14	1.47"	7/8"	50	13.0
1720806C	1/2"	3/8"-18	1.35"	7/8"	50	10.5
1720808C		1/2"-14	1.53"		50	13.1
1721212C	3/4"	3/4"-14	1.53"	1-1/16"	25	18.8

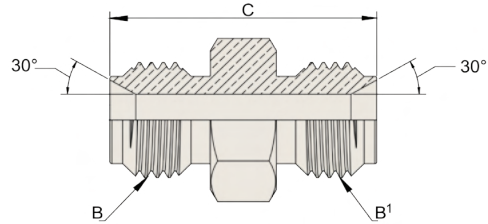
174-Series



Adapter NPSM to NPTF (Male to Female)

Part #	NPSM Thread B	NPTF Thread B'	Length C	Hex	Std. Pkg.	Lbs. per 100 pcs.
1740404C	1/4"	1/4"	1.12"	5/8"	100	5.6
1740606C	3/8"	3/8"	1.15"	3/4"	50	6.9
1740808C	1/2"	1/2"	1.22"	15/16"	50	10.6

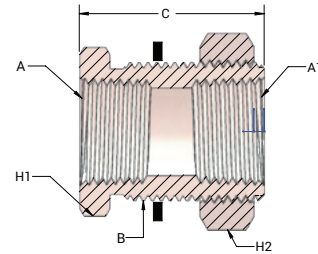
176-Series



Male Union NPSM to NPSM

Part #	NPSM Thread B	NPSM Thread B1	Length C	Hex	Std. Pkg.	Lbs. per 100 pcs.
1760202C	1/8"	1/8"	.79"	7/16"	100	2.0
1760404C	1/4"	1/4"	1.09"	9/16"	100	4.2
1760606C	3/8"	3/8"	1.19"	11/16"	100	7.2
1760808C	1/2"	1/2"	1.31"	7/8"	50	10.4

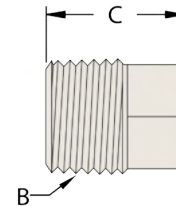

207BH-Series



Bulkhead Anchor Coupling with 12L14 Steel Washer Nut

Part #	NPTF Pipe Thread A	NPTF Pipe Thread A1	UNS Straight Thread B	Hex H1	Hex H2	Length C	Std. Pkg.	Lbs. per 100 pcs.
207BH2	1/8"-27	1/8"-27	5/8"-18	7/8"	15/16"	1.50"	25	16.3
207BH4	1/4"-18	1/4"-18	3/4"-16	1"	1-1/8"	1.50"	20	21.8
207BH4S					1"	.94"	25	15.0
207BH6	3/8"-18	3/8"-18	1"-14	1-1/8"	1-1/4"	1.31"	10	27.5
207BH8-6	1/2"-14	3/8"-18	1-1/8"-14	1-1/4"	1-3/8"	1.50"	10	38.5
207BH8		1/2"-14			1-3/8"		10	33.1
207BH12	3/4"-14	3/4"-14	1-5/16"-12	1-1/2"	1-1/2"	1.50"	10	41.0

211-Series

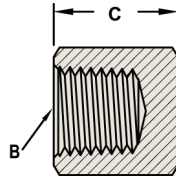


Square Head Plug-Solid PTF-SAE Short-Lead-Free C270/ANSI 372 Ref SAE J531

Part #	PTF-SAE Thread B	Length C	Square	Std. Pkg.	Lbs. per 100 pcs.
2110200C	1/8"-27	.55"	9/32"	50	1.9
2110400C	1/4"-18	.76"	3/8"	100	3.2
2110600C	3/8"-18	.78"	7/16"	25	6.5
2110800C	1/2"-14	1.01"	9/16"	25	13.0
2111200C	3/4"-14	1.13"	5/8"	25	19.4

NOTE: Brass plugs are solid
Parts are SWDA, California AB 1953 and RoHS compliant

213-Series

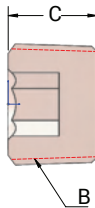


Pipe Cap NPTF-Lead-Free C27450 NSF/ANSI 372

Part #	NPTF Thread B	Length C	Hex	Std. Pkg.	Lbs. per 100 pcs.
2130200CLF	1/8"-27	.55"	9/16"	50	3.1
2130400CLF	1/4"-18	.64"	5/8"	100	3.5
2130600CLF	3/8"-18	.75"	13/16"	25	7.1
2130800CLF	1/2"-14	.88"	1"	25	13.0
2131200CLF	3/4"-14	.99"	1-3/16"	25	17.2

NOTE: Parts are SWDA, California AB 1953 and RoHS compliant

219-Series

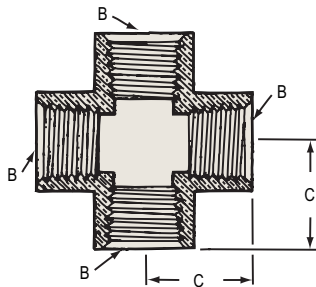


Hex Socket Plug NPTF-Lead-Free C270 NSF/ANSI 372 Ref SAE J531

Part #	NPTF Thread B	Length C	Hex	Std. Pkg.	Lbs. per 100 pcs.
2190200C	1/8"-27	.30"	3/16"	50	1.1
2190400C	1/4"-18	.46"	1/4"	100	2.2
2190600C	3/8"-18	.46"	5/16"	25	3.8
2190800C	1/2"-14	.62"	3/8"	25	6.5
2191200C	3/4"-14	.63"	9/16"	25	10.8

NOTE: Parts are SWDA, California AB 1953 and RoHS compliant

228-Series



Female Pipe Cross-Extruded NPTF-Dryseal

Part #	NPTF Thread B	C	Std. Pkg.	Lbs. per 100 pcs.
2280202C	1/8"-27	.50"	25	8.1
2280404C	1/4"-18	.74"	25	18.6
2280606C	3/8"-18	.84"	25	26.7
2280808C	1/2"-14	1.09"	10	54.2
2281212C	3/4"-14	1.16"	10	72.1

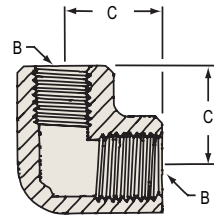
302-Series



3020606C



3020808C



90° Female Pipe Elbow-Extruded NPTF-Dryseal Ref. SAE 130238

Part #	NPTF Thread B	C	Std. Pkg.	Lbs. per 100 pcs.
3020202C	1/8"-27	.55"	25	6.4
3020404C	1/4"-18	.78"	25	13.1
3020606C	3/8"-18	.84"	25	16.2
3020808C	1/2"-14	1.09"	25	38.6
3021212C	3/4"-14	1.16"	10	58.1

NOTE: Product shape may vary


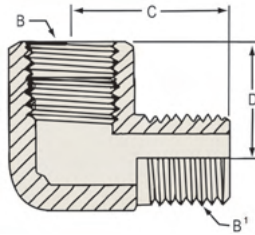


Lead-Free 90° Female Pipe Elbow-NPT

Part #	NPT Thread
3020606CLF	3/8"
3020808CLF	1/2"

NOTE: Parts are SWDA, California AB 1953 and RoHS compliant. Alloy C46400

304-Series



Full Pattern 90° Street Elbow-Extruded NPTF-Dryseal Ref. SAE 130239

Part #	NPTF Thread B	NPTF Thread B1	C	D	Std. Pkg.	Lbs. per 100 pcs.
3040202C	1/8"-27	1/8"-27	.66"	.47"	25	5.2
3040402C	1/4"-18	1/8"-27	.78"	.73"	25	11.3
3040404C		1/4"-18	.91"	.72"	25	11.4
3040604C	3/8"-18	1/4"-18	.99"	.80"	25	14.4
3040606C		3/8"-18	.97"	.78"	25	15.6
3040806C	1/2"-14	3/8"-18	1.08"	1.11"	25	32.3
3040808C		1/2"-14	1.25"	1.03"	25	28.8
3041208C	3/4"-14	1/2"-14	1.33"	1.06"	25	50.3
3041212C		3/4"-14	1.38"	1.09"	10	51.9

NOTE: Product shape may vary

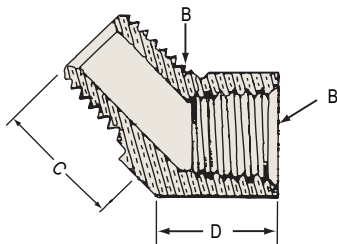


Lead-Free 90° Street Elbow-NPT

Part #	Male NPT Thread	Female NPT Thread
3040202CLF	1/8"	1/8"
3040404CLF	1/4"	1/4"
3040606CLF	3/8"	3/8"
3040808CLF	1/2"	1/2"

NOTE: Parts are SWDA, California AB 1953 and RoHS compliant. Alloy C46400

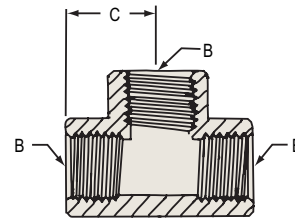
306-Series



45° Street Elbow-Extruded NPTF-Dryseal Ref. SAE 130339

Part #	NPTF Thread B	C	D	Std. Pkg.	Lbs. per 100 pcs.
3060202C	1/8"-27	.50"	.38"	25	4.4
3060404C	1/4"-18	.72"	.56"	25	8.6
3060606C	3/8"-18	.79"	.57"	25	11.1
3060808C	1/2"-14	1.00"	.75"	25	24.0
3061212C	3/4"-14	1.03"		10	34.1

322-Series



Female Pipe Tee-Extruded NPTF-Dryseal Ref. SAE 130438

Part #	NPTF Thread B	C	Std. Pkg.	Lbs. per 100 pcs.
3220202C	1/8"-27	.55"	25	7.9
3220404C	1/4"-18	.78"	25	16.4
3220606C	3/8"-18	.84"	25	20.0
3220808C	1/2"-14	1.09"	25	45.0
3221212C	3/4"-14	1.16"	10	66.5

NOTE: Product shape may vary

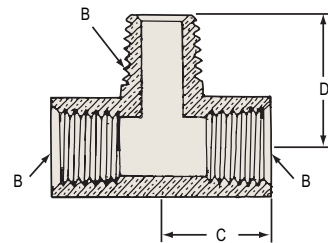


Lead-Free Female Pipe Tee-NPT

Part #	NPT Thread
3220202CLF	1/8"
3220404CLF	1/4"
3220606CLF	3/8"

NOTE: Parts are SWDA, California AB 1953 and RoHS compliant. Alloy C46400

324-Series

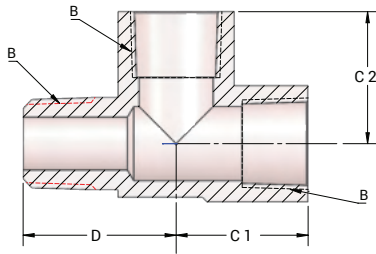


Male Branch Tee-Extruded NPTF-Dryseal Ref. SAE 130425

Part #	NPTF Thread B	C	D	Std. Pkg.	Lbs. per 100 pcs.
3240202C	1/8"-27	.55"	.64"	25	6.4
3240404C	1/4"-18	.78"	.91"	25	15.2
3240606C	3/8"-18	.84"	.98"	25	22.3
3240808C	1/2"-14	1.09"	1.25"	25	42.4
3241212C	3/4"-14	1.10"	1.33"	10	58.0

NOTE: Product shape may vary

326-Series



Street Tee-Extruded NPTF-Dryseal Ref. SAE 130424

Part #	NPTF Thread B	C1	C2	D	Std. Pkg.	Lbs. per 100 pcs.
3260202C	1/8"-27	.51"	.53"	.70"	25	6.3
3260404C	1/4"-18	.78"	.78"	.90"	25	15.8
3260606C	3/8"-18	.87"	.86"	.98"	25	21.6
3260808C	1/2"-14	1.09"	1.10"	1.27"	25	44.3
3261212C	3/4"-14	1.16"	1.12"	1.38"	10	59.1

NOTE: Product shape may vary


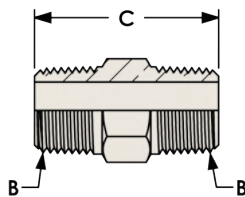


326-Series Street Tee-NPT

Part #	NPT Thread
3260404CLF	1/4"

NOTE: Parts are SWDA, California AB 1953 and RoHS compliant. Alloy C46400

370-Series

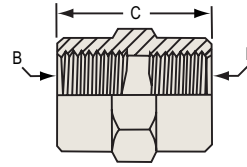


Male Hex Nipple NPTF-Dryseal Ref. SAE 130137

Part #	Lead-Free Part #	NPTF Thread B	Length C	Hex	Std. Pkg.	Lbs. per 100 pcs.
3700202C	3700202CLF	1/8"-27	.97"	7/16"	100	2.5
3700404C	3700404CLF	1/4"-18	1.38"	9/16"	100	5.4
3700606C	3700606CLF	3/8"-18	1.41"	11/16"	50	7.7
3700808C	3700808CLF	1/2"-14	1.81"	7/8"	25	14.4
3701212C	---	3/4"-14	1.75"	1-1/16"	20	21.4
3701616C	---	1"-11-1/2+	2.25"	1-3/8"	10	40.0

NOTE: Lead-Free parts are NSF®/ANSI 61 certified and approved for potable water. Lead-Free Brass <= 0.25% lead, Alloy C27450 + Capped threads

371-Series

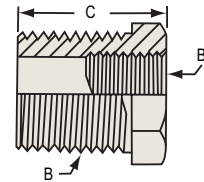



Female Hex Coupling NPTF-Dryseal Ref. SAE 130138

Part #	Lead-Free Part #	NPTF Thread B	Length C	Hex	Std. Pkg.	Lbs. per 100 pcs.
3710202C	3710202CLF	1/8"-27	.75"	9/16"	25	3.3
3710404C	3710404CLF	1/4"-18	1.12"	3/4"	25	8.8
3710606C	3710606CLF	3/8"-18	1.12"	7/8"	25	10.4
3710808C	3710808CLF	1/2"-14	1.50"	1-1/16"	25	19.9
3711212C	---	3/4"-14	1.57"	1-3/8"	10	37.2

NOTE: Lead-Free parts are NSF®/ANSI 61 certified and approved for potable water. Lead-Free Brass <= 0.25%

373-Series



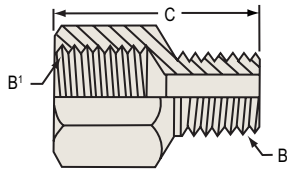
Reducer Bushing NPTF-Dryseal (Male to Female) Ref. SAE 130140

Part #	Lead-Free Part #	NPTF Thread B External	NPTF Thread B1 Internal	Length C	Hex	Std. Pkg.	Lbs. per 100 pcs.
3730402C	3730402CLF	1/4"-18	1/8"-27	.75"	9/16"	100	2.6
3730602C	---	3/8"-18	1/8"-27	.75"	11/16"	100	5.3
3730604C	3730604CLF		1/4"-18		3/4"	100	4.0
3730802C	---	1/2"-14	1/8"-27	1.00"	7/8"	25	12.9
3730804C	3730804CLF		1/4"-18			50	10.4
3730806C	3730806CLF		3/8"-18			50	7.3
3731202C ¹	---	3/4"-14	1/8"-27	.94"	1-1/16"	25	21.6
3731204C	---		1/4"-18			25	20.5
3731206C	---		3/8"-18	1.00"	1-1/8"	25	17.2
3731208C	3731208CLF		1/2"-14			25	12.5
3731604C ¹	---	1"-11-1/2+	1/4"-18	1.31"	1-7/16"	10	35.4
3731606C ¹	---		3/8"-18			10	34.7
3731608C	---		1/2"-14			10	33.4
3731612C	---		3/4"-14			10	27.0

¹ SAE does not provide a standard for these sizes
 + Capped threads

NOTE: Lead-Free parts are NSF®/ANSI 61 certified and approved for potable water. Lead-Free Brass <= 0.25%

375-Series

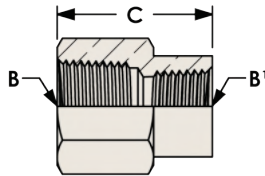


Adapter NPTF-Dryseal (Female to Male) Ref. SAE 130139

Part #	Lead-Free Part #	NPTF Thread B1 Internal	NPTF Thread B External	Length C	Hex	Std. Pkg.	Lbs. per 100 pcs.
3750202C	---	1/8"-27	1/8"-27	.89"	9/16"	100	3.6
3750402C	3750402CLF	1/4"-18	1/8"-27	1.06"	3/4"	50	7.3
3750404C	3750404CLF		1/4"-18	1.25"		50	8.8
3750602C	---	3/8"-18	1/8"-27	1.07"	7/8"	50	7.4
3750604C	3750604CLF		1/4"-18	1.25"		50	10.2
3750606C	---		3/8"-18			50	10.6
3750804C	---	1/2"-14	1/4"-18	1.47"	1-1/16"	25	9.8
3750806C	---		3/8"-18			25	18.3
3750808C	3750808CLF		1/2"-14	1.66"		25	20.6
3751206C	---	3/4"-14	3/8"-18	1.50"	1-3/8"	10	18.0
3751208C	---		1/2"-14	1.69"		10	33.2
3751212C	3751212CLF		3/4"-14	10		34.3	

NOTE: Lead-Free parts are NSF®/ANSI 61 certified and approved for potable water. Lead-Free Brass <= 0.25%

377-Series

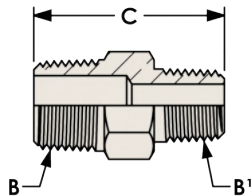


Reducer Coupler NPTF-Dryseal (Double Female) Ref. SAE 130138

Part #	Lead-Free Part #	NPTF Thread B	NPTF Thread B1	Length C	Hex	Std. Pkg.	Lbs. per 100 pcs.
3770402C	---	1/4"-18	1/8"-27	.97"	3/4"	50	7.5
3770602C	---	3/8"-18	1/8"-27	1.00"	7/8"	50	5.7
3770604C	---		1/4"-18	1.16"		50	11.6
3770804C	---	1/2"-14	1/4"-18	1.28"	1-1/16"	25	13.3
3770806C	3770806CLF		3/8"-18	1.38"		10	20.1
3771206C	---	3/4"-14	3/8"-18	1.38"	1-3/8"	10	18.4
3771208C	3771208CLF		1/2"-14	1.50"		10	23.1

NOTE: Lead-Free parts are NSF®/ANSI 61 certified and approved for potable water. Lead-Free Brass <= 0.25% lead, Alloy C27450

379-Series



Male Reducing Hex Nipple NPTF-Dryseal Ref. SAE 130137

Part #	NPTF Thread B	NPTF Thread B1	Length C	Hex	Std. Pkg.	Lbs. per 100 pcs.
3790402C	1/4"-18	1/8"-27	1.19"	9/16"	100	4.5
3790602C	3/8"-18	1/8"-27	1.22"	11/16"	50	6.3
3790604C		1/4"-18	1.41"		50	7.4
3790804C	1/2"-14	1/4"-18	1.62"	7/8"	50	10.5
3790806C		3/8"-18			50	12.3
3791208C	3/4"-14	1/2"-14	1.81"	1-1/16"	25	18.9

500-Series



500BFP



500AN4

Materials

- Nitrile rubber gasket
- Stainless steel components
- Corrosion resistant
- Manual drain feature

Specifications

- Maximum working pressure **125 PSI**
- Working temperature **33°F (0.5°C) to 180°F (82°C)**

Accessories-Extruded (Female GH x Male GH)

Part #	Description
500BFP	back flow preventer

Nozzles-Extruded

Part #	Description
500AN4	4" adjustable nozzle, 150 max PSI
500AN7	6-3/4" adjustable nozzle, 150 max PSI



500GHV

500YCF

500YCZ

500GH4VBK

500GHY

500QCK

500QCKSS

Accessories-Forged

Part #	Description
500GHV	Forged brass ball valve, 3/4 NH male x female; 140°F (60°C) - 100 PSI (OAL 1.80")
500GHY	Double Y valve, swivel inlet - with Higbie cut threads (capped) to prevent cross threading; 140°F (60°C) - 100 PSI
500YCF	Y coupler, double male GH x female GH, nickel plated brass with TBR washer 140 (60°C) - 100 PSI
500YCZ	Y coupler, double male GH x female GH, zinc with TBR washer 100°F (37°C) - 100 PSI
500GH4VBK	GH 4-valve manifold, swivel inlet, black knob, forge brass body, TPR handle, POM internal valve and NBR seals; 120°F (49°C) - 100 PSI

Couplers

Part #	303 Stainless Steel Part #	Description
500QCF	---	Female coupler, OAL 1.14, 304SS springs and balls, NBR washer; 140°F (60°C) - 150 PSI
---	500QCFSS	Female coupler, OAL 1.14, 302SS springs and balls, nitrile washer; 140°F (60°C) - 150 PSI
500QCSG	---	NBR replacement GH coupler seal gasket for 500QCF
500QCFV	---	Valved coupler, water shutoff; 140°F (60°C) - 150 PSI
500QCFVSG	---	Replacement GH coupler seal gasket for the 500QCFV, rubber
500QCFVOR	---	Replacement O-ring for the 500QCFV, NBR material
500QCM	500QCMSS	Male plug, extended thread, OAL 1.42"; 195°F (90°C) - 150 PSI
500QCK	500QCKSS	Complete assembly, OAL when assembled 1.86"; 140°F (60°) - 150 PSI
500QCKV	---	Complete assembly, valved; 140°F (60°C) - 150 PSI

500-Series



5861012N



5911212F



5911212N

Components

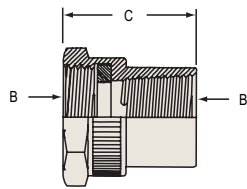
Part #	Description
5911212F	Filter washer, 1.00" O.D., 304 stainless steel mesh, FDA black PVC duro, 70A
5911212W	Washer, .63" I.D., 1.00" O.D. black 80 duro SBR
5911212WEPDM	NSF®/ANSI 61 certified washer - black with stripe, .63" I.D., 1.00" O.D., EPDM 70 Duro
5911616W	Washer, .86" I.D., 1.27" O.D. black 60 duro SBR
5911616WEPDM	NSF®/ANSI 61 certified washer - black with stripe, .86" I.D., 1.27" O.D., EPDM 70 Duro
5861012N	3/4" garden hose nut round with knurl
5911212N	3/4" garden hose nut hex with knurl
5911616N	1" garden hose nut (NPSH) hex with knurl

NOTE: Hose fittings stem components are also available separately. Contact Dixon Brass for availability and pricing.

501-Series



303 Stainless Steel



CDA Brass 360

Female Hose x Female Pipe Non-Swivel NH x NPTF

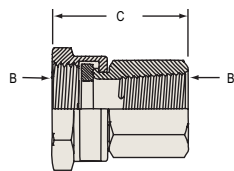
Part #	303 Stainless Steel Part #	NH Thread B	NPTF Thread B1	Length C	Hex	Std. Pkg.	Lbs. per 100 pcs.
5011202C	---	3/4"-11-1/2	1/8"-27	1.03"	1-3/16"	50	9.9
5011204C	---		1/4"-18	1.12"		25	10.4
5011206C	---		3/8"-18	1.19"		25	10.6
5011208C	5011208SS		1/2"-14	1.33"		25 ¹	12.4
5011212C	5011212SS		3/4"-14	1.33"		25 ¹	13.0

¹ 501-SS threads B1 are NPT and the parts are packaged to order

502-Series



303 Stainless Steel



CDA Brass 360

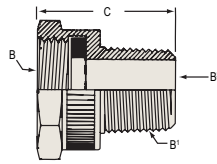
Female Hose x Female Pipe Swivel NH x NPTF

Part #	303 Stainless Steel Part #	Lead-Free Part #	NH Thread B	NPTF Thread B1	Length C	Hex	Std. Pkg.	Lbs. per 100 pcs.
5021208C	5021208SS	5021208CLF	3/4"-11-1/2	1/2"-14	1.32"	1-3/16"	25 ¹	15.4
5021212C	5021212SS	5021212CLF		3/4"-14	1.59"		10 ¹	22.3

¹ 502-SS threads B1 are NPT and the parts are packaged to order

NOTE: Lead-free parts are NSF®/ANSI 61 certified and approved for Potable Water. Lead-free Brass <=0.25% lead, Alloy C27450 and include NSF®/ANSI 61 certified 5911212WEPDM washer

503-Series

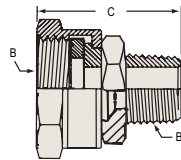


Female Hose x Male Pipe Non-Swivel NH x NPTF

Part #	303 Stainless Steel Part #	NH Thread B	NPTF Thread B1	NPTF Thread B2	Length C	Hex	Std. Pkg.	Lbs. per 100 pcs.
5031206C	---	3/4"-11-1/2	3/8"-18	---	1.19"	1-3/16"	25	11.3
5031208C	5031208SS		1/2"-14	---	1.38"		25 ¹	13.0
5031212C	5031212SS		3/4"-14	1/2"-14			25 ¹	14.5

¹ 503-SS threads B1 and B2 are NPT and the parts are packaged to order

504-Series

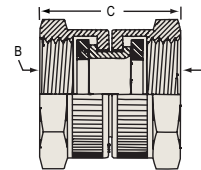


Female Hose x Male Pipe Swivel-Internal and External Hex NH x NPTF

Part #	303 Stainless Steel Part #	NH Thread B	NPTF Thread B1	Length C	Hex	Std. Pkg.	Lbs. per 100 pcs.
5041204C	---	3/4"-11-1/2	1/4"-18	1.43"	1-3/16"	25	12.5
5041206C	---		3/8"-18			25	15.1
5041208C	5041208SS		1/2"-14	1.63"		25 ¹	16.3
5041212C	5041212SS		3/4"-14	1.69"		20 ¹	19.4

¹ 504-SS threads B1 are NPT and the parts are packaged to order

506-Series

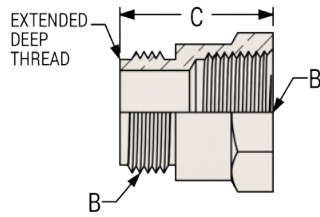


Female Hose x Female Hose Swivel NH x NH

Part #	Lead-Free Part #	NH Thread B	Length C	Hex	Std. Pkg.	Lbs. per 100 pcs.
5061212C	5061212CLF	3/4"-11-1/2	1.32"	1-3/16"	25	14.1

NOTE: Lead-free parts are NSF®/ANSI 61 certified and approved for Potable Water. Lead-free Brass <=0.25% lead, Alloy C27450 and include NSF®/ANSI 61 certified 5911212WEPDM washer.

507-Series



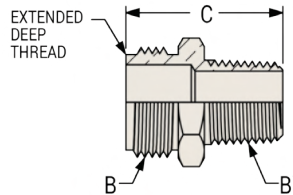
Male Hose x Female Pipe NH x NPTF

Part #	303 Stainless Steel Part #	Lead-Free Part #	NH Thread B	NPTF Thread B1	Length C	Hex	Std. Pkg.	Lbs. per 100 pcs.
5071204C	---	---	3/4"-11-1/2	1/4"-18	.75"	1-1/16"	25	13.6
5071206C	---	---		3/8"-18			25	11.1
5071208C	5071208SS	---		1/2"-14	1.37"	1-3/16"	25 ¹	7.9
5071212C	5071212SS	5071212CLF		3/4"-14			25 ¹	20.0

¹ 507-SS threads B1 are NPT and the parts are packaged to order

NOTE: Lead-free parts are NSF®/ANSI 61 certified and approved for Potable Water. Lead-free Brass <=0.25% lead, Alloy C27450

508-Series



Male Hose x Male Pipe NH x NPTF

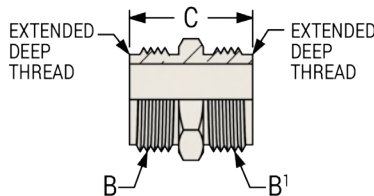
Part #	303 Stainless Steel Part #	Lead-Free Part #	NH Thread B	Thread B1	Length C	Hex	Std. Pkg.	Lbs. per 100 pcs.
5081206C	---	---	3/4"-11-1/2	3/8"-18 NPTF	1.31"	1-1/16"	25	11.9
5081208C	5081208SS	5081208CLF		1/2"-14 NPTF	1.50"		25 ¹	13.5
5081212C	5081212SS	---		3/4"-14 NPTF			25 ¹	16.7
5081212BSPT	---	---		3/4"-14 BSPT	1.50"	25	16.7	
5081216C	---	---		1"-11-1/2+ NPTF	1.85"	1-3/8"	10	22.5

¹ 508-SS threads B1 are NPT and the parts are packaged to order

+ Capped threads

NOTE: Lead-free parts are NSF®/ANSI 61 certified and approved for Potable Water. Lead-free Brass <=0.25% lead, Alloy C27450

509-Series



Male Hose x Male Hose NH x NH

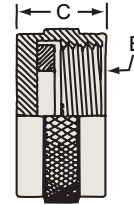
Part #	303 Stainless Steel Part #	Lead-Free Part #	NH Thread B	NH Thread B1	Length C	Hex	Std. Pkg.	Lbs. per 100 pcs.
5091212C	5091212SS	5091212CLF	3/4"-11-1/2	3/4"-11-1/2	1.24"	1-1/16"	25 ¹	13.1
5091612C	---	---	1"-11-1/2 ²		1.43"	1-3/8"	20	18.9

¹ 509-SS are packaged to order

² NPSH thread

NOTE: Lead-free parts are NSF®/ANSI 61 certified and approved for Potable Water. Lead-free Brass <=0.25% lead, Alloy C27450

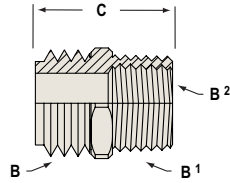
513-Series



Hose Cap Round

Part #	NH Thread B	Length C	Std. Pkg.	Lbs. per 100 pcs.
5131212C	3/4"-11-1/2	.625"	25	7.8

514-Series



303 Stainless Steel

CDA Brass 360

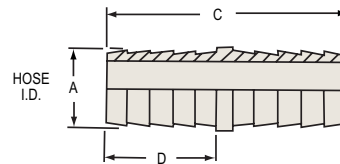
Male Hose x Male Pipe x Female Pipe NH x NPTF x NPTF

Part #	303 Stainless Steel Part #	Lead-Free Part #	NH Thread B	NPTF Thread B1	NPTF Thread B2	Length C	Hex	Std. Pkg.	Lbs. per 100 pcs.
5141212C	5141212SS	5141212CLF	3/4"-11-1/2	3/4"-14	1/2"-14	1.50"	1-1/16"	25 ¹	16

¹ 514-SS threads are NPT and the parts are packaged to order

NOTE: Lead-free parts are NSF®/ANSI 61 certified and approved for Potable Water. Lead-free Brass <=0.25% lead, Alloy C27450

178-Series



Garden Hose Mender

Part #	Hose I.D. A	Length C	No. of Barbs	Barb Length D	Std. Pkg.	Lbs. per 100 pcs.
1780808C	1/2"	2.06"	4	.97"	50	6.5
1781010C	5/8"				50	8.6
1781212C	3/4"	2.50"	4	1.19"	20	13.0
1781616C	1"	3.00"	5	1.44"	10	22.5

NOTE: To see more sizes or lead-free option, see page 10

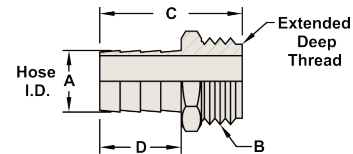
585-Series



5850812C



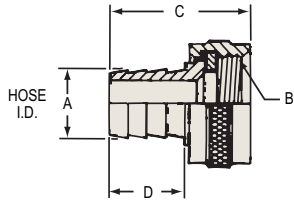
5851212C



Short Shank Male Garden Hose Fitting

Part #	Hose I.D. A	NH Thread B	Length C	Hex	No. of Barbs	Barb Length D	Std. Pkg.	Lbs. per 100 pcs.
5850812C	1/2"	3/4"-11-1/2	1.75"	1-1/16"	3	1.00"	25	11.0
5851012C	5/8"						25	11.9
5851212C	3/4"						25	13.4

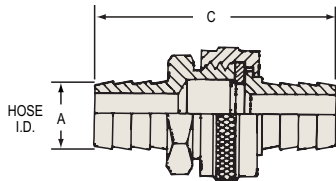
586-Series



Short Shank Female Swivel Garden Hose Fitting (Round Nut)

Part #	Hose I.D. A	NH Thread B	Length C	No. of Barbs	Barb Length D	Std. Pkg.	Lbs. per 100 pcs.
5860812C	1/2"	3/4"-11-1/2	1.63"	3	1.00"	25	9.8
5861012C	5/8"					25	10.2
5861212C	3/4"					25	11.5

587-Series

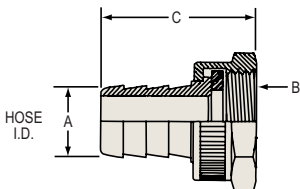


Short Shank Garden Hose Fitting Set ¹ (Round Nut)

Part #	Hose I.D. A	NH Thread B	Length C	No. of Barbs	Std. Pkg.	Lbs. per 100 pcs.
5870808K	1/2"	3/4"-11-1/2	2.95"	3	25	20.8
5871010K	5/8"				25	22.1
5871212K	3/4"				25	24.9

¹ Not assembled

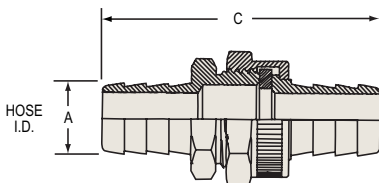
588-Series



Short Shank Female Swivel Garden Hose Fitting (Hex Nut)

Part #	Hose I.D. A	NH Thread B	Length C	No. of Barbs	Barb Length D	Std. Pkg.	Lbs. per 100 pcs.
5880812C	1/2"	3/4"-11-1/2	1.63"	3	1.00"	25	10.7
5881012C	5/8"					25	10.9
5881212C	3/4"					25	12.1

589-Series

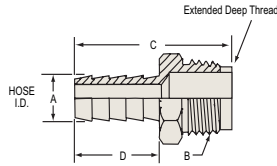


Short Shank Garden Hose Fitting Set ¹ (Hex Nut)

Part #	Hose I.D. (both fittings) A	NH Thread B	Length C	No. of Barbs	Std. Pkg.	Lbs. per 100 pcs.
5890808K	1/2"	3/4"-11-1/2	2.95"	3	25	21.7
5891010K	5/8"				25	22.8
5891212K	3/4"				25	25.5

¹ Not assembled

590-Series



Male Garden Hose Fitting

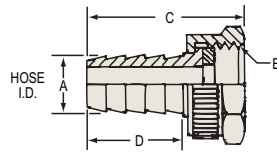
Part #	303 Stainless Steel Part #	Lead-Free Part #	Hose I.D. A	NH Thread B	Length C	Hex	No. of Barbs	Barb Length D	Std. Pkg.	Lbs. per 100 pcs.
5900612C	---	---	3/8"	3/4"-11-1/2	1.94"	1-1/16"	4	1.19"	25	11.3
5900812C	5900812SS	5900812CLF	1/2"						25 ¹	12.3
5901012C	5901012SS	5901012CLF	5/8"						25 ¹	14.5
5901212C	5901212SS	5901212CLF	3/4"						25 ¹	15.1
5901612C	---	---	1"	3/4"-11-1/2	1.94"	1-1/16"	4	1.19"	10	21.4
5901616C	---	5901616CLF	1"	1"-11-1/2 ²	2.38"	1-3/8"	5	1.44"	10	25.6

¹ 590-SS are packaged to order

² NPSH thread - extended

NOTE: Lead-free parts are NSF®/ANSI 61 certified and approved for Potable Water. Lead-free Brass <=0.25% lead, Alloy C27450

591-Series



Female Swivel Garden Hose Fitting

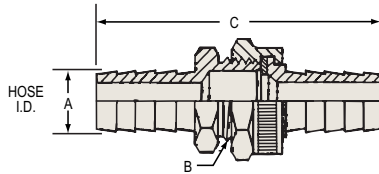
Part #	303 Stainless Steel Part #	Lead-Free Part #	Hose I.D. A	NH Thread B	Length C	Hex	No. of Barbs	Barb Length D	Std. Pkg.	Lbs. per 100 pcs.
5910612C	---	---	3/8"	3/4"-11-1/2	1.82"	1-3/16"	4	1.19"	25	11.2
5910812C	5910812SS	5910812CLF	1/2"						25 ¹	11.5
5911012C	5911012SS	5911012CLF	5/8"						25 ¹	12.2
5911212C	5911212SS	5911212CLF	3/4"						25 ¹	13.5
5911612C	---	---	1"	3/4"-11-1/2	2.10"	1-3/16"	4	1.19"	10	25.2
5911616C	---	5911616CLF	1"	1"-11-1/2 ²	2.25"	1-7/16"	5	1.44"	10	24.4

¹ 591-SS are packaged to order

² NPSH thread

NOTE: Lead-free parts are NSF®/ANSI 61 certified and approved for Potable Water. Lead-free Brass <=0.25% lead, Alloy C27450 and include NSF®/ANSI 61 certified 5911212WEPDM washer.

592-Series



Garden Hose Fitting Set-Not Assembled

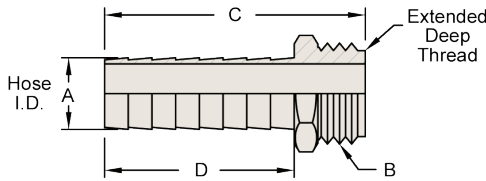
Part #	303 Stainless Steel Part #	Lead-Free Part #	Hose I.D. (both fittings) A	NH Thread B	Length C	No. of Barbs	Std. Pkg.	Lbs. per 100 pcs.
5920606K	---	---	3/8"	3/4"-11-1/2	3.32"	4	25	22.5
5920808K	5920808KSS	5920808KLF	1/2"				25 ¹	23.8
5921010K	5921010KSS	5921010KLF	5/8"				25 ¹	26.7
5921212K	5921212KSS	5921212KLF	3/4"				25 ¹	28.6
5921612K	---	---	1"	3/4"-11-1/2	3.60"	4	10	46.6
5921616K	---	5921616KLF	1"	1"-11-1/2 ²	4.19"	5	10	50.0

¹ 592-SS are packaged to order

² NPSH thread

NOTE: Lead-free parts are NSF®/ANSI 61 certified and approved for Potable Water. Lead-free Brass <=0.25% lead, Alloy C27450 and include NSF®/ANSI 61 certified 5911212WEPDM washer.

593-Series



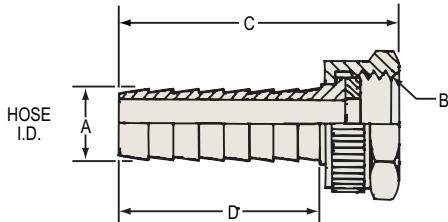
Long Shank Male Garden Hose Fitting

Part #	Lead-Free Part #	Hose I.D. A	NH Thread B	Length C	Hex	No. of Barbs	Barb Length D	Std. Pkg.	Lbs. per 100 pcs.
5930812C	---	1/2"	3/4"-11-1/2	2.78"	1-1/16"	7	2.03"	25	13.8
5931012C	---	5/8"						20	15.1
5931212C	5931212CLF	3/4"	10	17.9					
5931616C	---	1"	1"-11-1/2 ¹	2.96"	1-3/8"			5	28.9

¹ NPSH thread

NOTE: Lead-free parts are NSF®/ANSI 61 certified and approved for Potable Water. Lead-free Brass <=0.25% lead, Alloy C27450

594-Series



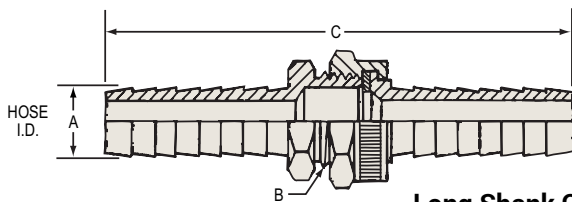
Long Shank Female Swivel Garden Hose Fitting

Part #	Lead-Free Part #	Hose I.D. A	NH Thread B	Length C	Hex	No. of Barbs	Barb Length D	Std. Pkg.	Lbs. per 100 pcs.
5940812C	---	1/2"	3/4"-11-1/2	2.66"	1-3/16"	7	2.03"	25	13.0
5941012C	---	5/8"						20	14.2
5941212C	5941212CLF	3/4"	10	16.7					
5941616C	---	1"	1"-11-1/2 ¹	2.84"	1-7/16"			5	28.8

¹ NPSH thread

NOTE: Lead-free parts are NSF®/ANSI 61 certified and approved for Potable Water. Lead-free Brass <=0.25% lead, Alloy C27450 and include NSF®/ANSI 61 certified 5911212WEPDM washer.

595-Series



Long Shank Garden Hose Fitting Set²

Part #	Lead-Free Part #	Hose I.D. (both fittings) A	NH Thread B	Length C	No. of Barbs	Std. Pkg.	Lbs. per 100 pcs.
5950808K	---	1/2"	3/4"-11-1/2	5.05"	7	25	26.8
5951010K	---	5/8"				20	29.3
5951212K	5951212KLF	3/4"	10	34.6			
5951616K	---	1"	1"-11-1/2 ¹	5.20"		5	57.7

¹ NPSH thread

² Not assembled

NOTE: Lead-free parts are NSF®/ANSI 61 certified and approved for Potable Water. Lead-free Brass <=0.25% lead, Alloy C27450 and include NSF®/ANSI 61 certified 5911212WEPDM washer.

Garden Hose Washdown Accessories

Application

- Helps eliminate wrinkles and folder delivery problems, increasing pressroom production and reducing waste

Features

- Even spray valve mist provides the proper moisture on paper roll ends
- A slight flex of the hose in any direction (360°) activates the spray
- Quick action with no protruding levers, thumb depressors, triggers, or other devices utilized
- Positive water seal when hose is released causes the internal valve to close and immediately shut off spray
- Sealed mechanism with no packing gland

833-Series



valve with hook

Part #	Female NPT Size	Description
83304	1/4"	valve, no hook
83306	3/8"	
83304H	1/4"	valve, with hook
83306H	3/8"	

832-Series



Spray Valve Hose Assembly

Part #	Male NPT Inlet	Description
8320605	3/8"	3/8" I.D., 5' hose
8320606		3/8" I.D., 6' hose
8320608		3/8" I.D., 8' hose
8320610		3/8" I.D., 10' hose
8320612		3/8" I.D., 12' hose
8320615		3/8" I.D., 15' hose
8320605H		3/8" I.D., 5' hose with hook
8320606H		3/8" I.D., 6' hose with hook
8320608H		3/8" I.D., 8' hose with hook
8320610H		3/8" I.D., 10' hose with hook
8320612H		3/8" I.D., 12' hose with hook
8320615H		3/8" I.D., 15' hose with hook

GWH-Series



Features

- One-piece brass crimp couplings
- For use with hand grease guns only
- Available with optional retail packaging or carbon steel strain relief spring

Specification

- 1/8"-27 male NPT, solid base (0010260C)
- U.S. manufactured to 3/16" I.D. hose - meets SAE100R1-AT; working pressure of **3000 PSI**


Hose Assemblies

Part #	Assembly Length	Carbon Steel Strain Relief Spring	Retail Pack	Std. Pkg.
GWH0800	8"	GWH0800S	---	Per customer requirement
GWH1200	12"	GWH1200S	GWH1200R	
GWH1800	18"	GWH1800S	GWH1800R	
GWH2400	24"	GWH2400S	---	
GWH3600	36"	GWH3600S	---	
GWH4800	48"	GWH4800S	---	
GWH6000	60"	GWH6000S	---	

NOTE: For lengths not listed, call 800.323.4440 for quote (50 minimum)



GWHC

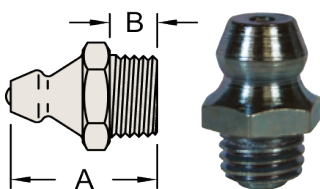


0010260C
Coupler and Fittings

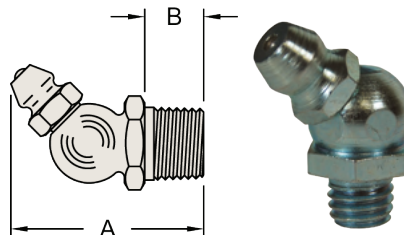


0010860C

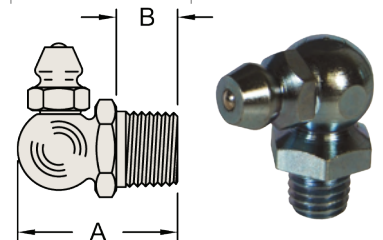
Part #	Description	Material	Retail Pack	Std. Pkg.
GWHC	1/8"-27 female NPT grease hose coupler with ball check - valved shutoff	zinc plated steel	GWHCR	10
GWHC-FF	1/8"-27 female NPT grease hose coupler - full flow		GWHC-FFR	
0010055C	1/8"-27 male NPT thread, drilled and chamfered base	brass	---	100
0010260C	1/8"-27 male NPT thread, solid base			
0010860C	1/8"-27 female NPT thread			



GWHZ000
GWHZ400



GWHZ045
GWHZ445



GWHZ090
GWHZ490

GHWZ-Zerk Fittings Zinc Plated Steel

Part #	Description	Thread	A Overall Length	B Thread Length	Hex	Std. Pkg	Lbs. per 100 pcs.
GWHZ000	Ball check	1/8"-27 NPT	.66"	.26"	.43"	100	1.00
GWHZ045	45° angle ball check		.86"	.28"		100	1.00
GWHZ090	90° angle ball check		.83"	.31"		100	1.00
GWHZ400	Ball check	1/4"-28 Tapered SAE-LT	.53"	.20"	.312"	100	1.00
GWHZ445	45° angle ball check		.80"		.375"	100	1.00
GWHZ490	90° angle ball check		1.20"		.375"	100	1.00

NOTE: All items available in retail packs of 10 - Add R to part number. Order 1 for 1 Retail Pack of 10 pcs

Grease Whip Fittings - Zerk Retail Packaged

NOTE: All items sold in retail packets of 10: Order 1 for 1 retail pack of 10 pieces.



Straight

Part #	Thread	Description	Overall Length	Thread Length	Hex
GWHZ000R	1/8"-27 NPT	straight	.660"	.260"	.430
GWHZ400R	1/4"-28 tapered SAE-LT		.530"	.200"	.312



45°

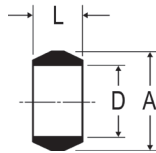
Part #	Thread	Description	Overall Length	Thread Length	Hex
GWHZ045R	1/8"-27 NPT	45°	.860"	.280"	.430
GWHZ445R	1/4"-28 tapered SAE-LT		.800"	.200"	.375



90°

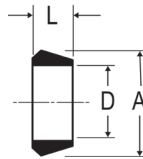
Part #	Thread	Description	Overall Length	Thread Length	Hex
GWHZ090R	1/8"-27 NPT	90°	.830"	.310"	.430
GWHZ490R	1/4"-28 tapered SAE-LT		1.20"	.200"	.375

60-Series



Sleeve 60C Reference SAE 060115

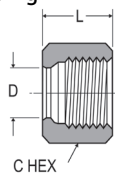
Part #	Tube Size	A	D	L	Std. Pkg.
60C-02	1/8"	.187"	.130"	.19"	100
60C-03	3/16"	.266"	.192"	.22"	100
60C-04	1/4"	.344"	.255"	.25"	100
60C-05	5/16"	.406"	.318"	.25"	100
60C-06	3/8"	.469"	.382"	.25"	100
60C-07	7/16"	.531"	.444"	.31"	100
60C-08	1/2"	.594"	.507"	.38"	100
60C-10	5/8"	.719"	.632"	.38"	100
60C-12	3/4"	.875"	.758"	.44"	50
60C-14	7/8"	1.000"	.883"	.41"	50



Acetal Sleeve 60PT

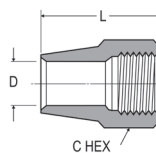
Part #	Plastic Tube Wall	Tube Wall	A	D	L	Std. Pkg.
60PT-04	1/4"	.40"	.375"	.254"	.19"	200
60PT-05	5/16"	.62"	.438"	.317"	.19"	100
60PT-06	3/8"		.500"	.379"	.19"	100
60PT-08	1/2"		.631"	.507"	.25"	100
60PT-10	5/8"		.747"	.632"	.22"	100

NOTE: Acetal sleeves 60PT and brass inserts 63PT allow for standard compression fittings to be used with industrial grades of thermoplastic tubing



Nut 61C Reference SAE 060110

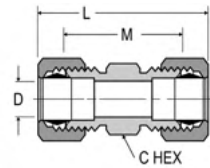
Part #	Tube Size	Straight Thread	Hex C	D	L	Std. Pkg.
61C-02	1/8"	5/16"-24	3/8"	.130"	.38"	100
61C-03	3/16"	3/8"-24	7/16"	.192"	.41"	100
61C-04	1/4"	7/16"-24	1/2"	.255"	.44"	100
61C-05	5/16"	1/2"-24	9/16"	.318"	.44"	50
61C-06	3/8"	9/16"-24	5/8"	.382"	.47"	100
61C-07	7/16"	5/8"-24	11/16"	.444"	.50"	25
61C-08	1/2"	11/16"-20	13/16"	.507"	.62"	50
61C-10	5/8"	13/16"-18	15/16"	.632"	.62"	25
61C-12	3/4"	1"-18	1-3/16"	.758"	.69"	25
61C-14	7/8"	1-1/8"-18	1-1/4"	.890"	.62"	25



Long Nut 61CL Reference SAE 060111

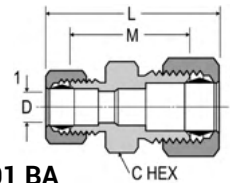
Part #	Tube Size	Straight Thread	Hex C	D	L	Std. Pkg.
61CL-04	1/4"	7/16"-24	1/2"	.255"	.75"	10
61CL-05	5/16"	1/2"-24	9/16"	.318"	.84"	10
61CL-06	3/8"	9/16"-24	5/8"	.382"	.97"	10
61CL-08	1/2"	11/16"-20	13/16"	.507"	1.06"	10
61CL-10	5/8"	13/16"-18	15/16"	.632"	1.19"	10
61CL-12	3/4"	1"-18	1-3/16"	.758"	1.38"	10

62C-Series



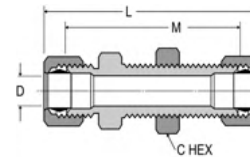
Union 62C Reference SAE 060101 BA

Part #	Tube Size	Straight Thread	Hex C	L	M	Flow Diameter D	Std. Pkg.
62C-02	1/8"	5/16"-24	5/16"	1.05"	.64"	.094"	25
62C-03	3/16"	3/8"-24	3/8"	1.21"	.72"	.125"	25
62C-04	1/4"	7/16"-24	7/16"	1.33"	.79"	.188"	50
62C-05	5/16"	1/2"-24	1/2"	1.39"	.85"	.250"	50
62C-06	3/8"	9/16"-24	9/16"	1.52"	.97"	.312"	50
62C-07	7/16"	5/8"-24	5/8"	1.70"	1.02"	.312"	10
62C-08	1/2"	11/16"-20	11/16"	1.90"	1.08"	.406"	25
62C-10	5/8"	13/16"-18	13/16"	2.06"	1.23"	.500"	10
62C-12	3/4"	1"-18	1"	2.37"	1.41"	.562"	10
62C-14	7/8"	1-1/8"-18	1-1/8"	2.07"	1.19"	.766"	10



Union Reducers 62C Reference SAE 060101 BA

Part Number	Tube Size 1	Tube Size 2	Str. Thread 1	Str. Thread 2	Hex C	L	M	Flow Diameter D	Std. Pkg.
62C-0403	3/16"	1/4"	3/8"-24	7/16"-24	7/16"	1.29"	.78"	.125"	10
62C-0604	1/4"	3/8"	7/16"-24	9/16"-24	9/16"	1.46"	.97"	.188"	10
62C-0806	3/8"	1/2"	9/16"-24	11/16"-20	11/16"	1.71"	1.03"	.312"	10
62C-1006		5/8"		13/16"-18	13/16"	1.82"	1.13"		10

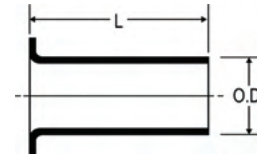


Bulkhead Union 62CBH

Part #	Tube Size	Straight Thread	Hex C	L	M	Flow Diameter D	Std. Pkg.
62CBH-04	1/4"	7/16"-24	9/16"	2.29"	1.75"	.188"	10
62CBH-06	3/8"	9/16"-24	11/16"	2.42"	1.88"	.312"	10



63-Series

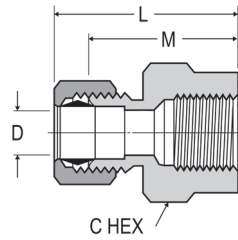


Inserts 63PT For Industrial Grade Plastic Tubing

Part #	Tube O.D.	Tube Wall	L	O.D.	Std. Pkg.
63PT-0216	1/8"	.016"	.46"	.080"	100
63PT-0223		.023"	.45"	.073"	200
63PT-0325	3/16"	.025"	.45"	.135"	100
63PT-0340		.040"	.52"	.095"	100
63PT-0440 ¹	1/4"	.040"	.50"	.163"	200
63PT-0462		.062"	.33"	.110"	50
63PT-0540	5/16"	.040"	.50"	.232"	100
63PT-0562		.062"	.53"	.187"	100
63PT-0662 ¹	3/8"	.062"	.56"	.250"	200
63PT-0862 ¹	1/2"	.062"	.72"	.370"	100
63PT-1062	5/8"	.062"	.72"	.483"	100

¹ Material is 304 SS

NOTE: Acetal sleeves 60PT and brass inserts 63PT allow for standard compression fittings to be used with industrial grades of thermoplastic tubing

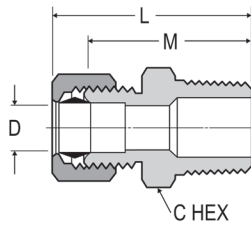


66C-Series



Female Connector 66C Reference SAE 060103 BA

Part #	Tube Size	NPTF Thread	UNF Thread	Hex C	L	M	Flow Diameter D	Std. Pkg.
66C-0202	1/8"	1/8"	5/16"-24	9/16"	.95"	.75"	.094"	10
66C-0302	3/16"	1/8"	3/8"-24	9/16"	1.02"	.78"	.125"	25
66C-0304		1/4"		11/16"	1.20"	.96"		10
66C-0402	1/4"	1/8"	7/16"-24	9/16"	1.02"	.78"	.188"	25
66C-0404		1/4"		11/16"	1.24"	1.00"		10
66C-0502	5/16"	1/8"	1/2"-24	9/16"	1.07"	.81"	.250"	10
66C-0504		1/4"		11/16"	1.29"	1.03"		10
66C-0602	3/8"	1/8"	9/16"-24	9/16"	1.06"	.78"	.312"	10
66C-0604		1/4"		11/16"				1.34"
66C-0606		3/8"		13/16"	10			
66C-0608		1/2"		1"	1.54"	1.27"		10
66C-0804	1/2"	1/4"	11/16"-20	11/16"	1.49"	1.09"	.406"	10
66C-0806		3/8"		13/16"	1.52"	1.12"		10
66C-0808		1/2"		1"	1.71"	1.31"		10
66C-1008	5/8"	1/2"	13/16"-18	1"	1.80"	1.38"	.500"	10



68C-Series



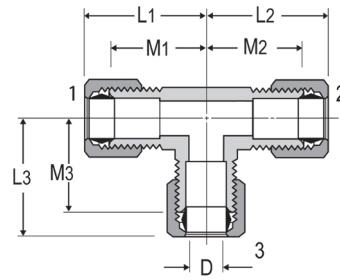
Male Connector 68C Reference SAE 060102 BA

Part #	Tube Size	Pipe Thread	Straight Thread	Hex C	L	M	Flow Diameter D	Std. Pkg.
68C-0202	1/8"	1/8"	5/16"-24	7/16"	.97"	.77"	.094"	25
68C-0302	3/16"	1/8"	3/8"-24	7/16"	1.08"	.84"	.125"	50
68C-0304		1/4"		9/16"	1.27"	1.03"		25
68C-0402	1/4"	1/8"	7/16"-24	7/16"	1.10"	.86"	.188"	50
68C-0404		1/4"		9/16"	1.30"	1.06"		50
68C-0406		3/8"		11/16"	1.27"	1.03"		10
68C-0408		1/2"		7/8"	1.55"	1.31"		10
68C-0502	5/16"	1/8"	1/2"-24	1/2"	1.15"	.89"	.234"	25
68C-0504		1/4"		9/16"	1.33"	1.07"	.250"	50
68C-0602	3/8"	1/8"	9/16"-24	9/16"	1.25"	.97"	.250"	25
68C-0604		1/4"		11/16"	1.42"	1.14"	25	
68C-0606		3/8"		7/8"	1.44"	1.16"	.312"	25
68C-0608		1/2"		1"	1.53"	1.25"	25	
68C-0704	7/16"	1/4"	5/8"-24	5/8"	1.50"	1.17"	.312"	10
68C-0804	1/2"	1/4"	11/16"-20	11/16"	1.62"	1.22"	.312"	10
68C-0806		3/8"		7/8"	1.60"	1.20"	.406"	25
68C-0808		1/2"		1"	1.71"	1.31"	25	
68C-1006	5/8"	3/8"	13/16"-18	13/16"	1.73"	1.31"	.406"	10
68C-1008		1/2"		7/8"	1.90"	1.48"	10	
68C-1012	3/4"	3/4"	1"-18	1-1/16"	1.98"	1.56"	.500"	10
68C-1208		1/2"		1"	2.05"	1.60"	.562"	10
68C-1212		3/4"		1-1/16"	2.08"	1.63"	.656"	10
68C-1412	7/8"	3/4"	1-1/8"-18	1-1/8"	1.76"	1.41"	.750"	10

164C and 264C-Series



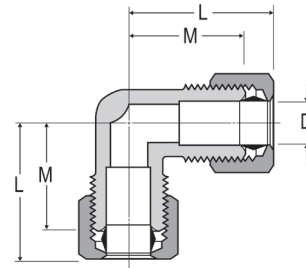
164C



Union Tee 164C-264C Reference SAE 060401 BA

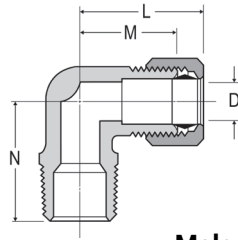
Part #	Tube Size 1 and 2	Tube Size 3	Straight Thread	L1	L2	L3	M1	M2	M3	Flow Diameter D	Std. Pkg.
164C-02	1/8"	1/8"	5/16"-24	.82"	.82"	.82"	.61"	.61"	.61"	.094"	10
264C-03	3/16"	3/16"	3/8"-24	.84"	.84"	.84"	.60"	.60"	.60"	.125"	10
164C-04	1/4"	1/4"	7/16"-24	.86"	.86"	.86"	.61"	.61"	.61"	.188"	25
164C-05	5/16"	5/16"	1/2"-24	.98"	.98"	.98"	.71"	.71"	.71"	.250"	10
164C-06	3/8"	3/8"	9/16"-24	1.03"	1.03"	1.03"	.74"	.74"	.74"	.312"	25
164C-08	1/2"	1/2"	11/16"-20	1.34"	1.34"	1.34"	.93"	.93"	.93"	.406"	10
164C-10	5/8"	5/8"	13/16"-18	1.54"	1.54"	1.54"	1.08"	1.08"	1.08"	.500"	10
164C-12	3/4"	3/4"	1"-18	1.65"	1.65"	1.65"	1.17"	1.17"	1.17"	.563"	10
164C-06-06-04	3/8"	1/4"	---	1.03"	1.03"	.96"	.75"	.75"	.72"	.188"	25
164C-08-08-06	1/2"	3/8"	---	1.34"	1.34"	1.16"	.94"	.94"	.88"	.312"	10

165C-Series



Union Elbow 165C Reference SAE 060201 BA

Part #	Tube Size	Straight Thread	L	M	Flow Diameter D	Std. Pkg.
165C-02	1/8"	5/16"-24	.82"	.61"	.094"	10
165C-03	3/16"	3/8"-24	.87"	.61"	.125"	10
165C-04	1/4"	7/16"-24	.88"	.61"	.188"	10
165C-05	5/16"	1/2"-24	.95"	.71"	.250"	10
165C-06	3/8"	9/16"-24	1.03"	.74"	.312"	10
165C-07	7/16"	5/8"-24	1.16"	.82"	.312"	5
165C-08	1/2"	11/16"-20	1.34"	.93"	.406"	10
165C-10	5/8"	13/16"-18	1.48"	1.05"	.500"	10
165C-12	3/4"	1"-18	1.65"	1.17"	.560"	5

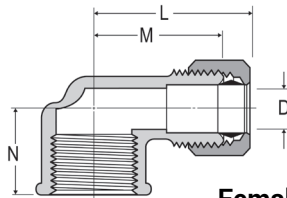


169C and 269C-Series



Male Elbow 169C-269C Reference SAE 060202 BA

Part #	Tube Size	Pipe Thread	Straight Thread	L	M	N	Flow Diameter D	Std. Pkg.
269C-0202	1/8"	1/8"	5/16"-24	.80"	.60"	.67"	.094"	10
169C-0302	3/16"	1/8"	3/8"-24	.84"	.61"	.69"	.125"	10
169C-0304		1/4"		.86"	.64"	.93"		10
169C-0402	1/4"	1/8"	7/16"-24	.86"	.61"	.74"	.188"	50
169C-0404		1/4"			.62"	.94"		50
169C-0406	5/16"	3/8"	1/2"-24	.93"	.68"	1.00"	.250"	10
169C-0502		1/8"		.88"	.61"	.74"		10
169C-0504	5/16"	1/4"	1/2"-24	.95"	.71"	.93"	.250"	25
169C-0506		3/8"		1.01"	.75"	1.00"		10
169C-0602	3/8"	1/8"	9/16"-24	1.03"	.74"	.74"	.312"	10
169C-0604		1/4"			.93"	.93"		25
169C-0606	3/8"	3/8"	9/16"-24	1.03"	.75"	1.00"	.312"	25
169C-0608		1/2"			1.22"	.94"		1.27"
169C-0804	1/2"	1/4"	11/16"-20	1.34"	.94"	1.00"	.312"	10
169C-0806		3/8"		.93"	1.11"	10		
169C-0808	1/2"	1/2"	11/16"-20	1.48"	1.06"	1.15"	.406"	10
169C-1008		5/8"		1/2"	13/16"-18	1.48"		1.06"
169C-1208	3/4"	1/2"	1"-18	1.64"	1.18"	1.49"	.562"	5
169C-1212		3/4"		1.70"	1.27"	1.58"		5

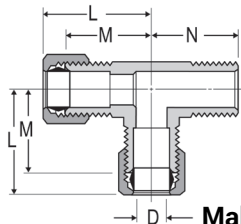


170C-Series



Female Elbow 170C Reference SAE 060203 BA

Part #	Tube Size	Pipe Thread	Straight Thread	L	M	N	Flow Diameter D	Std. Pkg.
170C-0202	1/8"	1/8"	5/16"-24	.89"	.69"	.56"	.094"	10
170C-0302	3/16"	1/8"	3/8"-24	.98"	.73"	.56"	.125"	25
170C-0402	1/4"	1/8"	7/16"-24	.93"	.69"	.56"	.188"	25
170C-0404		1/4"		1.02"	.78"	.70"		25
170C-0604	3/8"	1/4"	9/16"-24	1.06"	.79"	.73"	.312"	10
170C-0606		3/8"		1.22"	.94"	.69"		10
170C-0704	7/16"	1/4"	5/8"-24	1.27"	.93"	.73"	.312"	5
170C-0806	1/2"	3/8"	11/16"-20	1.34"	1.00"	.69"	.406"	10



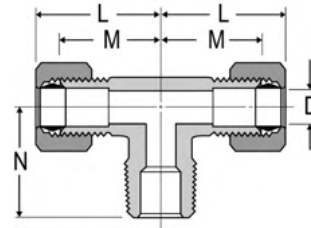
171C-Series



Male Run Tee 171C Reference SAE 060424 BA

Part #	Tube Size	Pipe Thread	Straight Thread	L	M	N	Flow Diameter D	Std. Pkg.
171C-0202	1/8"	1/8"	5/16"-24	.82"	.61"	.71"	.094"	10
171C-0302	3/16"	1/8"	3/8"-24	.86"	.61"	.71"	.125"	10
171C-0402	1/4"	1/8"	7/16"-24	.90"	.64"	.75"	.188"	10
171C-0404		1/4"		.69"	.72"	10		
171C-0604	3/8"	1/4"	9/16"-24	1.09"	.81"	1.03"	.312"	10

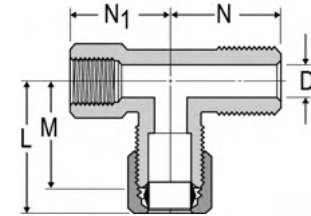
172C-Series



Male Branch Tee 172C Reference SAE 060425 BA

Part #	Tube Size	Pipe Thread	Straight Thread	L	M	N	Flow Diameter D	Std. Pkg.
172C-0202	1/8"	1/8"	5/16"-24	.82"	.61"	.71"	.094"	10
172C-0302	3/16"	1/8"	3/8"-24	.86"	.61"	.71"	.125"	10
172C-0402	1/4"	1/8"	7/16"-24	.86"	.61"	.74"	.188"	10
172C-0404		1/4"		.93"	.69"	.92"		10
172C-0602	3/8"	1/8"	9/16"-24	1.03"	.75"	.75"	.234"	10
172C-0604		1/4"		1.09"	.77"	1.03"	.312"	10
172C-0606		3/8"		.81"	1.00"	.312"	10	
172C-0806	1/2"	3/8"	11/16"-20	1.34"	.93"	1.10"	.406"	10

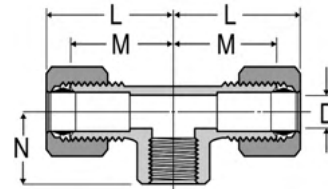
176C-Series



Adapter Tee 176C

Part #	Tube Size	Pipe Thread	Straight Thread	L	M	N	N1	Flow Diameter D	Std. Pkg.
176C-0402	1/4"	1/8"	7/16"-24	.93"	.69"	.75"	.66"	.189"	10

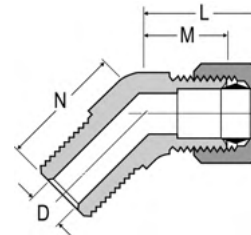
177C-Series



Female Branch Tee 177C

Part #	Tube Size	Pipe Thread	Straight Thread	L	M	N	Flow Diameter D	Std. Pkg.
177C-0402	1/4"	1/8"	7/16"-24	.86"	.63"	.53"	.188"	10

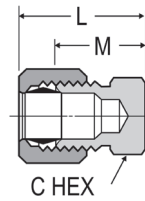
179C-Series



45° Elbow 179C

Part #	Tube Size	Pipe Thread	Straight Thread	L	M	N	Flow Diameter D	Std. Pkg.
179C-0402	1/4"	1/8"	7/16"-24	.90"	.66"	.56"	.188"	10
179C-0404		1/4"		.80"	.56"	.84"		10
179C-0602	3/8"	1/8"	9/16"-24	.90"	.63"	.65"	.234"	10
179C-0604		1/4"		.97"	.75"	.84"	.312"	10
179C-0606		3/8"		.97"	.75"	.95"	.312"	10
179C-0806	1/2"	3/8"	11/16"-20	1.15"	.81"	.95"	.406"	10

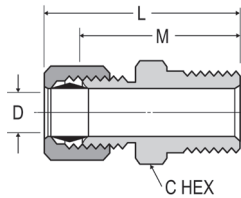
639C-Series



Seal Plug 639C

Part #	Tube Size	Straight Thread	Hex C	L	M	Std. Pkg.
639C-04	1/4"	7/16"-24	7/16"	.74"	.50"	25

682C-Series



Straight Through Tank Fitting 682C

Part #	Tube Size	Pipe Thread	Straight Thread	Hex C	L	M	Flow Diameter D	Std. Pkg.
682C-0302	3/16"	1/8"	3/8"-24	7/16"	1.06"	.84"	.195"	10
682C-0606	3/8"	3/8"	9/16"-24	11/16"	1.44"	1.16"	.387"	10
682C-0808	1/2"	1/2"	11/16"-20	7/8"	1.90"	1.31"	.516"	10

Applications

- For use with copper, aluminum, and Parflex thermoplastic tubing
- Not recommended for steel tubing or applications using gaseous media

Features

- No flaring, soldering, or other preparation of tubing necessary to assemble
- Manufactured for connection to low and medium-pressure tubing connection work where excessive vibration or tube movement is not involved

Approvals

- UL listed for flammable liquid
- Compression fittings meet functional requirements of SAE J-512 and ASA

Assembly Instructions

1. Slide nut, then sleeve, onto tubing. The thread end of the nut must face outward.
2. Insert the tube into the fitting. Be sure the tube is bottomed on the fitting shoulder.
3. Assemble nut to body, then tighten hand-tight. Then follow the number of wrench turns as indicated in the table below.

Fitting Size	Tube Size	Turns required to seal from hand tight		PSI	Tube O.D.	Tube Wall
		60C with soft metal tubing	60C with thermoplastic tubing			
2"	1/8"	1-1/4"	--	400	1/8"	.030"
3"	3/16"		--	400	3/16"	
4"	1/4"		2	300	1/4"	
5"	5/16"		2	300	5/16"	.032"
6"	3/8"	2	200	3/8"		
8"	1/2"	2	200	1/2"		
10"	5/8"	2-1/4"	2	150	5/8"	.035"
12"	3/4"		2	100	3/4"	
14"	7/8"		--	75	7/8"	

D.O.T. Air Brake Fittings

Assembly Instructions

1. Cut tubing squarely - maximum of 15° angle allowance.
2. Check that port or mating part is clean and free of debris.
3. Insert tubing into fitting until it bottoms on seat.
4. Tighten nut with wrench until one thread remains visible on the fitting body (this will allow for a number of remakes) or, the nut should be screwed down finger tight, then wrench-tightened as indicated in the table to the right.

Tube Size	Turns required to seal from hand tight
3/16"	2-1/2
1/4"	3
3/8" and 1/2"	4
5/8" and 3/4"	3-1/2

Application

- Designed for use in air brake systems or cab controls

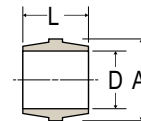
Features

- Utilize ribbed sleeve for compression and positive grip
- Pre-applied thread sealant on all male pipe threads

Specifications

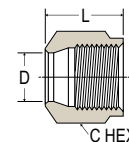
- Machined from CA360, CA345, or CA377 brass
- Compatible tubing: SAE J844 type A and B
- Specifications: meets D.O.T FMVSS 571.106 and SAE J246
- Maximum operating pressure: **150 PSI**
- Temperature range: **-40°F (-40°C) to 200°F (93°C)**

Sleeve 60NAB Reference SAE 100115



Part #	Tube Size	A	D	L	Std. Pkg.
60NAB3	3/16"	.255"	.194"	.23"	100
60NAB4	1/4"	.356"	.256"	.30"	100
60NAB6	3/8"	.479"	.384"	.39"	100
60NAB8	1/2"	.624"	.509"	.43"	100
60NAB10	5/8"	.746"	.634"	.49"	10
60NAB12	3/4"	.922"	.760"	.54"	50

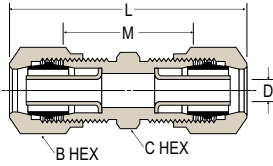
Nut 61NAB Reference SAE 100110



Part #	Tube Size	Straight Thread	Hex C	D	L	Std. Pkg.
61NAB3	3/16"	5/16"-24	7/16"	.194"	.40"	100
61NAB4	1/4"	7/16"-24	9/16"	.256"	.45"	100
61NAB6	3/8"	17/32"-24	5/8"	.384"	.63"	100
61NAB8	1/2"	11/16"-20	13/16"	.509"	.72"	50
61NAB10	5/8"	13/16"-18	15/16"	.634"	.77"	25
61NAB12	3/4"	1"-18	1-1/8"	.762"	.81"	25

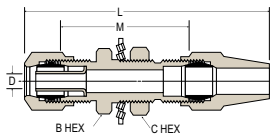
D.O.T. Air Brake Fittings-Nylon Tubing

Union 62NAB Reference SAE 100101 BA



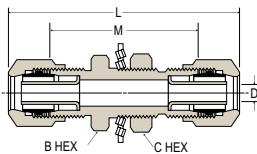
Part #	Tube Size	Straight Thread	Hex B	Hex C	L	M	Flow D	Std. Pkg.
62NAB4	1/4"	7/16"-24	9/16"	7/16"	1.49"	.83"	.137"	10
62NAB6	3/8"	17/32"-24	5/8"	9/16"	2.00"	1.08"	.217"	10
62NAB8	1/2"	11/16"-20	13/16"	11/16"	2.33"	1.29"	.338"	10
62NAB10	5/8"	13/16"-18	15/16"	13/16"	2.39"	1.41"	.398"	10
62NAB12	3/4"	1"-18	1-1/8"	1"	2.60"	1.58"	.523"	10

Bulkhead Union 62NABH (NAB and Air Brake)



Part #	Tube Size	Straight Thread	Hex B	Hex C	L	M	Flow D	Std. Pkg.
62NABH4	1/4"	7/16"-24	9/16"	9/16"	2.28"	1.38"	.137"	10
62NABH6	3/8"	17/32"-24	11/16"	3/4"	2.97"	1.62"	.217"	10
62NABH8	1/2"	11/16"-20	13/16"	1"	3.36"	1.88"	.338"	10

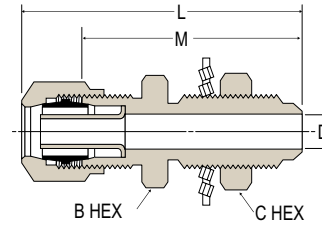
Bulkhead Union 62NBH



Part #	Tube Size	Straight Thread	Hex B	Hex C	L	M	Flow D	Std. Pkg.
62NBH3	3/16"	5/16"-24	7/16"	7/16"	1.80"	1.21"	.087"	10
62NBH4	1/4"	7/16"-24	9/16"	9/16"	2.04"	1.38"	.137"	10
62NBH6	3/8"	17/32"-24	11/16"	3/4"	2.54"	1.62"	.21"	10
62NBH8	1/2"	11/16"-20	13/16"	1"	2.92"	1.88"	.33"	10
62NBH10	5/8"	13/16"-18	15/16"	1"	3.04"	2.02"	.398"	10

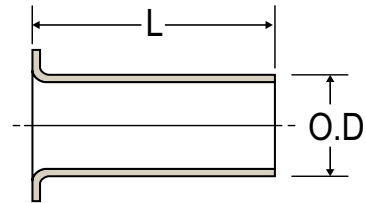
D.O.T. Air Brake Fittings-Nylon Tubing

Bulkhead Union 62NFBH



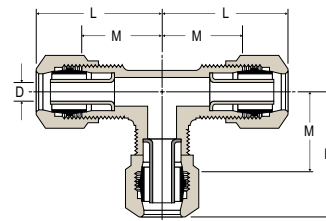
Part #	Tube Size	Straight Thread	Hex B	Hex C	L	M	D	Std. Pkg.
62NFBH4	1/4"	7/16"-24	9/16"	9/16"	2.04"	1.38"	.137"	10
62NFBH6	3/8"	17/32"-24	11/16"	3/4"	2.54"	1.62"	.217"	10
62NFBH8	1/2"	11/16"-20	13/16"	1"	2.92"	1.88"	.338"	10
62NFBH10	5/8"	13/16"-18	15/16"	1"	3.04"	2.02"	.398"	10

Stainless Insert 63NAB for SAE J844 Tubing, 302/304 Stainless Steel



Part #	Tube Size	L	O.D.	Std. Pkg.
63NAB4	1/4"	.53"	.163"	200
63NAB6	3/8"	.64"	.245"	200
63NAB8	1/2"	.81"	.370"	100
63NAB10	5/8"	.86"	.434"	100
63NAB12	3/4"	1.04"	.559"	100

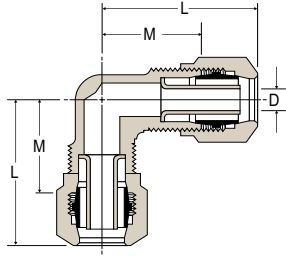
Union Tee 64NAB Reference SAE 100401 BA



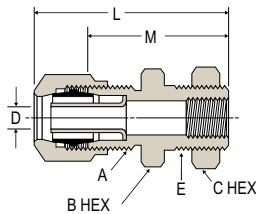
Part #	Tube Size	Straight Thread	L	M	Flow D	Std. Pkg.
64NAB4	1/4"	7/16"-24	.95"	.62"	.13"	25
64NAB6	3/8"	17/32"-24	1.24"	.78"	.21"	25
64NAB8	1/2"	11/16"-20	1.45"	.93"	.33"	10
64NAB10	5/8"	13/16"-18	1.58"	1.09"	.39"	10

D.O.T. Air Brake Fittings-Nylon Tubing

Union Elbow 65NAB Reference SAE 100201 BA



Part #	Tube Size	Straight Thread	L	M	Flow D	Std. Pkg.
65NAB4	1/4"	7/16"-24	.95"	.62"	.13"	10
65NAB6	3/8"	17/32"-24	1.25"	.79"	.21"	10
65NAB8	1/2"	11/16"-20	1.45"	.93"	.33"	10
65NAB10	5/8"	13/16"-18	1.58"	1.09"	.39"	10

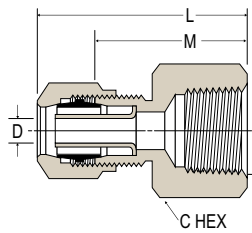


Bulkhead Union 66NBH



Part #	Tube Size	Pipe Size	Straight Thread A	Straight Thread E	Hex B	Hex C	L	M	Flow D	Std. Pkg.
66NBH86	1/2"	3/8"	11/16"-20	7/8"-14	1-1/16"	1-1/16"	1.94"	1.42"	.338"	10

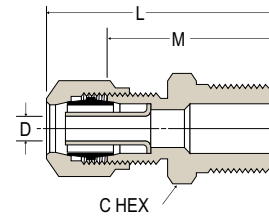

Female Connector 66NAB Reference SAE 100103 BA



Part #	Tube Size	Pipe Thread	Straight Thread	Hex C	L	M	Flow D	Std. Pkg.
66NAB42	1/4"	1/8"	7/16"-24	9/16"	1.17"	.84"	.13"	25
66NAB44		1/4"		11/16"	1.40"	1.07"		10
66NAB62	3/8"	1/8"	17/32"-24	9/16"	1.46"	1.00"	.21"	10
66NAB64		1/4"		11/16"	1.64"	1.18"		10
66NAB86 ¹	1/2"	3/8"	11/16"-20	7/8"	1.79"	1.27"	.33"	10
66NAB88		1/2"		1-1/16"	1.91"	1.38"		10
66NAB106	5/8"	3/8"	13/16"-18	7/8"	1.87"	1.38"	.39"	10
66NAB108		1/2"		1-1/16"	1.99"	1.60"		10

¹ Not full hex as shown

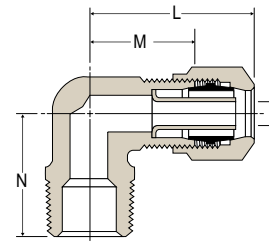
D.O.T. Air Brake Fittings-Nylon Tubing
Male Connector 68NAB Reference SAE 100102 BA



Part #	Tube Size	Pipe Thread	Straight Thread	Hex C	L	M	Flow D	Std. Pkg.			
68NAB31VS	3/16"	1/16"	5/16"-24	3/8"	1.16"	.87"	.087"	25			
68NAB32VS		1/8"		7/16"	1.15"	.86"		50			
68NAB34VS		1/4"		9/16"	1.35"	1.05"		25			
68NAB42VS	1/4"	1/8"	7/16"-24	7/16"	1.22"	.89"	.13"	50			
68NAB44VS		1/4"		9/16"	1.43"	1.09"		50			
68NAB46VS		3/8"		11/16"	1.47"	1.14"		10			
68NAB62VS	3/8"	1/8"	17/32"-24	9/16"	1.49"	1.03"	.21"	25			
68NAB64VS		1/4"			1.67"	1.21"		25			
68NAB66VS		3/8"		11/16"	1.70"	1.21"		25			
68NAB68VS		1/2"		7/8"	1.89"	1.43"		25			
68NAB84VS	1/2"	1/4"	11/16"-20	11/16"	1.85"	1.32"	.33"	10			
68NAB86VS		3/8"						7/8"	2.04"	1.52"	25
68NAB88VS		1/2"						7/8"	2.04"	1.52"	25
68NAB106VS	5/8"	3/8"	13/16"-18	13/16"	1.86"	1.37"	.398"	10			
68NAB108VS		1/2"		7/8"	2.07"	1.56"		10			
68NAB126VS	3/4"	3/8"	1"-18	1"	2.00"	1.49"	.440"	10			
68NAB128VS		1/2"			2.19"	1.68"		10			
68NAB1212VS		3/4"			1-1/16"	2.22"		1.71"	.523"	10	

NOTE: Thread sealant may be white or burnt orange

Male Elbow 69NAB Reference SAE 100202 BA


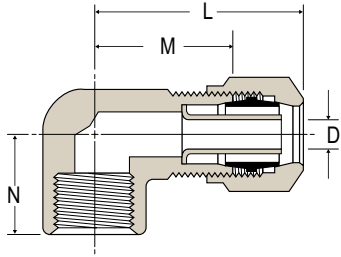


Part #	Tube Size	Pipe Thread	Straight Thread	L	M	N	Flow D	Std. Pkg.
69NAB32VS	3/16"	1/8"	5/16"-24	.90"	.60"	.67"	.087"	10
69NAB34VS		1/4"		.91"	.62"	.87"		10
69NAB42VS	1/4"	1/8"	7/16"-24	.95"	.62"	.66"	.13"	50
69NAB44VS		1/4"		1.00"	.68"	.87"		50
69NAB46VS		3/8"		1.16"	.73"	.86"		10
69NAB62VS	3/8"	1/8"	17/32"-24	1.19"	.73"	.75"	.21"	10
69NAB64VS		1/4"		1.25"	.79"	.92"		25
69NAB66VS		3/8"		1.30"	.84"	.91"		25
69NAB68VS		1/2"		1.40"	.94"	1.10"		10
69NAB84VS	1/2"	1/4"	11/16"-20	1.38"	.86"	.99"	.33"	10
69NAB86VS		3/8"		1.44"	.92"			10
69NAB88VS		1/2"		1.55"	1.03"			1.18"
69NAB106VS	5/8"	3/8"	13/16"-18	1.49"	1.00"	1.05"	.39"	10
69NAB108VS		1/2"		1.58"	1.09"	1.24"		5
69NAB128VS	3/4"	1/2"	1"-18	1.70"	1.19"	1.33"	.52"	5
69NAB1212VS		3/4"		1.77"	1.26"	1.32"		5

NOTE: Thread sealant may be white or burnt orange

D.O.T. Air Brake Fittings-Nylon Tubing

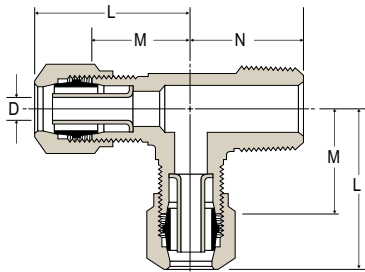
Female Elbow 70NAB Reference SAE 100203 BA



Part #	Tube Size	Pipe Thread	Straight Thread	L	M	N	Flow D	Std. Pkg.
70NAB32	3/16"	1/8"	5/16"-24	.96"	.67"	.52"	.087"	10
70NAB42	1/4"	1/8"	7/16"-24	1.02"	.69"	.52"	.13"	10
70NAB44		1/4"		1.11"	.78"	.71"		50
70NAB62	3/8"	1/8"	17/32"-24	1.29"	.83"	.59"	.21"	50
70NAB64 ¹		1/4"		1.25"	.80"	.58"		10
70NAB66		3/8"		1.39"	.93"	.77"		10
70NAB86	1/2"	3/8"	11/16"-20	1.55"	1.03"	.82"	.33"	25
70NAB88		1/2"		1.65"	1.13"	1.01"		25
70NAB108	5/8"	1/2"	13/16"-18	1.70"	1.19"	1.07"	.39"	10

¹ Rounded elbow - part not as pictured

Male Run Tee 71NAB Reference SAE 100424 BA

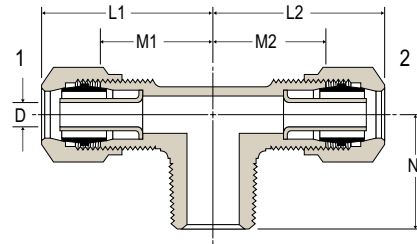



Part #	Tube Size	Pipe Thread	Straight Thread	L	M	N	Flow D	Std. Pkg.
71NAB42VS	1/4"	1/8"	7/16"-24	.95"	.62"	.66"	.13"	10
71NAB44VS		1/4"		1.00"	.68"	.87"		10
71NAB64VS	3/8"	1/4"	17/32"-24	1.25"	.79"	.92"	.21"	10
71NAB66VS		3/8"		1.30"	.84"	.91"		10
71NAB86VS	1/2"	3/8"	11/16"-20	1.45"	.93"	.99"	.33"	10
71NAB88VS		1/2"		1.55"	1.03"	1.18"		10
71NAB108VS	5/8"	1/2"	13/16"-18	1.60"	1.09"	1.24"	.39"	5

NOTE: Thread sealant may be white or burnt orange

D.O.T. Air Brake Fittings - Nylon Tubing

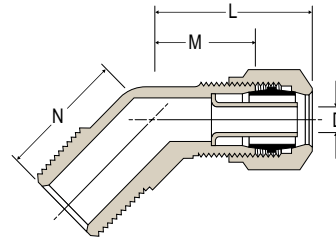

Male Branch Tee 72NAB Reference SAE 100425 BA



Part #	Tube 1	Tube 2	Pipe Thread	Straight Thread	L1	L2	M1	M2	N	Flow D	Std. Pkg.		
72NAB32VS	3/16"	3/16"	1/8"	7/16"-24	.90"	.90"	.61"	.61"	.66"	.087"	10		
72NAB42VS	1/4"	1/4"	1/8"	7/16"-24	.95"	.95"	.62"	.62"	.66"	.13"	10		
72NAB44VS			1/4"		1.00"	1.00"	.68"	.68"			.87"	10	
72NAB62VS	3/8"	3/8"	1/8"	17/32"-24	1.18"	1.18"	.72"	.72"	.75"	.217"	10		
72NAB64VS			1/4"		1.25"	1.25"	.81"	.81"			.92"	.21"	10
72NAB66VS			3/8"		1.30"	1.30"	.84"	.84"			.91"	.21"	10
72NAB84VS	1/2"	1/2"	1/4"	11/16"-20	1.41"	1.41"	.89"	.89"	.99"	.33"	10		
72NAB86VS			3/8"		1.45"	1.45"	.93"	.93"			.99"	10	
72NAB88VS			1/2"		1.55"	1.55"	1.03"	1.03"			1.17"	10	
72NAB108VS	5/8"	5/8"	1/2"	13/16"-18	1.60"	1.60"	1.09"	1.09"	1.24"	.39"	10		

NOTE: Thread sealant may be white or burnt orange

45° Elbow 79NAB Reference SAE 100302 BA



Part #	Tube Size	Pipe Thread	Straight Thread	L	M	N	Flow D	Std. Pkg.
79NAB42VS	1/4"	1/8"	7/16"-24	.81"	.49"	.63"	.13"	10
79NAB44VS		1/4"		.93"	.60"	.85"		10
79NAB62VS	3/8"	1/8"	17/32"-24	1.17"	.71"	.68"	.21"	10
79NAB64VS		1/4"		1.21"	.75"	.94"		10
79NAB66VS		3/8"		1.24"	.78"	1.16"		10
79NAB68VS	1/2"	1/2"	11/16"-20	1.36"	.84"	.94"	.33"	10
79NAB84VS		1/4"		1.39"	.87"	1.16"		10
79NAB86VS		3/8"		1.43"	.94"	.98"		.39"
79NAB88VS	1/2"	1/2"	13/16"-18	1.42"	.93"	1.16"	.39"	5
79NAB106VS		3/8"		1.61"	1.10"	1.18"		.51"
79NAB108VS	5/8"	1/2"	1"-18					

NOTE: Thread sealant may be white or burnt orange

Air Brake Fittings-Rubber Hose

Application

- For use with SAEJ1402 air brake hose in making hose assemblies

Material

- Brass: Alloy 360

Specifications

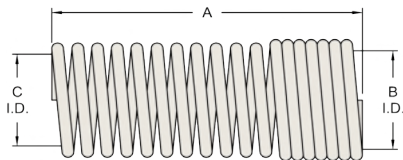
- Working pressure: up to **225 PSI**
- Temperature: **-50°F (45°C) to 212°F (100°C)**

Approvals


- Will meet D.O.T. FMVSS 571-106 standards when used with SAE J1402 Air Brake Hose

Assembly Instructions

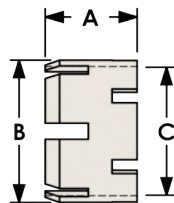
1. Slide nut onto hose
2. Slide sleeve onto hose with tapered edge toward fitting body
3. Firmly bottom the hose into fittings
4. Screw nut onto body until it contacts the fitting's body hex



56RBSG Spring



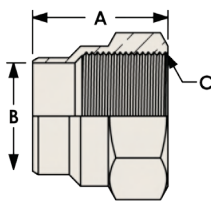
Part #	Hose Size	Length A	B	C	Std. Pkg.
56RBSG-06	3/8"	2.70"	.87"	.87"	5
56RBSG-08	1/2"		.96"	.96"	5



60RB Sleeve



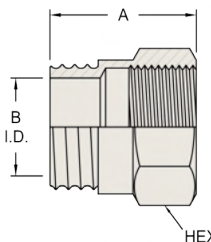
Part #	Hose Size	Length A	B O.D.	C I.D.	Std. Pkg.
60RB-06	3/8"	.64"	.91"	.80"	10
60RB-08	1/2"		1.02"	.92"	5



61RB Nut



Part #	Hose Size	Hex	Length A	I.D. B	Thread C	Std. Pkg.
61RB-06	3/8"	1-1/32"	1.13"	.78"	31/32"-20	10
61RB-08	1/2"	1-1/4"	1.20"	.92"	1-3/32"-20	10



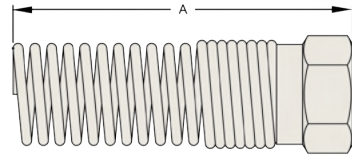

61RBSG Spring Guard Nut



Part #	Hose Size	Straight Thread	Hex	Length A	B	Std. Pkg.
61RBSG-06	3/8"	31/32"-20	1-1/32"	1.20"	.78"	5
61RBSG-08	1/2"	1-3/32"-20	1-1/4"		.92"	5

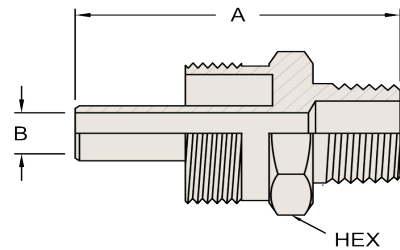

D.O.T. Air Brake Fittings-Rubber Hose

67RBSG Air Brake Hose Nut & Attached Spring



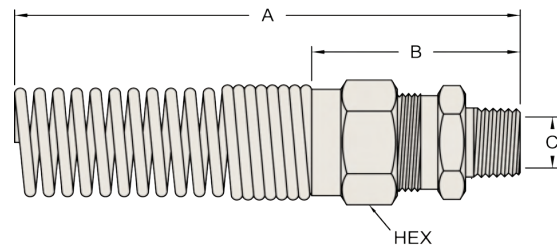

Part #	Hose Size	Length A	Std. Pkg.
67RBSG-06	3/8"	3.55"	5
67RBSG-08	1/2"	3.50"	5

68RB Male Connector Body Only



Part #	Hose Size	Pipe Thread	Straight Thread	Hex	A	B	Std. Pkg.
68RB-0604B	3/8"	1/4"	31/32"-20	31/32"	1.93"	.299"	10
68RB-0606B		3/8"					10
68RB-0608B		1/2"					10
68RB-0806B	1/2"	3/8"	1-3/32"-20	1-1/8"	1.96"	.397"	5
68RB-0808B		1/2"					5

68RBSG Male Connector With Spring Guard



Part #	Hose Size	Pipe Thread	Hex	A	B	C	Std. Pkg.
68RBSG-0604	3/8"	1/4"	1-1/16"	4.69"	1.96"	.299"	2
68RBSG-0606		3/8"		4.8"	2.05"		2
68RBSG-0608		1/2"		4.9"	2.15"		2
68RBSG-0806	1/2"	3/8"	1-1/4"	5.0"	2.00"	.397"	2
68RBSG-0808		1/2"		5.25"	2.25"		2

Lead-Free

What is the lead-free requirement?

In 2011, the Reduction of Lead in Drinking Water Act was signed into law. The Act reduced the lead content allowed in drinking water systems and plumbing materials by changing the definition of "Lead-Free" in Section 1417 of the Safe Drinking Water Act (SDWA). The new law went into effect January 4th 2014.

Definition of "Lead-Free"

The term "lead-free" was updated from not more than 8% lead content to mean "not more than a weighted average of 0.25% lead when used with respect to wetted surfaces of pipes, pipe fittings, plumbing fittings and fixtures."

Lead-Free Exemptions

The new requirement does not apply to pipes, pipe fittings, plumbing fittings, or fixtures, including back flow preventers, that are used exclusively for non-potable services, such as manufacturing, industrial processing, irrigation, outdoor watering, or any other uses where the water is not anticipated to be used for human consumption.

Dixon Brass Standard Brass Parts

Our brass parts are machined from Brass Alloy CDA 353, 360 or 377. The lead content is 2.5% to 3.7%. Our brass shape products are produced from Alloy C3604B with a lead content of 1.8% - 3.7%. These brass alloys do not meet the low lead requirements as stated in the Safe Drinking Water Act. Dixon Brass parts are within the acceptable level for leaded brass rod for the RoHS Directive 2011/65/EU, so long as an exemption remains valid under EU law. The exemption is Annex 6(C) for copper alloy containing up to 4% lead by weight. Dixon Brass parts are also Mercury free.

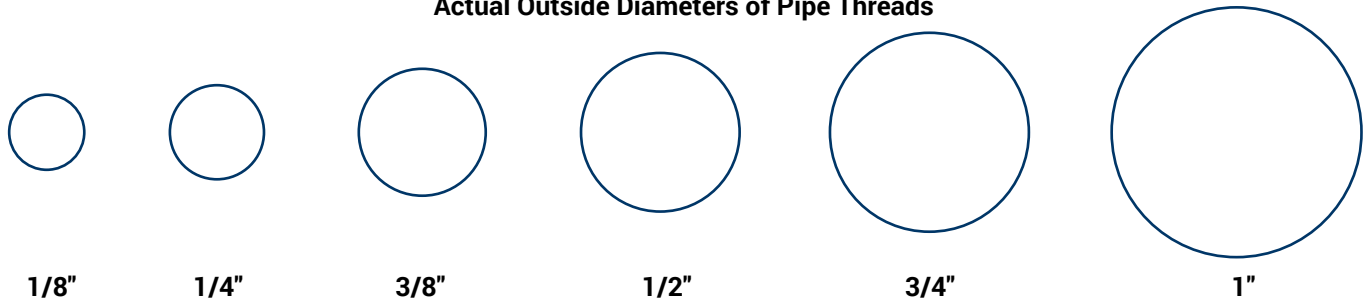
The "LF" option in the catalog

We are offering select products with a "lead free" option. These will be denoted with an "LF" behind the standard part number. The "LF" option products will be functionally the same as our brass option, but the design and dimensions may be modified. All parts with the "LF" option will have $\leq 0.25\%$ lead and will meet the definition of "lead free" in Section 1417 of the Safe Water Drinking Act. Please contact Dixon if you require additional "lead free" products beyond those listed in our catalog.

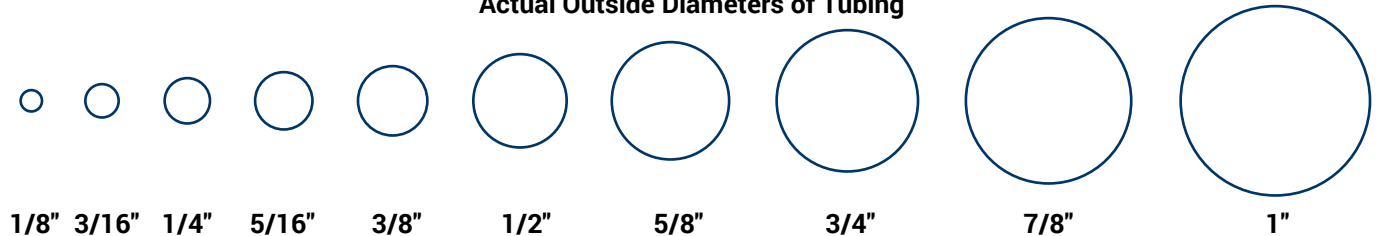


Size Comparisons

Actual Outside Diameters of Pipe Threads



Actual Outside Diameters of Tubing



Male Thread Profiles



Threading Information

Abbreviation	System Name	Compatibility	Seal Method
BSPP	British Standard Pipe Parallel	male BSPP with female BSPP	washer
		female BSPP with male BSPP	washer
		female BSPP with male BSPT	washer
BSPT _r	British Standard Pipe Taper	male BSPT _r with female BSPT _r	thread
		male BSPT _r with female BSPP	washer
		female BSPT _r with male BSPT _r female BSPT _r not compatible with male BSPP	thread
CHT	American Standard Fire Hose Thread (1" National Hose Thread is Chemical Hose Thread, also known as Booster Hose Thread)	1" male NH (NST) with 1" female NH (NST)	washer
		1" female NH (NST) with 1" male NH (NST)	washer
		1" thread is used on both 3/4" hose & 1" hose	not compatible
GHT	Garden Hose Thread	male GHT with female GHT	washer
		female GHT with male GHT	washer
		thread is same for all size hose	not compatible
IPST	Iron Pipe Straight Thread	generic name for Straight Pipe Thread see NPSH for compatibility	washer
IPT	Iron Pipe Thread	generic name for All Pipe Thread	more information required
JIC	Joint Industrial Committee	used with other mating JIC threads	mechanical
NH or NST	American Standard Fire Hose Coupling Thread (National Hose thread also known as National Standard Thread)	male NH (NST) with female NH (NST) female NH (NST) with male NH (NST) thread pitch and diameters of fire threads may vary according to local and municipal regulations not compatible with other systems	washer
NPT	American Standard Taper Pipe Thread (National Pipe Tapered)	male NPT with female NPT	thread
		male NPT with female NPTF	thread
		male NPT with female NPSM	washer
		male NPT with female NPSH	washer
		female NPT with male NPT	thread
		female NPT with male NPTF female NPT not compatible with male NPSM or male NPSH	thread
NPTF	American Standard Taper Pipe Fuel Dryseal Thread (National Pipe Tapered Dryseal)	male NPTF with female NPTF	thread
		male NPTF with female NPT	thread
		male NPTF with female NPSM	washer
		male NPTF with female NPSH	washer
		female NPTF with male NPTF	thread
		female NPTF with male NPT	thread
		female NPTF with male NPSM or NPSH NPTF with NPTF threads do not require sealant for the initial use, after that, sealant is required	not compatible
NPSH	American Standard Straight Pipe for Hose Couplings (National Pipe Straight Hose)	male NPSH with female NPSH	washer
		female NPSH with male NPSH	washer
		female NPSH with male NPT	washer
		female NPSH with male NPTF	washer
		female NPSH with male NPSM	washer
NPSM	American Standard Straight Mechanical Joints (National Pipe Straight Mechanical)	male NPSM with female NPSM	Seal can be either mechanical or washer. Mating fittings must be of same type.
		male NPSM with female NPSH	
		female NPSM with male NPSM	
		female NPSM with male NPT	
		female NPSM with male NPTF	
SIPT	Straight Iron Pipe Thread	generic name for Straight Pipe Thread	washer
TIPT	Tapered Iron Pipe Thread	generic name for Tapered Pipe Thread	thread
NYC	NYC Fire Department	straight thread used in New York City	washer
Chicago	Chicago Fire Department	straight thread used in Chicago	washer

0010055C	47	1022016C	2	1050604C	5	1290808SS	7
0010260C	47	1022416C	2	1050606C	5	1291006C	6
0010860C	47	1022420C	2	1050806C	5	1291008C	6
1020202C	2	1030402C	3	1050808C	5	1291208C	6
1020204C	2	1030404C	3	1051008C	5	1291208SS	7
1020302C	2	1030406C	3	1051204C	5	1291212C	6
1020302CLF	2	1030504C	3	1051208C	5	1291212SS	7
1020304C	2	1030604C	3	1240202K	5	1291612C	6
1020402BSPT	3	1030606C	3	1240302K	5	1291616C	6
1020402C	2	1030806C	3	1240304K	5	1340402C	7
1020402CLF	2	1030808C	3	1240402K	5	1340404C	7
1020404BSPT	3	1031008C	3	1240404K	5	1340604C	7
1020404C	2	1031204C	3	1240406K	5	1340606C	7
1020404CLF	2	1031208C	3	1240504K	5	1340804C	7
1020406C	2	1031212C	3	1240506K	5	1340806C	7
1020408C	2	1031616C	3	1240604K	5	1340808C	7
1020502C	2	1040202C	4	1240606K	5	1341212C	7
1020502CLF	2	1040204C	4	1240608K	5	1390402C	7
1020504C	2	1040302C	4	1240806K	5	1390404C	7
1020504CLF	2	1040304C	4	1240808K	5	1390602C	7
1020506C	2	1040402C	4	1241212K	5	1390604C	7
1020602C	2	1040404C	4	1260202C	6	1390606C	7
1020602CLF	2	1040404CLF	4	1260302C	6	1390804C	7
1020604BSPT	3	1040404SS	4	1260304C	6	1390806C	7
1020604C	2	1040406C	4	1260402C	6	1390808C	7
1020604CLF	2	1040408C	4	1260404C	6	1391208C	7
1020606BSPT	3	1040502C	4	1260406C	6	1420307C	8
1020606C	2	1040504C	4	1260504C	6	1420407C	8
1020606CLF	2	1040506C	4	1260604C	6	1420410C	8
1020608BSPT	3	1040602C	4	1260606C	6	1420508C	8
1020608C	2	1040604C	4	1260608C	6	1420610C	8
1020608CLF	2	1040604CLF	4	1260806C	6	1420612C	8
1020612C	2	1040604SS	4	1260808C	6	1420812C	8
1020804C	2	1040606C	4	1261212C	6	1430307K	8
1020804CLF	2	1040606CLF	4	1290302C	6	1430407K	8
1020806BSPT	3	1040606SS	4	1290402C	6	1430407KLF	8
1020806C	2	1040608C	4	1290402SS	7	1430408K	8
1020806CLF	2	1040608CLF	4	1290404C	6	1430508K	8
1020808BSPT	3	1040612C	4	1290404CLF	6	1430612K	8
1020808C	2	1040804C	4	1290404SS	7	1430812K	8
1020808CLF	2	1040806C	4	1290406C	6	1430814K	8
1020812C	2	1040808C	4	1290502C	6	1440306K	8
1021006C	2	1040808CLF	4	1290504C	6	1440410K	8
1021008C	2	1040808SS	4	1290506C	6	1440510K	8
1021008CLF	2	1040812C	4	1290602C	6	1440610K	8
1021012C	2	1041006C	4	1290604C	6	1440812K	8
1021206C	2	1041008C	4	1290604CLF	6	1441217K	8
1021208C	2	1041012C	4	1290604SS	7	1450609K	9
1021212BSPT	3	1041208C	4	1290606C	6	1451217K	9
1021212C	2	1041212C	4	1290606CLF	6	1520306K	12
1021212CLF	2	1041612C	4	1290606SS	7	1520309K	12
1021608C	2	1041616C	4	1290608C	6	1520409K	12
1021612C	2	1041616CLF	4	1290804C	6	1520509K	12
1021616BSPT	3	1042016C	4	1290804SS	7	1520609K	12
1021616C	2	1050404C	5	1290806C	6	1540306K	12
1021620C	2	1050406C	5	1290806SS	7	1540309K	12
1022012C	2	1050504C	5	1290808C	6	1540409K	12

Part Number Index

1540509K	12	1660430C	28	1720202C	29	1781612C	10
1540609K	12	1660430CLF	28	1720402C	29	1781616C	10, 42
1560902C	12	1660435C	28	1720404C	29	1790202C	11
1560904C	12	1660440C	28	1720604C	29	1790303C	11
1560906C	12	1660440CLF	28	1720606C	29	1790402C	11
1560909C	13	1660450C	28	1720608C	29	1790404C	11
1580902C	13	1660615C	28	1720806C	29	1790404CLF	11
1580904C	13	1660620C	28	1720808C	29	1790404SS	11
1580906C	13	1660625C	28	1721212C	29	1790505C	11
1580909C	13	1660630C	28	172C-0202	54	1790604BARB	11
1630200C	27	1660635C	28	172C-0302	54	1790604C	11
1630200CLF	27	1660640C	28	172C-0402	54	1790606C	11
1630400C	27	1660815C	28	172C-0404	54	1790606CLF	11
1630400CLF	27	1660820C	28	172C-0602	54	1790606SS	11
1630600C	27	1660825C	28	172C-0604	54	1790806C	11
1630800C	27	1660830C	28	172C-0606	54	1790808C	11
1631200C	27	1660835C	28	172C-0806	54	1790808SS	11
1631600C	27	1660840C	28	1740404C	29	1791010C	11
164C-02	52	1661220C	28	1740606C	29	1791208C	11
164C-04	52	1661225C	28	1740808C	29	1791212C	11
164C-05	52	1661230C	28	1760202C	30	179C-0402	54
164C-06	52	1661235C	28	1760404C	30	179C-0404	54
164C-06-06-04	52	1690202C	29	1760606C	30	179C-0602	54
164C-08	52	1690404C	29	1760808C	30	179C-0604	54
164C-08-08-06	52	1690606C	29	176C-0402	54	179C-0606	54
164C-10	52	1690808C	29	1770402C	9	179C-0806	54
164C-12	52	169C-0302	53	1770404C	9	1800408F	15
1650202C	27	169C-0304	53	1770404SS	9	1800408FSS	15
1650202CLF	28	169C-0402	53	1770505C	9	1800409F	15
1650404C	27	169C-0404	53	1770604C	9	1800409FSS	15
1650404CLF	28	169C-0406	53	1770606C	9	1800410F	15
1650606C	27	169C-0502	53	1770606SS	9	1800410FSS	15
1650606CLF	28	169C-0504	53	1770806C	9	1800509F	15
1650808C	27	169C-0506	53	1770808C	9	1800509FSS	15
1650808CLF	28	169C-0602	53	1770808SS	9	1800510F	15
1651212C	27	169C-0604	53	1771010C	9	1800510FSS	15
1651212CLF	28	169C-0606	53	1771208C	9	1800511F	15
1651616C	27	169C-0608	53	1771212C	9	1800610F	15
165C-02	52	169C-0804	53	177C-0402	54	1800610FSS	15
165C-03	52	169C-0806	53	1780202C	10	1800611F	15
165C-04	52	169C-0808	53	1780303C	10	1800611FSS	15
165C-05	52	169C-1008	53	1780402C	10	1800612F	15
165C-06	52	169C-1208	53	1780404C	10	1800612FSS	15
165C-07	52	169C-1212	53	1780404CLF	10	1800814F	15
165C-08	52	170C-0202	53	1780505C	10	1800814FSS	15
165C-10	52	170C-0302	53	1780604C	10	1800815F	15
165C-12	52	170C-0402	53	1780606C	10	1800815FSS	15
1660215C	28	170C-0404	53	1780606CLF	10	1800816F	15
1660220C	28	170C-0604	53	1780804C	10	1820402S	15
1660225C	28	170C-0606	53	1780806C	10	1820402SS	15
1660230C	28	170C-0704	53	1780808C	10, 42	1820404S	15
1660235C	28	170C-0806	53	1780808CLF	10	1820404SS	15
1660240C	28	171C-0202	53	1781006C	10	1820406S	15
1660415C	28	171C-0302	53	1781008C	10	1820504S	15
1660415CLF	28	171C-0402	53	1781010C	10, 42	1820504SS	15
1660420C	28	171C-0404	53	1781208C	10	1820506S	15
1660425C	28	171C-0604	53	1781212C	10, 42	1820604S	15

1820604SS.....	15	1838164K.....	16	2280202C.....	31	2720812C.....	20
1820606S.....	15	1838166K.....	16	2280404C.....	31	2721000W.....	19
1820606SS.....	15	1838168K.....	16	2280606C.....	31	2721006C.....	20
1820608S.....	15	1840404A.....	17	2280808C.....	31	2721008C.....	20
1820804S.....	15	1840406A.....	17	2281212C.....	31	2721012C.....	20
1820806S.....	15	1840504A.....	17	264C-03.....	52	2721200W.....	19
1820806SS.....	15	1840604A.....	17	268B0402.....	18	2721208C.....	20
1820808S.....	15	1840606A.....	17	268B0404.....	18	2721208SS.....	20
1820808SS.....	15	1840808A.....	17	268B0502.....	18	2721212C.....	20
1834082K.....	16	1854084K.....	17	268B0504.....	18	2721212SS.....	20
1834082KSS.....	16	1854086K.....	17	268B0602.....	18	2721600W.....	19
1834084K.....	16	1854094K.....	17	268B0604.....	18	2721612C.....	20
1834084KSS.....	16	1854096K.....	17	268B0606.....	18	2721616C.....	20
1834086K.....	16	1854104K.....	17	268B0806.....	18	2721616SS.....	20
1834092K.....	16	1854106K.....	17	268B0808.....	18	2730402C.....	21
1834092KSS.....	16	1855094K.....	17	268B1008.....	18	2730404C.....	21
1834094K.....	16	1855104K.....	17	268B1208.....	18	2730602C.....	21
1834094KSS.....	16	1855114K.....	17	268B1212.....	18	2730604C.....	21
1834096K.....	16	1856104K.....	17	269C-0202.....	53	2730606C.....	21
1834102K.....	16	1856106K.....	17	270AT.....	19	2730806C.....	21
1834102KSS.....	16	1856114K.....	17	2710402C.....	19	2730808C.....	21
1834104K.....	16	1856116K.....	17	2710404C.....	19	2731208C.....	21
1834104KSS.....	16	1856124K.....	17	2710604C.....	19	2731212C.....	21
1834106K.....	16	1856126K.....	17	2710606C.....	19	2740402C.....	21
1835094K.....	16	1858148K.....	17	2710806C.....	19	2740404C.....	21
1835094KSS.....	16	1858158K.....	17	2710808C.....	19	2740406C.....	21
1835096K.....	16	1858168K.....	17	2711212C.....	19	2740502C.....	21
1835104K.....	16	1860404S.....	18	2720400W.....	19	2740504C.....	21
1835104KSS.....	16	1860606S.....	18	2720402C.....	20	2740602C.....	21
1835106K.....	16	1870408K.....	18	2720402CLF.....	20	2740604C.....	21
1835114K.....	16	1870409K.....	18	2720402SS.....	20	2740606C.....	21
1835116K.....	16	1870410K.....	18	2720404C.....	20	2740608C.....	21
1836104K.....	16	1870610K.....	18	2720404CLF.....	20	2740612C.....	21
1836104KSS.....	16	1870611K.....	18	2720404SS.....	20	2740804C.....	21
1836106K.....	16	1870612K.....	18	2720406C.....	20	2740806C.....	21
1836106KSS.....	16	207BH12.....	30	2720500W.....	19	2740808C.....	21
1836108K.....	16	207BH2.....	30	2720502C.....	20	2740812C.....	21
1836114K.....	16	207BH4.....	30	2720504C.....	20	2741006C.....	21
1836114KSS.....	16	207BH4S.....	30	2720600W.....	19	2741008C.....	21
1836116K.....	16	207BH6.....	30	2720602C.....	20	2741012C.....	21
1836116KSS.....	16	207BH8.....	30	2720604C.....	20	2741208C.....	21
1836118K.....	16	207BH8-6.....	30	2720604CLF.....	20	2741212C.....	21
1836124K.....	16	2110200C.....	30	2720604SS.....	20	2741612C.....	21
1836124KSS.....	16	2110400C.....	30	2720606C.....	20	2741616C.....	21
1836126K.....	16	2110600C.....	30	2720606CLF.....	20	2780402C.....	23
1836126KSS.....	16	2110800C.....	30	2720606SS.....	20	2780404C.....	23
1836128K.....	16	2111200C.....	30	2720608C.....	20	2780406C.....	23
1838144K.....	16	2130200CLF.....	31	2720612C.....	20	2780604C.....	23
1838146K.....	16	2130400CLF.....	31	2720800W.....	19	2780606C.....	23
1838146KSS.....	16	2130600CLF.....	31	2720804C.....	20	2780608C.....	23
1838148K.....	16	2130800CLF.....	31	2720804SS.....	20	2780808C.....	23
1838148KSS.....	16	2131200CLF.....	31	2720806C.....	20	2780812C.....	23
1838154K.....	16	2190200C.....	31	2720806CLF.....	20	2781012C.....	23
1838156K.....	16	2190400C.....	31	2720806SS.....	20	2781212C.....	23
1838156KSS.....	16	2190600C.....	31	2720808C.....	20	2800402C.....	23
1838158K.....	16	2190800C.....	31	2720808CLF.....	20	2800404C.....	23
1838158KSS.....	16	2191200C.....	31	2720808SS.....	20	2800604C.....	23

Part Number Index

2800606C	23	2920406C	26	3220606C	34	3750404CLF	37
2800608C	23	2920407C	26	3220606CLF	34	3750602C	37
2800808C	23	2920408C	26	3220808C	34	3750604C	37
2801008C	23	2920508C	26	3221212C	34	3750604CLF	37
2801212C	23	2920608C	26	3240202C	34	3750606C	37
2820407C	23	2920610C	26	3240404C	34	3750804C	37
2820408C	23	2920812C	26	3240606C	34	3750806C	37
2820610C	23	2940403C	26	3240808C	34	3750808C	37
2820812C	23	2940404C	26	3241212C	34	3750808CLF	37
2821014C	23	2940404SS	26	3260202C	35	3751206C	37
2821217C	23	2940405C	26	3260404C	35	3751208C	37
2840410C	24	2940606C	26	3260404CLF	35	3751212C	37
2840510C	24	2940606SS	26	3260606C	35	3751212CLF	37
2840610C	24	2940808C	26	3260808C	35	3770402C	37
2841217C	24	2940808SS	26	3261212C	35	3770602C	37
2860407C	24	2941010C	26	3700202C	35	3770604C	37
2860408C	24	2941212C	26	3700202CLF	35	3770804C	37
2860409C	24	2941212SS	26	3700404C	35	3770806C	37
2860609C	24	2960404C	27	3700404CLF	35	3770806CLF	37
2860812C	24	2960404SS	27	3700606C	35	3771206C	37
2861014C	24	2960505C	27	3700606CLF	35	3771208C	37
2861217C	24	2960606C	27	3700808C	35	3771208CLF	37
2870407C	24	2960606SS	27	3700808CLF	35	3790402C	37
2870407CLF	24	2960808C	27	3701212C	35	3790602C	37
2870407SS	25	2960808SS	27	3701616C	35	3790604C	37
2870408C	24	2961010C	27	3710202C	36	3790804C	37
2870608C	24	2961212C	27	3710202CLF	36	3790806C	37
2870612C	24	2961616C	27	3710404C	36	3791208C	37
2870812C	24	3020202C	32	3710404CLF	36	500AN4	38
2870812SS	25	3020404C	32	3710606C	36	500AN7	38
2870814C	24	3020606C	32	3710606CLF	36	500BFP	38
2871014C	24	3020606CLF	32	3710808C	36	500GH4VBK	38
2871214C	24	3020808C	32	3710808CLF	36	500GHV	38
2880409C	25	3020808CLF	32	3711212C	36	500GHY	38
2880509C	25	3021212C	32	3730402C	36	500QCF	38
2880609C	25	3040202C	33	3730402CLF	36	500QCFSS	38
2880609SS	25	3040202CLF	33	3730602C	36	500QCFV	38
2880809C	25	3040402C	33	3730604C	36	500QCFVOR	38
2881217C	25	3040404C	33	3730604CLF	36	500QCFVSG	38
2881217SS	25	3040404CLF	33	3730802C	36	500QCK	38
2881621C	25	3040604C	33	3730804C	36	500QCKSS	38
2881621SS	25	3040606C	33	3730804CLF	36	500QCKV	38
2890407C	25	3040606CLF	33	3730806C	36	500QCM	38
2890407CSAE	25	3040806C	33	3730806CLF	36	500QCMSS	38
2890609C	25	3040808C	33	3731202C	36	500QCSG	38
2890610CSAE	25	3040808CLF	33	3731204C	36	500YC	38
2890812C	25	3041208C	33	3731206C	36	5011202C	39
2891217C	25	3041212C	33	3731208C	36	5011204C	39
2900406C	26	3060202C	33	3731208CLF	36	5011206C	39
2900407C	26	3060404C	33	3731604C	36	5011208C	39
2900408C	26	3060606C	33	3731606C	36	5011208SS	39
2900508C	26	3060808C	33	3731608C	36	5011212C	39
2900510C	26	3061212C	33	3731612C	36	5011212SS	39
2900608C	26	3220202C	34	3750202C	37	5021208C	39
2900610C	26	3220202CLF	34	3750402C	37	5021208CLF	39
2900812C	26	3220404C	34	3750402CLF	37	5021208SS	39
2901014C	26	3220404CLF	34	3750404C	37	5021212C	39

5021212CLF	39	5871010K	43	5931212CLF	45	61RB-06	63
5021212SS	39	5871212K	43	5931616C	45	61RB-08	63
5031206C	40	5880812C	43	5940812C	45	61RBSG-06	63
5031208C	40	5881012C	43	5941012C	45	61RBSG-08	63
5031208SS	40	5881212C	43	5941212C	45	62C-02	50
5031212C	40	5890808K	43	5941212CLF	45	62C-03	50
5031212SS	40	5891010K	43	5941616C	45	62C-04	50
5041204C	40	5891212K	43	5950808K	45	62C-0403	50
5041206C	40	5900612C	44	5951010K	45	62C-05	50
5041208C	40	5900812C	44	5951212K	45	62C-06	50
5041208SS	40	5900812CLF	44	5951212KLF	45	62C-0604	50
5041212C	40	5900812SS	44	5951616K	45	62C-07	50
5041212SS	40	5901012C	44	60C-02	49	62C-08	50
5061212C	40	5901012CLF	44	60C-03	49	62C-0806	50
5061212CLF	40	5901012SS	44	60C-04	49	62C-10	50
5071204C	41	5901212C	44	60C-05	49	62C-1006	50
5071206C	41	5901212CLF	44	60C-06	49	62C-12	50
5071208C	41	5901212SS	44	60C-07	49	62C-14	50
5071208SS	41	5901612C	44	60C-08	49	62CBH-04	50
5071212C	41	5901616C	44	60C-10	49	62CBH-06	50
5071212CLF	41	5901616CLF	44	60C-12	49	62NAB10	57
5071212SS	41	5910612C	44	60C-14	49	62NAB12	57
5081206C	41	5910812C	44	60NAB10	56	62NAB4	57
5081208C	41	5910812CLF	44	60NAB12	56	62NAB6	57
5081208CLF	41	5910812SS	44	60NAB3	56	62NAB8	57
5081208SS	41	5911012C	44	60NAB4	56	62NABH4	57
5081212BSPT	41	5911012CLF	44	60NAB6	56	62NABH6	57
5081212C	41	5911012SS	44	60NAB8	56	62NABH8	57
5081212SS	41	5911212C	44	60PT-04	49	62NBH10	57
5081216C	41	5911212CLF	44	60PT-05	49	62NBH3	57
5091212C	41	5911212F	39	60PT-06	49	62NBH4	57
5091212CLF	41	5911212N	39	60PT-08	49	62NBH6	57
5091212SS	41	5911212SS	44	60PT-10	49	62NBH8	57
5091612C	41	5911212W	39	60RB-06	63	62NFBH10	58
5131212C	42	5911212WEPDM	39	60RB-08	63	62NFBH4	58
5141212C	42	5911612C	44	61C-02	49	62NFBH6	58
5141212CLF	42	5911616C	44	61C-03	49	62NFBH8	58
5141212SS	42	5911616CLF	44	61C-04	49	639C-04	55
56RBSG-06	63	5911616N	39	61C-05	49	63NAB10	58
56RBSG-08	63	5911616W	39	61C-06	49	63NAB12	58
5720812C	22	5911616WEPDM	39	61C-07	49	63NAB4	58
5721012C	22	5920606K	44	61C-08	49	63NAB6	58
5721212C	22	5920808K	44	61C-10	49	63NAB8	58
5740812C	22	5920808KLF	44	61C-12	49	63PT-0216	50
5741012C	22	5920808KSS	44	61C-14	49	63PT-0223	50
5741212C	22	5921010K	44	61CL-04	49	63PT-0325	50
5750808K	22	5921010KLF	44	61CL-05	49	63PT-0340	50
5751010K	22	5921010KSS	44	61CL-06	49	63PT-0440	50
5751212K	22	5921212K	44	61CL-08	49	63PT-0462	50
5850812C	42	5921212KLF	44	61CL-10	49	63PT-0540	50
5851012C	42	5921212KSS	44	61CL-12	49	63PT-0562	50
5851212C	42	5921612K	44	61NAB10	56	63PT-0662	50
5860812C	43	5921616K	44	61NAB12	56	63PT-0862	50
5861012C	43	5921616KLF	44	61NAB3	56	63PT-1062	50
5861012N	39	5930812C	45	61NAB4	56	64NAB10	58
5861212C	43	5931012C	45	61NAB6	56	64NAB4	58
5870808K	43	5931212C	45	61NAB8	56	64NAB6	58

Part Number Index

64NAB8.....	58	68NAB106VS.....	60	71NAB66VS.....	61	GWHC.....	47
65NAB10.....	59	68NAB108VS.....	60	71NAB86VS.....	61	GWHC-FF.....	47
65NAB4.....	59	68NAB1212VS.....	60	71NAB88VS.....	61	GWHZ000.....	47
65NAB6.....	59	68NAB126VS.....	60	72NAB108VS.....	62	GWHZ000R.....	48
65NAB8.....	59	68NAB128VS.....	60	72NAB32VS.....	62	GWHZ045.....	47
66C-0202.....	51	68NAB31VS.....	60	72NAB42VS.....	62	GWHZ045R.....	48
66C-0302.....	51	68NAB32VS.....	60	72NAB44VS.....	62	GWHZ090.....	47
66C-0304.....	51	68NAB34VS.....	60	72NAB62VS.....	62	GWHZ090R.....	48
66C-0402.....	51	68NAB42VS.....	60	72NAB64VS.....	62	GWHZ400.....	47
66C-0404.....	51	68NAB44VS.....	60	72NAB66VS.....	62	GWHZ400R.....	48
66C-0502.....	51	68NAB46VS.....	60	72NAB84VS.....	62	GWHZ445.....	47
66C-0504.....	51	68NAB62VS.....	60	72NAB86VS.....	62	GWHZ445R.....	48
66C-0602.....	51	68NAB64VS.....	60	72NAB88VS.....	62	GWHZ490.....	47
66C-0604.....	51	68NAB66VS.....	60	79NAB106VS.....	62	GWHZ490R.....	48
66C-0606.....	51	68NAB68VS.....	60	79NAB108VS.....	62		
66C-0608.....	51	68NAB84VS.....	60	79NAB128VS.....	62		
66C-0804.....	51	68NAB86VS.....	60	79NAB42VS.....	62		
66C-0806.....	51	68NAB88VS.....	60	79NAB44VS.....	62		
66C-0808.....	51	68RB-0604B.....	64	79NAB62VS.....	62		
66C-1008.....	51	68RB-0606B.....	64	79NAB64VS.....	62		
66NAB106.....	59	68RB-0608B.....	64	79NAB66VS.....	62		
66NAB108.....	59	68RB-0806B.....	64	79NAB68VS.....	62		
66NAB42.....	59	68RB-0808B.....	64	79NAB84VS.....	62		
66NAB44.....	59	68RBSG-0604.....	64	79NAB86VS.....	62		
66NAB62.....	59	68RBSG-0606.....	64	79NAB88VS.....	62		
66NAB64.....	59	68RBSG-0608.....	64	8320605.....	46		
66NAB86.....	59	68RBSG-0806.....	64	8320605H.....	46		
66NAB88.....	59	68RBSG-0808.....	64	8320606.....	46		
66NBH86.....	59	69NAB106VS.....	60	8320606H.....	46		
67RBSG-06.....	64	69NAB108VS.....	60	8320608.....	46		
67RBSG-08.....	64	69NAB1212VS.....	60	8320608H.....	46		
682C-0302.....	55	69NAB128VS.....	60	8320610.....	46		
682C-0606.....	55	69NAB32VS.....	60	8320610H.....	46		
682C-0808.....	55	69NAB34VS.....	60	8320612.....	46		
68C-0202.....	51	69NAB42VS.....	60	8320612H.....	46		
68C-0302.....	51	69NAB44VS.....	60	8320615.....	46		
68C-0304.....	51	69NAB46VS.....	60	8320615H.....	46		
68C-0402.....	51	69NAB62VS.....	60	83304.....	46		
68C-0404.....	51	69NAB64VS.....	60	83304H.....	46		
68C-0406.....	51	69NAB66VS.....	60	83306.....	46		
68C-0408.....	51	69NAB68VS.....	60	83306H.....	46		
68C-0502.....	51	69NAB84VS.....	60	GWH0800.....	47		
68C-0504.....	51	69NAB86VS.....	60	GWH0800S.....	47		
68C-0602.....	51	69NAB88VS.....	60	GWH1200.....	47		
68C-0604.....	51	70NAB108.....	61	GWH1200R.....	47		
68C-0606.....	51	70NAB32.....	61	GWH1200S.....	47		
68C-0608.....	51	70NAB42.....	61	GWH1800.....	47		
68C-0704.....	51	70NAB44.....	61	GWH1800R.....	47		
68C-0804.....	51	70NAB62.....	61	GWH1800S.....	47		
68C-0806.....	51	70NAB64.....	61	GWH2400.....	47		
68C-0808.....	51	70NAB66.....	61	GWH2400S.....	47		
68C-1006.....	51	70NAB86.....	61	GWH3600.....	47		
68C-1008.....	51	70NAB88.....	61	GWH3600S.....	47		
68C-1012.....	51	71NAB108VS.....	61	GWH4800.....	47		
68C-1208.....	51	71NAB42VS.....	61	GWH4800S.....	47		
68C-1212.....	51	71NAB44VS.....	61	GWH6000.....	47		
68C-1412.....	51	71NAB64VS.....	61	GWH6000S.....	47		

Limited Warranty

DIXON VALVE AND COUPLING COMPANY, LLC (herein called "Dixon") warrants the products described herein and manufactured by Dixon to be free from defects in material and workmanship for a period of one (1) year from date of shipment by Dixon under normal use and service. Its sole obligation under this warranty being limited to repairing or replacing, as hereinafter provided, at its option any product found to Dixon's satisfaction to be defective upon examination by it, provided that such product shall be returned for inspection to Dixon's factory within three (3) months after discovery of the defect. The repair or replacement of defective products will be made without charge for parts or labor. This warranty shall not apply to: (a) parts or products not manufactured by Dixon, the warranty of such items being limited to the actual warranty extended to Dixon by its supplier; (b) any product that has been subject to abuse, negligence, accident, or misapplication; (c) any product altered or repaired by others than Dixon; and (d) to normal maintenance services and the replacement of service items (such as washers, gaskets, and lubricants) made in connection with such services. To the extent permitted by law, this limited warranty shall extend only to the buyer and any other person reasonably expected to use or consume the goods who is injured in person by any breach of the warranty. No action may be brought against Dixon for an alleged breach of warranty unless such action is instituted within one (1) year from the date the cause of action accrues. This limited warranty shall be construed and enforced to the fullest extent allowable by applicable law.

Other than the obligation of Dixon set forth herein, Dixon disclaims all warranties, express or implied, including but not limited to any implied warranties of merchantability or fitness for a particular purpose, and any other obligation or liability. The foregoing constitutes Dixon's sole obligation with respect to damages, whether direct, incidental, or consequential, resulting from the use or performance of the product.

Some products and sizes may be discontinued when stock is depleted or may require a minimum quantity for ordering.

About This Catalog and Our Products

This catalog is intended as a product offering. It is not a user or technical manual. Information in this catalog is subject to change without notice. We may modify product design and specification without notice and without any obligation to modify or substitute products previously purchased. All users and distributors of products sold through this catalog are strongly encouraged to contact Dixon with questions on use, compatibilities, coupling procedures, and life of product. Our full-time engineering and test staff are always available to recommend uses and to assist distributors and users with questions.



Safety



Safety logos, which appear throughout our catalog, are used as a reminder that the user should carefully review for the appropriateness of the product for the media, application, and environment in which it will be used.

NOTE: Because of the health hazards associated with contamination and lead content in drinking water systems, Dixon couplings, unless otherwise specifically approved, are not recommended for potable water service and should not be used in applications where drinking water will contact the wetted surfaces of the coupling.

All Dixon products are shipped in cartons with the following warning:

"WARNING: This product contains lead, a chemical known to the State of California to cause cancer and birth defects or other reproductive harm."

Trademarks

Delrin® and Zytel® are registered trademarks of E.I. duPont Nemours and Company.

Kalrez® is a registered trademark of DuPont Dow Elastomers.

All other trademarks appearing in the Dixon illustrated price list are the property of their respective owners.

Copyright

Copyright © 2022 by Dixon Valve and Coupling, LLC

All rights reserved. This book is copyrighted material. Use, reproduction or copying of it by anyone other than Dixon® is strictly forbidden without its express written consent.

NOTE: Reasonable care has been taken in preparing this catalog. Dixon Valve & Coupling Company, LLC reserves the right to make corrections.



