



HYDRAULICS

Hydraulic Range

(up to 720 bar)





CEJN – Your Global Partner in Hydraulics

– reliable products with smart solutions for all applications

CEJN is the global quick connect specialist that offers quick couplings and accessories for all types of media as well as custom-made solutions for all types of applications. With more than 50 years' experience of connecting components quickly and safely – our products are, and always have been, synonymous with quality, high performance and safety.

Our product range has, since CEJN was established in 1955, expanded and covers today all types of pressure and media. The range offers products capable of handling hydraulic pressures up to 400 MPa, which makes CEJN world leader of quick connect couplings for extreme high pressures. Our extensive range of products for low/medium pressure hydraulics covers a wide array of sought-after features such as extra locking rings, pressure eliminators, heavy duty materials and durable designs.

Inspiration from all corners of the world has made CEJN the global partner we are today. Our customers benefit from our unbeatable combination of local presence and global resources. CEJN's engineers are on the frontier of quick connect technology and are constantly working on new products and innovative solutions. We thrive on taking solutions to the next level in close cooperation with our customers and their specific requirements and needs. Together, we constantly renew and redefine the boundaries of what is possible.

CONTENT

04	Series X65 – Steel <i>Flat-Face couplings & nipples in 7 body sizes. Meets and exceeds the demands in the ISO 16028 Standard. Made of plated steel with a working pressure of up to 50 MPa.</i>
11	Series X66 – Stainless Steel <i>Flat-Face couplings & nipples in 4 body sizes. Dimensionally in accordance with the ISO 16028 Standard. Made of stainless steel with a working pressure of up to 25 MPa.</i>
15	Series X62 – Steel <i>Flat-Face couplings & nipples in 4 body sizes. Dimensionally in accordance with the ISO 16028 Standard. Made of plated steel with a working pressure of up to 25 MPa.</i>
19	Series X64 – Pressure Relief <i>Flat-Face nipples with pressure eliminator in 5 body sizes. Interchangeable with all ISO 16028 couplings. Made of plated steel with a working pressure of up to 50 MPa.</i>
25	Series 525 – Steel <i>Poppet valve couplings & nipples in 5 body sizes available with and without valve. Made of plated steel with a working pressure of up to 45 MPa. Pressure eliminator as option.</i>
30	Series 526 – Stainless Steel <i>Poppet valve couplings & nipples in 5 body sizes. Made of stainless steel with a working pressure of up to 30 MPa.</i>
35	Classic Range <i>CEJN's classic couplings & nipples in 4 body sizes. Made of plated steel and plated brass/steel with a working pressure of up to 32 MPa.</i>
39	Accessories <i>Snap-Check, Classic Range, X-Series</i>
40	Snap-Check monitoring system <i>Pressure testing system with quick connect couplings & nipples. Working pressure up to 60 MPa. Hose, pressure gauges and accessories.</i>
42	Multi X Range <i>Multiple connections in one step with CEJNs Multi-X range – Advanced technology made easy</i>
47	WEO Plug-In <i>Couplings & Nipples, Swivels and Cartridge</i>

Series 165 – DN 5 Steel

Flat-Face design

- Flat-Face design
- One-hand operated
- Extra security locking

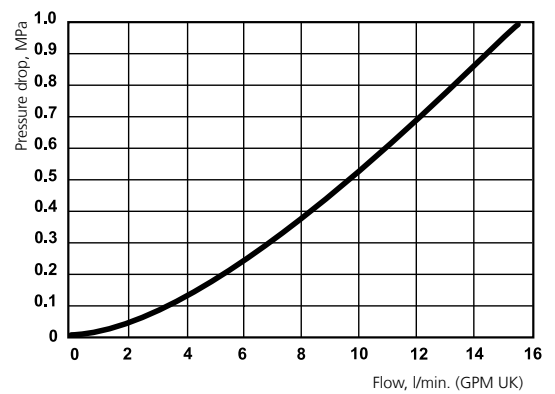
CEJN Series 165 is a Flat-Face quick-connect coupling for low- and medium-pressure hydraulic applications. The Flat-Face design minimizes spillage during connection and disconnection. Series 165 couplings require only one hand for operation, making connection and disconnection fast and easy. Series 165 couplings feature manual security locking as added protection against involuntary disconnection.



The couplings and nipples are also available in five other sizes; DN 6.3 (Series 265), DN 10 (Series 365), DN 12.5 (Series 565), DN 16 (Series 665), DN 19 (Series 765).

TECHNICAL DATA **PRESSURE DROP CHART**

Nominal flow diameter 5.0 mm
Rated flow 3.6 l/min
Max. working pressure connected 72.0 MPa (720 bar)
Max. working pressure disconnected 72.0 MPa (720 bar)
Min. burst pressure connected 180.0 MPa (1800 bar)
Min. burst pressure disconnected 180.0 MPa (1800 bar)
Temperature range -30°C – +100°C
Material coupling Steel (zinc passivation)
Material nipple Hardened steel (zinc passivation)
Material seal Nitrile (NBR), other sealing materials on request
Connectability Without pressure
Disconnection under pressure Not allowed
Rated flow is measured at 0.1 MPa pressure drop.



		Part No.	Connection	Length	Diameter	Hexagon	Seal
COUPLINGS	Female thread	101651201	G 1/8"	47	22	19	NBR
NIPPLES	Female thread	101656201	G 1/8"	36.3	19.3	17	NBR

Thread connections are listed according to ISO Standards. All measurements are in mm. Check with an authorized CEJN distributor for availability and prices. Please visit our website, www.cejn.com, for general maintenance tips.

Series 265 – DN 6.3 Steel

Meets and exceeds the demands in the ISO 16028 Standard

- Flat-Face design
- One-hand operated
- Extra security locking

CEJN Series 265 is a Flat-Face quick-connect coupling according to and exceeding the ISO 16028 Standard for low- and medium-pressure hydraulic applications. The Flat-Face design minimizes spillage during connection and disconnection. Series 265 couplings require only one hand for operation, making connection and disconnection fast and easy. Dust caps are available as accessories for both the coupling and nipple when disconnected to prevent dust and debris from entering the system. Series 265 couplings feature manual security locking as added protection against involuntary disconnection.

The couplings and nipples are also available in other sizes; DN 5 (Series 165), DN 10 (Series 365), DN 12.5 (Series 565), DN 16 (Series 665), DN 19 (Series 765), DN 25 (Series 065). For a stainless steel version see Series 266. Nipples with pressure eliminator available under Series 264.

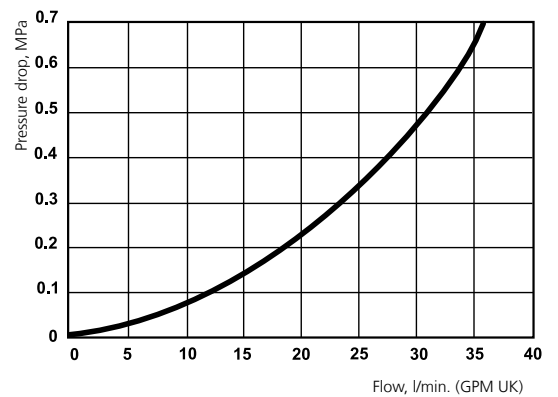


TECHNICAL DATA

Nominal flow diameter	6.3 mm
Rated flow	12 l/min
Max. working pressure connected	50.0 MPa (500 bar)
Max. working pressure disconnected	50.0 MPa (500 bar)
Min. burst pressure connected	150.0 MPa (1500 bar)
Min. burst pressure disconnected	150.0 MPa (1500 bar)
Static pressure applications	Approved to max. working pressure
Dynamic pressure applications	Max. working pressure 31.5 MPa according to ISO 16028
Temperature range	-30°C – +100°C
Material coupling	Steel (zinc passivation)
Material nipple	Hardened steel (zinc passivation)
Material seal	NBR/PUR or FPM, other sealing materials on request
Connectability	Without pressure
Disconnection under pressure	Not allowed

Rated flow is measured at 0.1 MPa pressure drop.

PRESSURE DROP CHART



		Part No.	Connection	Length	Diameter	Hexagon	Seal
COUPLINGS	Female thread	102651102	Rc 1/4"	58.1	27.2	20	NBR
		102651202	G 1/4"	58.1	27.2	21	NBR
		102651212	G 1/4"	58.1	27.2	21	FPM
		102651402	1/4" NPT	58.1	27.2	21	NBR
		102651602	7/16"-20 ORB	58.1	27.2	21	NBR
PUSH-PULL COUPLINGS	Female thread	102651282	G 1/4"	58.1	27.2	21	NBR
NIPPLES	Female thread	102656102	Rc 1/4"	48.7	25.4	21	NBR/PUR
		102656202	G 1/4"	48.7	25.4	21	NBR/PUR
		102656212	G 1/4"	48.7	25.4	21	FPM
		102656402	1/4" NPT	48.7	25.4	21	NBR/PUR
		102656602	7/16"-20 ORB	48.7	25.4	21	NBR/PUR

Thread connections are listed according to ISO Standards. All measurements are in mm. Check with an authorized CEJN distributor for availability and prices. Please visit our website, www.cejn.com, for general maintenance tips.

Series 365 – DN 10 Steel

Meets and exceeds the demands in the ISO 16028 Standard

- Flat-Face design
- One-hand operated
- Extra security locking

CEJN Series 365 is a Flat-Face quick-connect coupling according to and exceeding the ISO 16028 Standard for low- and medium-pressure hydraulic applications. The Flat-Face design minimizes spillage during connection and disconnection. Series 365 couplings require only one hand for operation, making connection and disconnection fast and easy. Dust caps are available as accessories for both the coupling and nipple when disconnected to prevent dust and debris from entering the system. Series 365 couplings feature manual security locking as added protection against involuntary disconnection.

The couplings and nipples are also available in other sizes; DN 5 (Series 165), DN 6.3 (Series 265), DN 12.5 (Series 565), DN 16 (Series 665), DN 19 (Series 765), DN 25 (Series 065). For a stainless steel version see Series 366. Nipples with pressure eliminator available under Series 364.

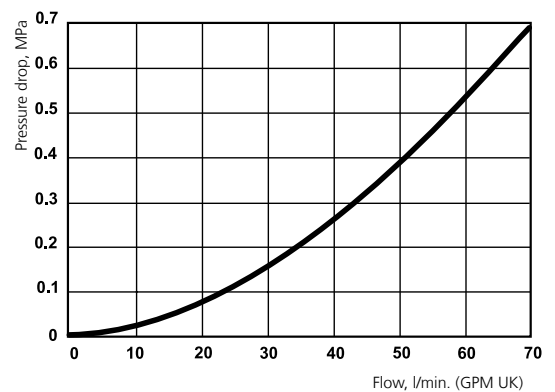


TECHNICAL DATA

Nominal flow diameter	10 mm
Rated flow	23 l/min
Max. working pressure connected	40.0 MPa (400 bar)
Max. working pressure disconnected	40.0 MPa (400 bar)
Min. burst pressure connected	120.0 MPa (1200 bar)
Min. burst pressure disconnected	120.0 MPa (1200 bar)
Static pressure applications	Approved to max. working pressure
Dynamic pressure applications	Max. working pressure 25 MPa according to ISO 16028
Temperature range	-30°C – +100°C
Material coupling	Steel (zinc passivation)
Material nipple	Hardened steel (zinc passivation)
Material seal	NBR/PUR or FPM, other sealing materials on request
Connectability	Without pressure
Disconnection under pressure	Not allowed

Rated flow is measured at 0.1 MPa pressure drop.

PRESSURE DROP CHART



		Part No.	Connection	Length	Diameter	Hexagon	Seal
COUPLINGS	Female thread	103651104	Rc 3/8"	67.5	31.2	25	NBR
		103651204	G 3/8"	67.5	31.2	24	NBR
		103651214	G 3/8"	67.5	31.2	24	FPM
		103651205	G 1/2"	67.5	31.2	27	NBR
		103651215	G 1/2"	67.5	31.2	24	FPM
		103651404	3/8" NPT	67.5	31.2	24	NBR
		103651604	9/16"-18 ORB	67.5	31.2	24	NBR
		103651284	G 3/8"	67.5	31.2	24	NBR
PUSH-PULL COUPLINGS	Female thread	103651284	G 3/8"	67.5	31.2	24	NBR
		103651284	G 3/8"	67.5	31.2	24	NBR
NIPPLES	Female thread	103656104	Rc 3/8"	55.2	28	25	NBR/PUR
		103656204	G 3/8"	55.1	28.5	24	NBR/PUR
		103656214	G 3/8"	55.1	28.5	24	FPM
		103656205	G 1/2"	55.1	30.4	27	NBR/PUR
		103656215	G 1/2"	55.1	28.5	24	FPM
		103656404	3/8" NPT	55.1	28.5	24	NBR/PUR
		103656604	9/16"-18 ORB	55.1	28.5	24	NBR/PUR
		103656604	9/16"-18 ORB	55.1	28.5	24	NBR/PUR

Thread connections are listed according to ISO Standards. All measurements are in mm. Check with an authorized CEJN distributor for availability and prices. Please visit our website, www.cejn.com, for general maintenance tips.

Series 565 – DN 12.5 Steel

Meets and exceeds the demands in the ISO 16028 Standard

- Flat-Face design
- One-hand operated
- Extra security locking

CEJN Series 565 is a Flat-Face quick-connect coupling according to and exceeding the ISO 16028 Standard for low- and medium-pressure hydraulic applications. The Flat-Face design minimizes spillage during connection and disconnection. Series 565 couplings require only one hand for operation, making connection and disconnection fast and easy. Dust caps are available as accessories for both the coupling and nipple when disconnected to prevent dust and debris from entering the system. Series 565 couplings feature manual security locking as added protection against involuntary disconnection.

The couplings and nipples are also available in other sizes; DN 5 (Series 165), DN 6.3 (Series 265), DN 10 (Series 365), DN 16 (Series 665), DN 19 (Series 765), DN 25 (065). For a stainless steel version see Series 566. Nipples with pressure eliminator available under Series 564.

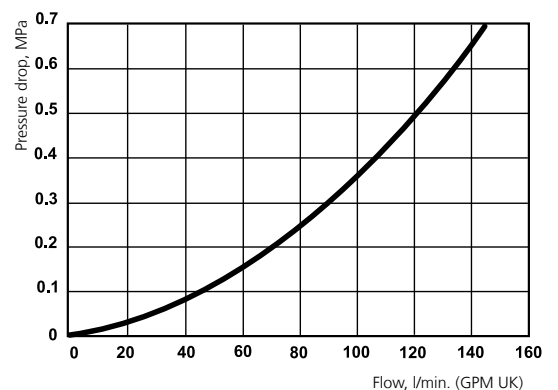


TECHNICAL DATA

Nominal flow diameter	12.5 mm
Rated flow	45 l/min
Max. working pressure connected	40.0 MPa (400 bar)
Max. working pressure disconnected	40.0 MPa (400 bar)
Min. burst pressure connected	120.0 MPa (1200 bar)
Min. burst pressure disconnected	120.0 MPa (1200 bar)
Static pressure applications	Approved to max. working pressure
Dynamic pressure applications	Max. working pressure 25 MPa according to ISO 16028
Temperature range	-30°C – +100°C
Material coupling	Steel (zinc passivation)
Material nipple	Hardened steel (zinc passivation)
Material seal	NBR/PUR or FPM, other sealing materials on request
Connectability	Without pressure
Disconnection under pressure	Not allowed

Rated flow is measured at 0.1 MPa pressure drop.

PRESSURE DROP CHART



		Part No.	Connection	Length	Diameter	Hexagon	Seal
COUPLINGS	Female thread	105651105	Rc 1/2"	74.8	38.2	32	NBR
		105651205	G 1/2"	74.8	38.2	32	NBR
		105651215	G 1/2"	74.8	38.2	32	FPM
		105651207	G 3/4"	76.3	38.2	33	NBR
		105651217	G 3/4"	76.3	38.2	33	FPM
		105651405	1/2" NPT	74.8	38.2	32	NBR
		105651605	3/4"-16 ORB	74.9	38.2	32	NBR
PUSH-PULL COUPLINGS	Female thread	105651285	G 1/2"	74.8	38.2	32	NBR
NIPPLES	Female thread	105656105	Rc 1/2"	71.4	35.9	32	NBR/PUR
		105656205	G 1/2"	71.4	35.7	32	NBR/PUR
		105656215	G 1/2"	71.4	35.7	32	FPM
		105656207	G 3/4"	72.9	36.7	33	NBR/PUR
		105656217	G 3/4"	72.9	36.7	33	FPM
		105656405	1/2" NPT	71.5	35.9	32	NBR/PUR
		105656605	3/4"-16 ORB	71.5	35.7	32	NBR/PUR

Thread connections are listed according to ISO Standards. All measurements are in mm. Check with an authorized CEJN distributor for availability and prices. Please visit our website, www.cejn.com, for general maintenance tips.

Series 665 – DN 16 Steel

Meets and exceeds the demands in the ISO 16028 Standard

- Flat-Face design
- One-hand operated
- Extra security locking

CEJN Series 665 is a Flat-Face quick-connect coupling according to and exceeding the ISO 16028 Standard for low- and medium-pressure hydraulic applications. The Flat-Face design minimizes spillage during connection and disconnection. Series 665 couplings require only one hand for operation, making connection and disconnection fast and easy. Dust caps are available as accessories for both the coupling and nipple when disconnected to prevent dust and debris from entering the system. Series 665 couplings feature manual security locking as added protection against involuntary disconnection.

The couplings and nipples are also available in other sizes; DN 5 (Series 165), DN 6.3 (Series 265), DN 10 (Series 365), DN 12.5 (Series 565), DN 19 (Series 765), DN 25 (Series 065). Nipples with pressure eliminator available under Series 664.

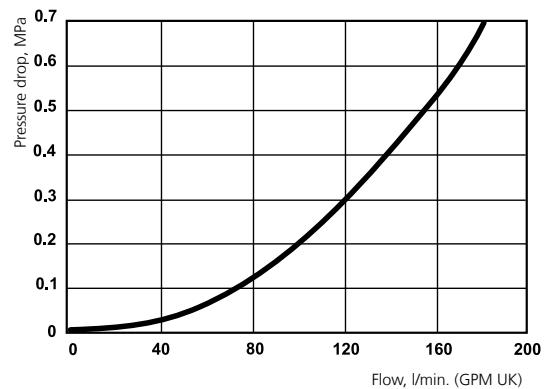


TECHNICAL DATA

Nominal flow diameter	16 mm
Rated flow	74 l/min
Max. working pressure connected	40.0 MPa (400 bar)
Max. working pressure disconnected	40.0 MPa (400 bar)
Min. burst pressure connected	120.0 MPa (1200 bar)
Min. burst pressure disconnected	120.0 MPa (1200 bar)
Static pressure applications	Approved to max. working pressure
Dynamic pressure applications	Max. working pressure 25 MPa according to ISO 16028
Temperature range	-30°C – +100°C
Material coupling	Steel (zinc passivation)
Material nipple	Hardened steel (zinc passivation)
Material seal	Nitrile (NBR), other sealing materials on request
Connectability	Without pressure
Disconnection under pressure	Not allowed

Rated flow is measured at 0.1 MPa pressure drop.

PRESSURE DROP CHART



		Part No.	Connection	Length	Diameter	Hexagon	Seal
COUPLINGS	Female thread	106651201	G 3/4"	79.8	41.2	36	NBR
		106651211	G 3/4"	79.8	41.2	36	FPM
		106651401	3/4" NPT	79.8	41.2	36	NBR
		106651601	1 1/16"-12 ORB	79.8	41.2	38	NBR
PUSH-PULL COUPLINGS	Female thread	106651281	G 3/4"	79.8	41.2	36	NBR
NIPPLES	Female thread	106656201	G 3/4"	74.9	39.2	36	NBR
		106656211	G 3/4"	74.9	39.2	36	FPM
		106656401	3/4" NPT	74.9	39.2	36	NBR
		106656601	1 1/16"-12 ORB	74.9	41.2	38	NBR

Thread connections are listed according to ISO Standards. All measurements are in mm. Check with an authorized CEJN distributor for availability and prices. Please visit our website, www.cejn.com, for general maintenance tips.

Series 765 – DN 19 Steel

Meets and exceeds the demands in the ISO 16028 Standard

- Flat-Face design
- One-hand operated
- Extra security locking

CEJN Series 765 is a Flat-Face quick-connect coupling according to and exceeding the ISO 16028 Standard for low- and medium-pressure hydraulic applications. The Flat-Face design minimizes spillage during connection and disconnection. Series 765 couplings require only one hand for operation, making connection and disconnection fast and easy. Dust caps are available as accessories for both the coupling and nipple when disconnected to prevent dust and debris from entering the system. Series 765 couplings feature manual security locking as added protection against involuntary disconnection.

The couplings and nipples are also available in other sizes; DN 5 (Series 165), DN 6.3 (Series 265), DN 10 (Series 365), DN 12.5 (Series 565), DN 16 (Series 665), DN 25 (Series 065). For a stainless steel version see Series 766. Nipples with pressure eliminator available under Series 764.

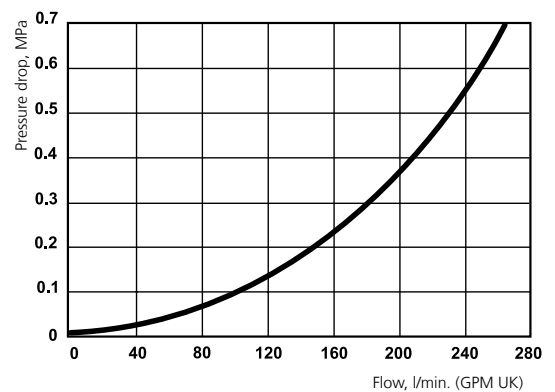


TECHNICAL DATA

Nominal flow diameter	19 mm
Rated flow	100 l/min
Max. working pressure connected	40.0 MPa (400 bar)
Max. working pressure disconnected	40.0 MPa (400 bar)
Min. burst pressure connected	120.0 MPa (1200 bar)
Min. burst pressure disconnected	120.0 MPa (1200 bar)
Static pressure applications	Approved to max. working pressure
Dynamic pressure applications	Max. working pressure 25 MPa according to ISO 16028
Temperature range	-30°C – +100°C
Material coupling	Steel (zinc passivation)
Material nipple	Hardened steel (zinc passivation)
Material seal	NBR/PUR or FPM, other sealing materials on request
Connectability	Without pressure
Disconnection under pressure	Not allowed

Rated flow is measured at 0.1 MPa pressure drop.

PRESSURE DROP CHART



		Part No.	Connection	Length	Diameter	Hexagon	Seal
COUPLINGS	Female thread	107651103	Rc 1"	99	46	41	NBR
		107651201	G 3/4"	99	46.2	41	NBR
		107651211	G 3/4"	99	46.2	41	FPM
		107651203	G 1"	99	46.2	41	NBR
		107651213	G 1"	99	46.2	41	FPM
		107651403	1" NPT	98.8	46.2	41	NBR
		107651603	1 5/16"-12 ORB	99.8	50.2	45	NBR
		107651281	G 3/4"	99	46.2	41	NBR
NIPPLES	Female thread	107656103	Rc 1"	93	46	41	NBR/PUR
		107656201	G 3/4"	93.1	46.2	41	NBR/PUR
		107656211	G 3/4"	93.1	46.2	41	FPM
		107656203	G 1"	93.1	46.2	41	NBR/PUR
		107656213	G 1"	93.1	46.2	41	FPM
		107656403	1" NPT	92.9	46.2	41	NBR/PUR
		107656603	1 5/16"-12 ORB	93.9	50.2	45	NBR/PUR

Thread connections are listed according to ISO Standards. All measurements are in mm. Check with an authorized CEJN distributor for availability and prices. Please visit our website, www.cejn.com, for general maintenance tips.

Series 065 – DN 25 Steel

Meets and exceeds the demands in the ISO 16028 Standard

- Flat-face design
- One-hand operated
- Extra security locking

CEJN Series 065 is a Flat-Face quick-connect coupling according to and exceeding the ISO 16028 Standard for low- and medium-pressure hydraulic applications. The Flat-Face design minimizes spillage during connection and disconnection. Series 065 couplings require only one hand for operation, making connection and disconnection fast and easy. Dust caps are available as accessories for both the coupling and nipple when disconnected to prevent dust and debris from entering the system. Series 065 couplings feature manual security locking as added protection against involuntary disconnection.

The couplings and nipples are also available in other sizes; DN 5 (Series 165), DN 6.3 (Series 265), DN 10 (Series 365), DN 12.5 (Series 565), DN 16 (Series 665), DN 19 (Series 765).

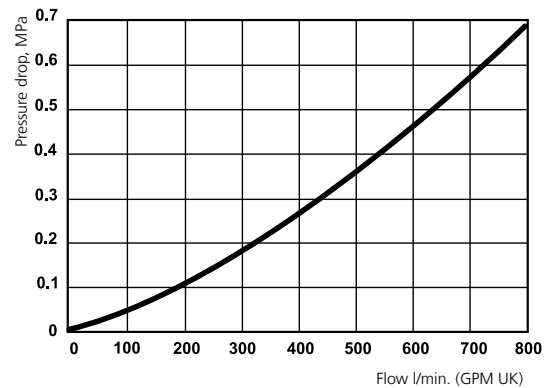


TECHNICAL DATA

Nominal flow diameter	25 mm
Rated flow	189 l/min
Max. working pressure connected	30.0 MPa (300 bar)
Max. working pressure disconnected	30.0 MPa (300 bar)
Min. burst pressure connected	80.0 MPa (800 bar)
Min. burst pressure disconnected	80.0 MPa (800 bar)
Static pressure applications	Approved to max working pressure
Dynamic pressure applications	Max working pressure 25 MPa according to ISO 16028
Temperature range	-30°C – +100°C
Material coupling	Steel (zinc plating)
Material nipple	Hardened steel (zinc plating)
Material seal	Nitrile (NBR) (other sealing materials on request)
Connectability	Without pressure
Disconnection under pressure	Not allowed

Rated flow is measured at 0.1 MPa pressure drop.

PRESSURE DROP CHART



		Part No.	Connection	Length	Diameter	Hexagon	Seal
COUPLINGS	Female thread	100651203	G 1"	104.8	59.8	55	NBR
NIPPLES	Female thread	100656203	G 1"	96.8	59.8	55	NBR

Thread connections are listed according to ISO Standards. All measurements are in mm. Check with an authorized CEJN distributor for availability and prices. Please visit our website, www.cejn.com, for general maintenance tips.

Series 266 – DN 6.3 Stainless Steel

Dimensionally in accordance with the ISO 16028 Standard

- Flat-Face design
- Stainless steel design
- One-hand operated

CEJN Series 266 is a Flat-Face quick-connect coupling dimensionally in accordance to ISO 16028 Standard for low- and medium-pressure hydraulic applications. The Flat-Face design minimizes spillage during connection and disconnection. The stainless steel design makes it extra sturdy to fit applications in extreme environments. Series 266 couplings require only one hand for operation, making connection and disconnection fast and easy. Dust caps are available as accessories for both the coupling and nipple to prevent dust and debris from entering the system. Series 266 couplings also feature manual security locking as added protection against involuntary disconnection.

The couplings and nipples are also available in three other sizes; DN 10 (Series 366), DN 12.5 (Series 566), DN 19 (Series 766). For a steel version see Series 265. Nipples with pressure eliminator available under Series 264.

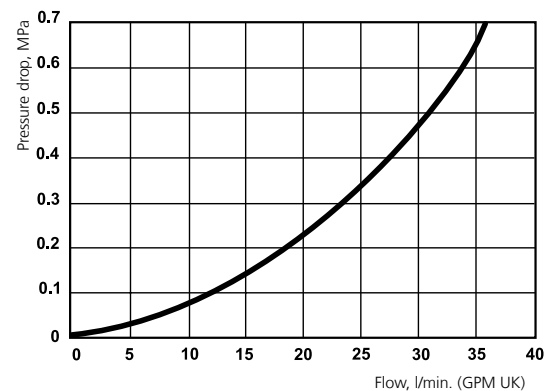


TECHNICAL DATA

Nominal flow diameter	6.3 mm
Rated flow	12 l/min
Max. working pressure connected	25.0 MPa (250 bar)
Max. working pressure disconnected	25.0 MPa (250 bar)
Min. burst pressure connected	100.0 MPa (1000 bar)
Min. burst pressure disconnected	100.0 MPa (1000 bar)
Temperature range	-20°C – +205°C
Material coupling	Stainless steel, AISI 316
Material nipple	Stainless steel, AISI 316
Material seal	Viton (FPM), other sealing materials on request
Connectability	Without pressure
Disconnection under pressure	Not allowed

Rated flow is measured at 0.1 MPa pressure drop.

PRESSURE DROP CHART



		Part No.	Connection	Length	Diameter	Hexagon	Seal
COUPLINGS	Female thread	102661212	G 1/4"	58.1	27.2	21	FPM
NIPPLES	Female thread	102666212	G 1/4"	48.7	25.4	21	FPM

Thread connections are listed according to ISO Standards. All measurements are in mm. Check with an authorized CEJN distributor for availability and prices. Please visit our website, www.cejn.com, for general maintenance tips.

Series 366 – DN 10 Stainless Steel

Dimensionally in accordance with the ISO 16028 Standard

- Flat-Face design
- Stainless steel design
- One-hand operated

CEJN Series 366 is a Flat-Face quick-connect coupling dimensionally in accordance to ISO 16028 Standard for low- and medium-pressure hydraulic applications. The Flat-Face design minimizes spillage during connection and disconnection. The stainless steel design makes it extra sturdy to fit applications in extreme environments. Series 366 couplings require only one hand for operation, making connection and disconnection fast and easy. Dust caps are available as accessories for both the coupling and nipple to prevent dust and debris from entering the system. Series 366 couplings also feature manual security locking as added protection against involuntary disconnection.

The couplings and nipples are also available in three other sizes; DN 6.3 (Series 266), DN 12.5 (Series 566), DN 19 (Series 766). For a steel version see Series 365. Nipples with pressure eliminator available under Series 364.

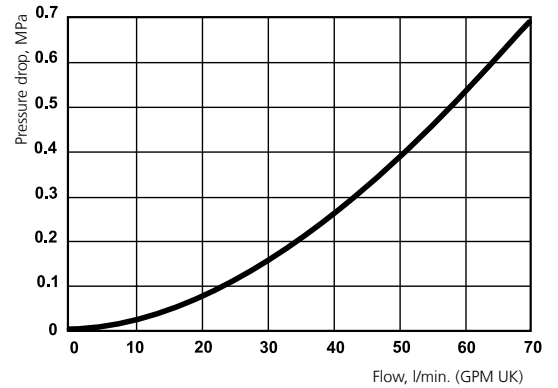


TECHNICAL DATA

Nominal flow diameter	10 mm
Rated flow	23 l/min
Max. working pressure connected	25.0 MPa (250 bar)
Max. working pressure disconnected	25.0 MPa (250 bar)
Min. burst pressure connected	100.0 MPa (1000 bar)
Min. burst pressure disconnected	100.0 MPa (1000 bar)
Temperature range	-20°C – +205°C
Material coupling	Stainless steel, AISI 316
Material nipple	Stainless steel, AISI 316
Material seal	Viton (FPM), other sealing materials on request
Connectability	Without pressure
Disconnection under pressure	Not allowed

Rated flow is measured at 0.1 MPa pressure drop.

PRESSURE DROP CHART



		Part No.	Connection	Length	Diameter	Hexagon	Seal
COUPLINGS	Female thread	103661214	G 3/8"	67.5	30.8	24	FPM
		103661215	G 1/2"	70.9	31.2	27	FPM
NIPPLES	Female thread	103666214	G 3/8"	55.1	28	24	FPM
		103666215	G 1/2"	58.5	30.2	27	FPM

Thread connections are listed according to ISO Standards. All measurements are in mm. Check with an authorized CEJN distributor for availability and prices. Please visit our website, www.cejn.com, for general maintenance tips.

Series 566 – DN 12.5 Stainless Steel

Dimensionally in accordance with the ISO 16028 Standard

- Flat-Face design
- Stainless steel design
- One-hand operated

CEJN Series 566 is a Flat-Face quick-connect coupling dimensionally in accordance to ISO 16028 Standard for low- and medium-pressure hydraulic applications. The Flat-Face design minimizes spillage during connection and disconnection. The stainless steel design makes it extra sturdy to fit applications in extreme environments. Series 566 couplings require only one hand for operation, making connection and disconnection fast and easy. Dust caps are available as accessories for both the coupling and nipple to prevent dust and debris from entering the system. Series 566 couplings also feature manual security locking as added protection against involuntary disconnection.

The couplings and nipples are also available in three larger sizes; DN 6.3 (Series 266), DN 10 (Series 366), DN 19 (Series 766). For a steel version see Series 565. Nipples with pressure eliminator available under Series 564.

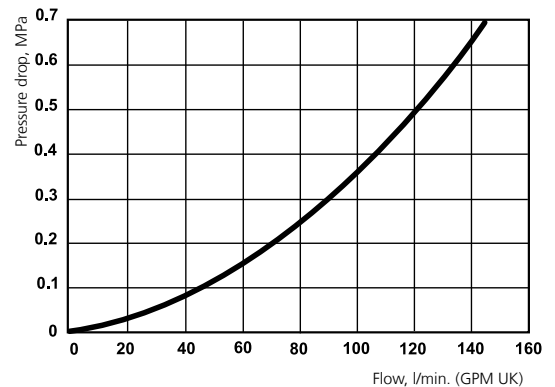


TECHNICAL DATA

Nominal flow diameter	12.5 mm
Rated flow	45 l/min
Max. working pressure connected	25.0 MPa (250 bar)
Max. working pressure disconnected	25.0 MPa (250 bar)
Min. burst pressure connected	100.0 MPa (1000 bar)
Min. burst pressure disconnected	100.0 MPa (1000 bar)
Temperature range	-20°C – +205°C
Material coupling	Stainless steel, AISI 316
Material nipple	Stainless steel, AISI 316
Material seal	Viton (FPM), other sealing materials on request
Connectability	Without pressure
Disconnection under pressure	Not allowed

Rated flow is measured at 0.1 MPa pressure drop.

PRESSURE DROP CHART



		Part No.	Connection	Length	Diameter	Hexagon	Seal
COUPLINGS	Female thread	105661215	G 1/2"	74.8	38.2	32	FPM
		105661217	G 3/4"	76.3	38.2	33	FPM
NIPPLES	Female thread	105666217	G 3/4"	72.9	36.7	33	FPM

Thread connections are listed according to ISO Standards. All measurements are in mm. Check with an authorized CEJN distributor for availability and prices. Please visit our website, www.cejn.com, for general maintenance tips.

Series 766 – DN 19 Stainless Steel

Dimensionally in accordance with the ISO 16028 Standard

- Flat-Face design
- Stainless steel design
- One-hand operated

CEJN Series 766 is a Flat-Face quick-connect coupling dimensionally in accordance to ISO 16028 Standard for low- and medium-pressure hydraulic applications. The Flat-Face design minimizes spillage during connection and disconnection. The stainless steel design makes it extra sturdy to fit applications in extreme environments. Series 766 couplings require only one hand for operation, making connection and disconnection fast and easy. Dust caps are available as accessories for both the coupling and nipple to prevent dust and debris from entering the system. Series 766 couplings also feature manual security locking as added protection against involuntary disconnection.

The couplings and nipples are also available in three smaller sizes; DN 6.3 (Series 266), DN 10 (Series 366), DN 12.5 (Series 566). For a steel version see Series 765. Nipples with pressure eliminator available under Series 764.

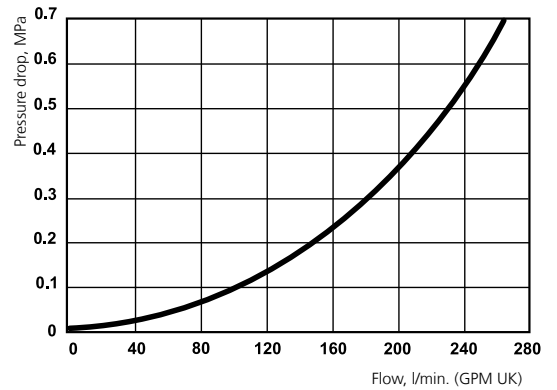


TECHNICAL DATA

Nominal flow diameter	19 mm
Rated flow	100 l/min
Max. working pressure connected	25.0 MPa (250 bar)
Max. working pressure disconnected	25.0 MPa (250 bar)
Min. burst pressure connected	100.0 MPa (1000 bar)
Min. burst pressure disconnected	100.0 MPa (1000 bar)
Temperature range	-20°C – +205°C
Material coupling	Stainless steel, AISI 316
Material nipple	Stainless steel, AISI 316
Material seal	Viton (FPM), other sealing materials on request
Connectability	Without pressure
Disconnection under pressure	Not allowed

Rated flow is measured at 0.1 MPa pressure drop.

PRESSURE DROP CHART



		Part No.	Connection	Length	Diameter	Hexagon	Seal
COUPLINGS	Female thread	107661211	G 3/4"	99	46.2	41	FPM
NIPPLES	Female thread	107666211	G 3/4"	99	46.2	41	FPM

Thread connections are listed according to ISO Standards. All measurements are in mm. Check with an authorized CEJN distributor for availability and prices. Please visit our website, www.cejn.com, for general maintenance tips.

Series 262 – DN 6.3

Dimensionally in accordance with the ISO 16028 Standard

- Flat-Face design
- One-hand operated
- Compact design

CEJN Series 262 is a Flat-Face quick-connect coupling that dimensionally interchange with the ISO 16028 Standard for low- and medium-pressure hydraulic applications. The Flat-Face design minimizes spillage during connection and disconnection. Series 262 is a range of products suitable for applications with less stringent demands. The series require only one hand for operation, making connection and disconnection fast and easy. Dust caps are available as accessories for both the coupling and nipple to prevent dust and debris from entering the system. Series 262 couplings also feature manual security locking as added protection against involuntary disconnection.

The couplings and nipples are also available in three larger sizes; DN 10 (Series 362), DN 12.5 (Series 562) and DN 25 (Series 962). For a steel version in accordance with ISO Standard 16028 see Series 265. For a stainless steel version of the standard see Series 266. Nipples with pressure eliminator available under Series 264.

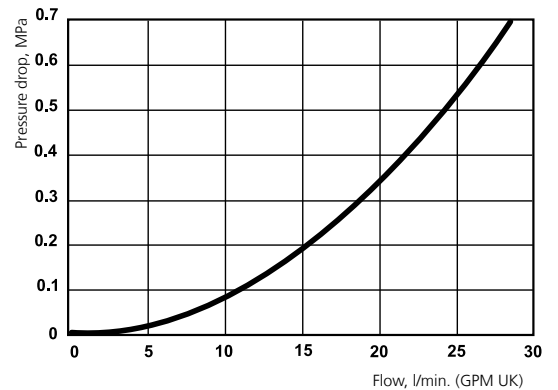


TECHNICAL DATA

Nominal flow diameter	6.3 mm
Rated flow	11 l/min
Max. working pressure connected	25.0 MPa (250 bar)
Max. working pressure disconnected	22.0 MPa (220 bar)
Min. burst pressure connected	100.0 MPa (1000 bar)
Min. burst pressure disconnected	88.0 MPa (880 bar)
Temperature range	-30°C – +100°C
Material coupling	Steel (zinc passivation)
Material nipple	Hardened steel (zinc passivation)
Material seal	Nitrile (NBR)
Connectability	Without pressure
Disconnection under pressure	Not allowed

Rated flow is measured at 0.1 MPa pressure drop.

PRESSURE DROP CHART



		Part No.	Connection	Length	Diameter	Hexagon	Seal
COUPLINGS	Female thread	102621202	G 1/4"	58.1	26.8	21	NBR
		102621402	1/4" NPT	58.1	27.2	21	NBR
NIPPLES	Female thread	102626202	G 1/4"	50	23	21	NBR
		102626404	3/8" NPT	50	23	21	NBR

Thread connections are listed according to ISO Standards. All measurements are in mm. Check with an authorized CEJN distributor for availability and prices. Please visit our website, www.cejn.com, for general maintenance tips.

Series 362 – DN 10

Dimensionally in accordance with the ISO 16028 Standard

- Flat-Face design
- One-hand operated
- Compact design

CEJN Series 362 is a Flat-Face quick-connect coupling that dimensionally interchange with the ISO 16028 Standard for low- and medium-pressure hydraulic applications. The Flat-Face design minimizes spillage during connection and disconnection. Series 362 is a range of products suitable for applications with less stringent demands. The series require only one hand for operation, making connection and disconnection fast and easy. Dust caps are available as accessories for both the coupling and nipple to prevent dust and debris from entering the system. Series 362 couplings also feature manual security locking as added protection against involuntary disconnection.

The couplings and nipples are also available in three other sizes; DN 6.3 (Series 262), DN 12.5 (Series 562) and DN 25 (Series 962). For a steel version in accordance with ISO Standard 16028 see Series 365. For a stainless steel version of the standard see Series 366. Nipples with pressure eliminator available under Series 364.

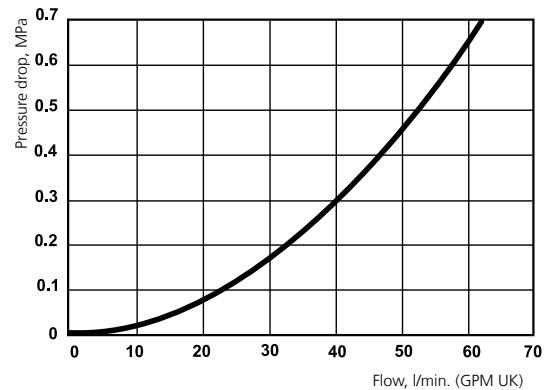


TECHNICAL DATA

Nominal flow diameter	10 mm
Rated flow	21 l/min
Max. working pressure connected	25.0 MPa (250 bar)
Max. working pressure disconnected	22.0 MPa (220 bar)
Min. burst pressure connected	100.0 MPa (1000 bar)
Min. burst pressure disconnected	88.0 MPa (880 bar)
Temperature range	-30°C – +100°C
Material coupling	Steel (zinc passivation)
Material nipple	Hardened steel (zinc passivation)
Material seal	Nitrile (NBR)
Connectability	Without pressure
Disconnection under pressure	Not allowed

Rated flow is measured at 0.1 MPa pressure drop.

PRESSURE DROP CHART



		Part No.	Connection	Length	Diameter	Hexagon	Seal
COUPLINGS	Female thread	103621204	G 3/8"	67.5	31.2	24	NBR
		103621205	G 1/2"	70.9	31.2	27	NBR
		103621404	3/8" NPT	67.5	31.2	24	NBR
NIPPLES	Female thread	103626204	G 3/8"	63	28	25	NBR
		103626205	G 1/2"	64	30	27	NBR
		103626405	1/2" NPT	63	28	25	NBR

Thread connections are listed according to ISO Standards. All measurements are in mm. Check with an authorized CEJN distributor for availability and prices. Please visit our website, www.cejn.com, for general maintenance tips.

Series 562 – DN 12.5

Dimensionally in accordance with the ISO 16028 Standard

- Flat-Face design
- One-hand operated
- Compact design

CEJN Series 562 is a Flat-Face quick-connect coupling that dimensionally interchange with the ISO 16028 Standard for low- and medium-pressure hydraulic applications. The Flat-Face design minimizes spillage during connection and disconnection. Series 562 is a range of products suitable for applications with less stringent demands. The series require only one hand for operation, making connection and disconnection fast and easy. Dust caps are available as accessories for both the coupling and nipple to prevent dust and debris from entering the system. Series 562 couplings also feature manual security locking as added protection against involuntary disconnection.

The couplings and nipples are also available in three other sizes; DN 6.3 (Series 262), DN 10 (Series 362) and DN 25 (Series 962). For a steel version in accordance with ISO Standard 16028 see Series 565. For a stainless steel version of the standard see Series 566. Nipples with pressure eliminator available under Series 564.

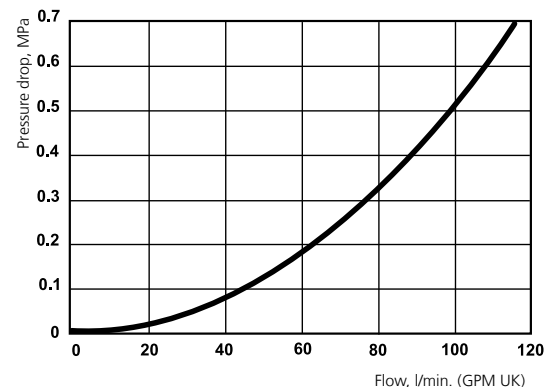


TECHNICAL DATA

Nominal flow diameter	12.5 mm
Rated flow	41 l/min
Max. working pressure connected	25.0 MPa (250 bar)
Max. working pressure disconnected	22.0 MPa (220 bar)
Min. burst pressure connected	100.0 MPa (1000 bar)
Min. burst pressure disconnected	88.0 MPa (880 bar)
Temperature range	-30°C – +100°C
Material coupling.....	Steel (zinc passivation)
Material nipple.....	Hardened steel (zinc passivation)
Material seal.....	Nitrile (NBR)
Connectability	Without pressure
Disconnection under pressure	Not allowed

Rated flow is measured at 0.1 MPa pressure drop.

PRESSURE DROP CHART



		Part No.	Connection	Length	Diameter	Hexagon	Seal
COUPLINGS	Female thread	105621205	G 1/2"	74.8	38.2	32	NBR
		105621207	G 3/4"	76.3	38.2	33	NBR
		105621405	1/2" NPT	74.8	38.2	32	NBR
NIPPLES	Female thread	105626205	G 1/2"	71	35.5	32	NBR
		105626207	G 3/4"	73	36.5	33	NBR
		105626407	3/4" NPT	71	35.5	32	NBR

Thread connections are listed according to ISO Standards. All measurements are in mm. Check with an authorized CEJN distributor for availability and prices. Please visit our website, www.cejn.com, for general maintenance tips.

Series 962 – DN 25

Dimensionally in accordance with the ISO 16028 Standard

- Flat-Face design
- One-hand operated
- Low pressure drop

CEJN Series 962 is a Flat-Face quick-connect coupling that dimensionally interchange with the ISO 16028 Standard for low- and medium-pressure hydraulic applications. The Flat-Face design minimizes spillage during connection and disconnection. Series 962 is a range of products suitable for applications with less stringent demands. The series require only one hand for operation, making connection and disconnection fast and easy. Dust caps are available as accessories for both the coupling and nipple to prevent dust and debris from entering the system. Series 962 couplings also feature manual security locking as added protection against involuntary disconnection.

The couplings and nipples are also available in three smaller sizes; DN 6.3 (Series 262), DN 10 (Series 362) and DN 12.5 (Series 562). For a steel version in accordance with ISO Standard 16028 see Series 065.

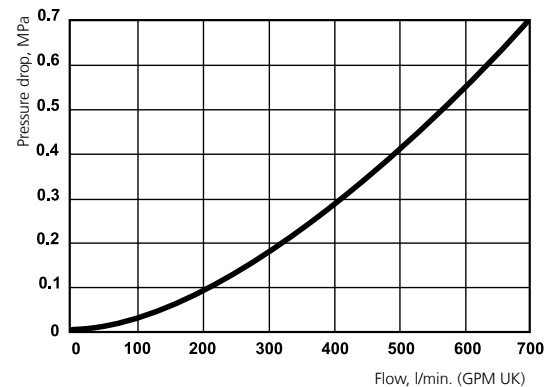


TECHNICAL DATA

Nominal flow diameter	25 mm
Rated flow	189 l/min
Max. working pressure connected	25.0 MPa (250 bar)
Max. working pressure disconnected	10.0 MPa (100 bar)
Min. burst pressure connected	100.0 MPa (1000 bar)
Min. burst pressure disconnected	40.0 MPa (400 bar)
Temperature range	-30°C – +100°C
Material coupling	Steel (zinc passivation)
Material nipple	Hardened steel (zinc passivation)
Material seal	Nitrile (NBR)
Connectability	without pressure
Disconnection under pressure	Not allowed

Rated flow is measured at 0.1 MPa pressure drop.


PRESSURE DROP CHART



		Part No.	Connection	Length	Diameter	Hexagon	Seal
COUPLINGS	Female thread	109621204	G 1 1/4"	106	59.8	55	NBR
NIPPLES	Female thread	109626204	G 1 1/4"	89.8	59.8	55	NBR

Thread connections are listed according to ISO Standards. All measurements are in mm. Check with an authorized CEJN distributor for availability and prices. Please visit our website, www.cejn.com, for general maintenance tips.

The integrated pressure eliminator and its function (Serie X-64)



1. When connected the pressure relief valve opens and the pressure is punctuated. Once the pressure is equalized the nipple is easily connected

2. The coupling and nipple fully connected.

Residual pressure

Residual pressure is mostly caused by expanding oil due to elevated temperatures and results in a substantially increased connection force making the coupling and nipple virtually unconnectable. These types of problems are usually solved by unscrewing some of the threaded connections to bleed out the residual pressure or puncture the pressure by force. In doing so, the surfaces of the coupling or nipple are usually damaged, the frequency of costly down times is increased and the risk of environmentally dangerous leaks becomes higher.

Pressure relief

With a built-in pressure eliminator the residual pressure is punctuated during connection and the pressure is equalized making it possible to connect the hydraulic system without the need for extensive force. Consequently, a fast and easy connection process is ensured and hydraulic spillage is eliminated.

Series 264 – DN 6.3 Pressure Eliminator

Meets and exceeds the demands in the ISO 16028 Standard

- Flat-Face design
- Connection under pressure
- One-hand operated

CEJN Series 264 is a Flat-Face quick-connect nipple with a built-in pressure eliminator. The nipple is according to and exceeds the demands in the ISO 16028 Standard for low- and medium-pressure hydraulic applications. The Flat-Face design minimizes spillage during connection and disconnection. The pressure eliminator allows for connection with residual/trapped pressure on the nipple side. The nipple Series 264 connects with couplings in Series 265, Series 266 and Series 262.

The pressure eliminator nipples are also available in four other sizes; DN 10 (Series 364), DN 12.5 (Series 564), DN 16 (Series 664), DN 19 (Series 764). For steel couplings in accordance with ISO 16028 see Series 265. Stainless steel versions of the standard are available in Series 266. Series 262 feature an interchangeable steel coupling designed for lower pressures.

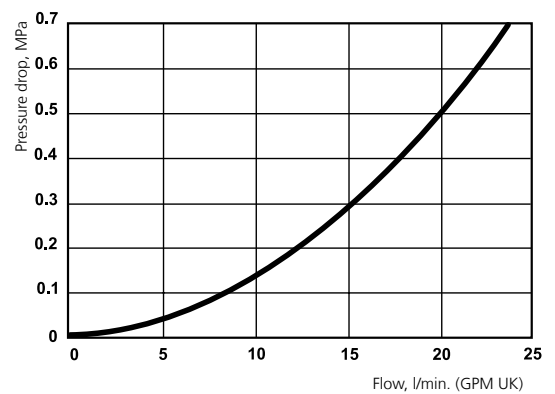


TECHNICAL DATA

Nominal flow diameter	6.3 mm
Rated flow	9 l/min
Max. working pressure connected	50.0 MPa (500 bar)
Max. working pressure disconnected	50.0 MPa (500 bar)
Min. burst pressure connected	150.0 MPa (1500 bar)
Min. burst pressure disconnected	150.0 MPa (1500 bar)
Static pressure applications	Approved to max working pressure
Dynamic pressure applications	Max working pressure 31.5 MPa according to ISO 16028
Temperature range	-30°C – +100°C
Material nipple	Hardened steel (zinc passivation)
Material seal	Nitrile (NBR), other sealing materials on request
Connectability	With static pressure up to 50 MPa on the nipple side
Disconnection under pressure	Not allowed
Comment	Connects with couplings from Series 265, Series 266 and Series 262

Rated flow is measured at 0.1 MPa pressure drop.

PRESSURE DROP CHART



Flow measured with coupling Series 265

		Part No.	Connection	Length	Diameter	Hexagon	Seal
NIPPLES WITH PRESSURE ELIMINATOR	Female thread	102646202	G 1/4"	74.4	25.2	21	NBR
		102646402	1/4" NPT	74.4	25.2	21	NBR

Thread connections are listed according to ISO Standards. All measurements are in mm. Check with an authorized CEJN distributor for availability and prices. Please visit our website, www.cejn.com, for general maintenance tips.

Series 364 – DN 10 Pressure Eliminator

Meets and exceeds the demands in the ISO 16028 Standard

- Flat-Face design
- Connection under pressure
- One-hand operated

CEJN Series 364 is a Flat-Face quick-connect nipple with a built-in pressure eliminator. The nipple is according to and exceeds the demands in the ISO 16028 Standard for low- and medium-pressure hydraulic applications. The Flat-Face design minimizes spillage during connection and disconnection. The pressure eliminator allows for connection with residual/trapped pressure on the nipple side. The nipple Series 364 connects with couplings in Series 365, Series 366 and Series 362.

The pressure eliminator nipples are also available in four other sizes; DN 6.3 (Series 264), DN 12.5 (Series 564), DN 16 (Series 664), DN 19 (Series 764). For steel couplings in accordance with ISO 16028 see Series 365. Stainless steel versions of the standard are available in Series 366. Series 362 feature an interchangeable steel coupling designed for lower pressures.

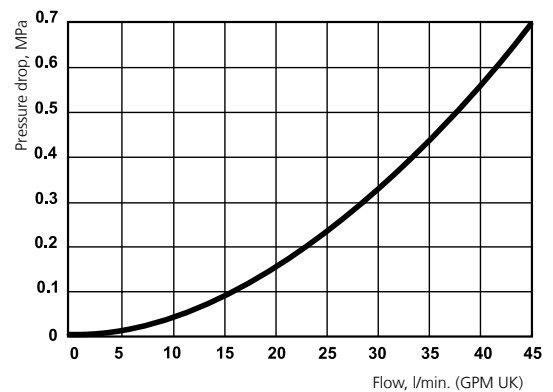


TECHNICAL DATA

Nominal flow diameter	10 mm
Rated flow	19 l/min
Max. working pressure connected	40.0 MPa (400 bar)
Max. working pressure disconnected	40.0 MPa (400 bar)
Min. burst pressure connected	120.0 MPa (1200 bar)
Min. burst pressure disconnected	120.0 MPa (1200 bar)
Static pressure applications	Approved to max working pressure
Dynamic pressure applications	Max working pressure 25 MPa according to ISO 16028
Temperature range	-30°C – +100°C
Material nipple	Hardened steel (zinc passivation)
Material seal	Nitrile (NBR), other sealing materials on request
Connectability	With static pressure up to 40 MPa on the nipple side
Disconnection under pressure	Not allowed
Comment	Connects with couplings from Series 365, Series 366 and Series 362

Rated flow is measured at 0.1 MPa pressure drop.

PRESSURE DROP CHART



Flow measured with coupling Series 365

		Part No.	Connection	Length	Diameter	Hexagon	Seal
NIPPLES WITH PRESSURE ELIMINATOR	Female thread	103646204	G 3/8"	75.9	28	25	NBR
		103646205	G 1/2"	79.3	28	27	NBR
		103646404	3/8" NPT	75.9	28	25	NBR

Thread connections are listed according to ISO Standards. All measurements are in mm. Check with an authorized CEJN distributor for availability and prices. Please visit our website, www.cejn.com, for general maintenance tips.

Series 564 – DN 12.5 Pressure Eliminator

Meets and exceeds the demands in the ISO 16028 Standard

- Flat-Face design
- Connection under pressure
- One-hand operated

CEJN Series 564 is a Flat-Face quick-connect nipple with a built-in pressure eliminator. The nipple is according to and exceeds the demands in the ISO 16028 Standard for low- and medium-pressure hydraulic applications. The Flat-Face design minimizes spillage during connection and disconnection. The pressure eliminator allows for connection with residual/trapped pressure on the nipple side. The nipple Series 564 connects with couplings in Series 565, Series 566 and Series 562.

The pressure eliminator nipples are also available in four other sizes; DN 6.3 (Series 264), DN 10 (Series 364), DN 16 (Series 664), DN 19 (Series 764). For steel couplings in accordance with ISO 16028 see Series 565. Stainless steel versions of the standard are available in Series 566. Series 562 feature an interchangeable steel coupling designed for lower pressures.

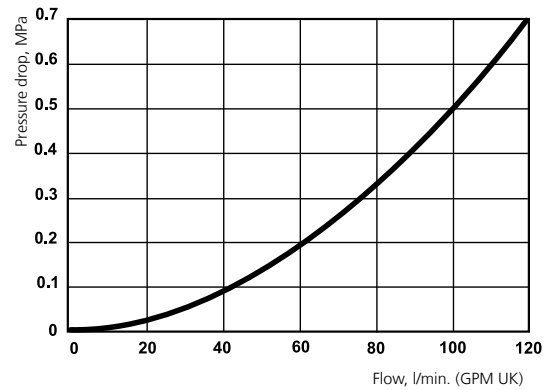


TECHNICAL DATA

Nominal flow diameter	12.5 mm
Rated flow	43 l/min
Max. working pressure connected	40.0 MPa (400 bar)
Max. working pressure disconnected	40.0 MPa (400 bar)
Min. burst pressure connected	120.0 MPa (1200 bar)
Min. burst pressure disconnected	120.0 MPa (1200 bar)
Static pressure applications	Approved to max working pressure
Dynamic pressure applications	Max working pressure 25 MPa according to ISO 16028
Temperature range	-30°C – +100°C
Material nipple	Hardened steel (zinc passivation)
Material seal	Nitrile (NBR), other sealing materials on request
Connectability	With static pressure up to 40 MPa on the nipple side
Disconnection under pressure	Not allowed
Comment	Connects with couplings from Series 565, Series 566 and Series 562

Rated flow is measured at 0.1 MPa pressure drop.

PRESSURE DROP CHART



Flow measured with coupling Series 565

		Part No.	Connection	Length	Diameter	Hexagon	Seal
NIPPLES WITH PRESSURE ELIMINATOR	Female thread	105646205	G 1/2"	95.5	35.7	32	NBR
		105646207	G 3/4"	97	36.7	33	NBR
		105646405	1/2" NPT	95.5	35.7	32	NBR

Thread connections are listed according to ISO Standards. All measurements are in mm. Check with an authorized CEJN distributor for availability and prices. Please visit our website, www.cejn.com, for general maintenance tips.

Series 664 – DN 16 Pressure Eliminator

Meets and exceeds the demands in the ISO 16028 Standard

- Flat-Face design
- Connection under pressure
- One-hand operated

CEJN Series 664 is a Flat-Face quick-connect nipple with a built-in pressure eliminator. The nipple is according to and exceeds the demands in the ISO 16028 Standard for low- and medium-pressure hydraulic applications. The Flat-Face design minimizes spillage during connection and disconnection. The pressure eliminator allows for connection with residual/trapped pressure on the nipple side. The nipple Series 664 connects with couplings in Series 665.

The pressure eliminator nipples are also available in four other sizes; DN 6.3 (Series 264), DN 10 (Series 364), DN 12.5 (Series 564), DN 19 (Series 764). For steel couplings in accordance with ISO 16028 see Series 665.

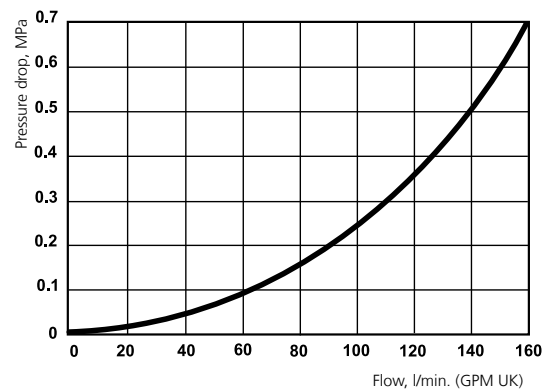


TECHNICAL DATA

Nominal flow diameter	16 mm
Rated flow	70 l/min
Max. working pressure connected	40.0 MPa (400 bar)
Max. working pressure disconnected	40.0 MPa (400 bar)
Min. burst pressure connected	120.0 MPa (1200 bar)
Min. burst pressure disconnected	120.0 MPa (1200 bar)
Static pressure applications	Approved to max working pressure
Dynamic pressure applications	Max working pressure 25 MPa according to ISO 16028
Temperature range	-30°C – +100°C
Material nipple	Hardened steel (zinc passivation)
Material seal	Nitrile (NBR), other sealing materials on request
Connectability	With static pressure up to 40 MPa on the nipple side
Disconnection under pressure	Not allowed
Comment	Connects with couplings from Series 665

Rated flow is measured at 0.1 MPa pressure drop.

PRESSURE DROP CHART



Flow measured with coupling Series 665

		Part No.	Connection	Length	Diameter	Hexagon	Seal
NIPPLES WITH PRESSURE ELIMINATOR	Female thread	106646201	G 3/4"	99.5	40	36	NBR
		106646401	3/4" NPT	99.5	40	36	NBR

Thread connections are listed according to ISO Standards. All measurements are in mm. Check with an authorized CEJN distributor for availability and prices. Please visit our website, www.cejn.com, for general maintenance tips.

Series 764 – DN 19 Pressure Eliminator

Meets and exceeds the demands in the ISO 16028 Standard

- Flat-Face design
- Connection under pressure
- One-hand operated

CEJN Series 764 is a Flat-Face quick-connect nipple with a built-in pressure eliminator. The nipple is according to and exceeds the demands in the ISO 16028 Standard for low- and medium-pressure hydraulic applications. The Flat-Face design minimizes spillage during connection and disconnection. The pressure eliminator allows for connection with residual/trapped pressure on the nipple side. The nipple Series 764 connects with couplings in Series 765 and Series 766.

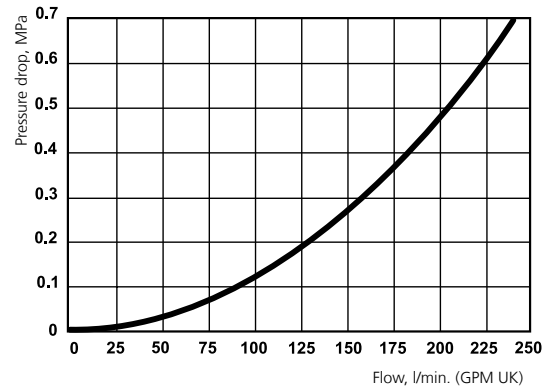
The pressure eliminator nipples are also available in four smaller sizes; DN 6.3 (Series 264), DN 10 (Series 364), DN 12.5 (Series 564) and DN 16 (Series 664). For steel couplings in accordance with ISO 16028 see Series 765. Stainless steel versions of the standard are available in Series 766.



TECHNICAL DATA PRESSURE DROP CHART

Nominal flow diameter 19 mm
Rated flow 105 l/min
Max. working pressure connected 40.0 MPa (400 bar)
Max. working pressure disconnected 40.0 MPa (400 bar)
Min. burst pressure connected 120.0 MPa (1200 bar)
Min. burst pressure disconnected 120.0 MPa (1200 bar)
Static pressure applications Approved to max working pressure
Dynamic pressure applications Max working pressure 25 MPa according to ISO 16028
Temperature range -30°C – +100°C
Material nipple Hardened steel (zinc passivation)
Material seal Nitrile (NBR), other sealing materials on request
Connectability With static pressure up to 25 MPa on the nipple side
Disconnection under pressure Not allowed
Comment Connects with couplings from Series 765 and Series 766

Rated flow is measured at 0.1 MPa pressure drop.



Flow measured with coupling Series 765

		Part No.	Connection	Length	Diameter	Hexagon	Seal
NIPPLES WITH PRESSURE ELIMINATOR	Female thread	107646201	G 3/4"	132	46	41	NBR
		107646203	G 1"	132	46	41	NBR
		107646403	1" NPT	132	46	41	NBR

Thread connections are listed according to ISO Standards. All measurements are in mm. Check with an authorized CEJN distributor for availability and prices. Please visit our website, www.cejn.com, for general maintenance tips.

Series 525 – DN 6.3 Steel

- Manual locking ring for extra security
- High durability
- Sturdy design

Series 525 is a family of quick couplings for hydraulic systems. A manually operated locking ring provides extra security against involuntary disconnection. Both couplings and nipples are made of zinc-passivated steel for maximum durability in tough applications and environments.

The Series is also available in four other sizes: DN 10 (3/8"), DN 12.5 (1/2"), DN 20 (3/4") and DN 25 (1"). For a stainless steel version see Series 526. Available are also a version with viton seals and a free flow version (without valve package).

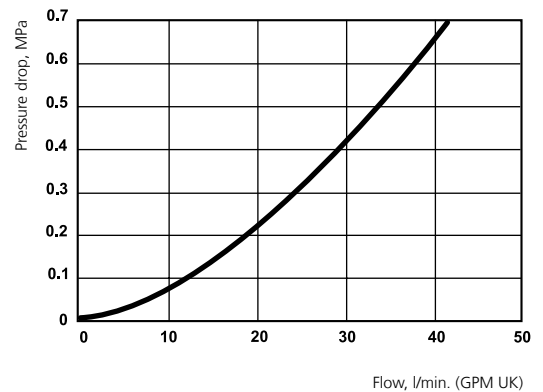


TECHNICAL DATA

Nominal flow diameter	6.3 mm
Rated flow	29 l/min
Max. working pressure connected	45.0 MPa (450 bar)
Max. working pressure disconnected	30.0 MPa (300 bar)
Min. burst pressure connected	180.0 MPa (1800 bar)
Min. burst pressure disconnected	120.0 MPa (1200 bar)
Temperature range	-30°C – +100°C
Material coupling	Steel (zinc passivation)
Material nipple	Hardened steel (zinc passivation)
Material seal	Nitrile (NBR)
Connectability	Without pressure
Disconnection under pressure	Not allowed

Rated flow is measured at 0.4 MPa pressure drop.

PRESSURE DROP CHART



		Part No.	Connection	Length	Diameter	Hexagon	Seal
COUPLINGS	Female thread	105251202	G 1/4"	60	26	21	NBR
		105251212	G 1/4"	60	26	21	FPM
COUPLINGS WITHOUT VALVE	Female thread	105250202	G 1/4"	60	26	21	NBR
NIPPLES	Female thread	105256202	G 1/4"	48.2	21	19	NBR
		105256212	G 1/4"	48.2	21	19	FPM
NIPPLES WITHOUT VALVE	Female thread	105255202	G 1/4"	48.2	21	19	-

Thread connections are listed according to ISO Standards. All measurements are in mm. Check with an authorized CEJN distributor for availability and prices. Please visit our website, www.cejn.com, for general maintenance tips.

Series 525 – DN 10 Steel

- Manual locking ring for extra security
- High durability
- Optional pressure eliminator

Series 525 is a family of quick couplings for hydraulic systems. A manually operated locking ring provides extra security against involuntary disconnection. An extra option for Series 525 couplings and nipples is a pressure eliminator for evacuating residual pressure during connection. Both couplings and nipples are made of zinc-passivated steel for maximum durability in tough applications and environments.

The Series is also available in four other sizes: DN 6.3 (1/4"), DN 12.5 (1/2"), DN 20 (3/4") and DN 25 (1"). For a stainless steel version see Series 526. Available are also a version with viton seals and a free flow version (without valve package).

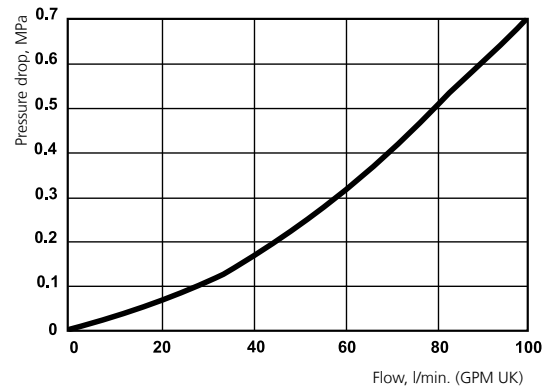


TECHNICAL DATA

Nominal flow diameter	10 mm
Rated flow	69 l/min
Max. working pressure connected	35.0 MPa (350 bar)
Max. working pressure disconnected	28.0 MPa (280 bar)
Min. burst pressure connected	130.0 MPa (1300 bar)
Min. burst pressure disconnected	110.0 MPa (1100 bar)
Temperature range	-30°C – +100°C
Material coupling	Steel (zinc passivation)
Material nipple	Hardened steel (zinc passivation)
Material seal	Nitrile (NBR)
Connectability	Part under pressure equipped with eliminator, other part free to drain.
Disconnection under pressure	Not allowed

Rated flow is measured at 0.4 MPa pressure drop.

PRESSURE DROP CHART



		Part No.	Connection	Length	Diameter	Hexagon	Seal
COUPLINGS	Female thread	105251204	G 3/8"	61.6	35	24	NBR
		105251214	G 3/8"	61.6	35	24	FPM
COUPLINGS WITHOUT VALVE	Female thread	105250204	G 3/8"	61.6	35	24	NBR
COUPLINGS WITH PRESSURE ELIMINATOR	Female thread	105251234	G 3/8"	61.6	35	24	NBR
NIPPLES	Female thread	105256204	G 3/8"	38	24	22	NBR
		105256214	G 3/8"	38	24	22	FPM
NIPPLES WITHOUT VALVE	Female thread	105255204	G 3/8"	38	24	22	-
NIPPLES WITH PRESSURE ELIMINATOR	Female thread	105256234	G 3/8"	38	24	22	NBR

Thread connections are listed according to ISO Standards. All measurements are in mm. Check with an authorized CEJN distributor for availability and prices. Please visit our website, www.cejn.com, for general maintenance tips.

Series 525 – DN 12.5 Steel

- Manual locking ring for extra security
- High durability
- Optional pressure eliminator

Series 525 is a family of quick couplings for hydraulic systems. A manually-operated locking ring provides extra security against involuntary disconnection. Series 525 couplings and nipples have a pressure eliminator as an extra feature for evacuating residual pressure during connection. Both components are made of zinc-passivated steel for maximum durability in tough applications and environments.

The Series is also available in four other sizes: DN 6.3 (1/4"), DN 10 (3/8"), DN 20 (3/4") and DN 25 (1"). For a stainless steel version see Series 526. Available are also a version with viton seals and a free flow version (without valve package).

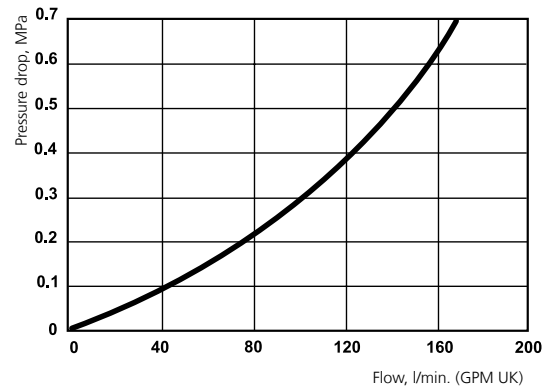


TECHNICAL DATA

Nominal flow diameter	12.5 mm
Rated flow	122 l/min
Max. working pressure connected	30.0 MPa (300 bar)
Max. working pressure disconnected	25.0 MPa (250 bar)
Min. burst pressure connected	110.0 MPa (1100 bar)
Min. burst pressure disconnected	100.0 MPa (1000 bar)
Temperature range	-30°C – +100°C
Material coupling	Steel (zinc passivation)
Material nipple	Hardened steel (zinc passivation)
Material seal	Nitrile (NBR)
Connectability	Part under pressure equipped with eliminator, other part free to drain.
Disconnection under pressure	Not allowed

Rated flow is measured at 0.4 MPa pressure drop.

PRESSURE DROP CHART



		Part No.	Connection	Length	Diameter	Hexagon	Seal
COUPLINGS	Female thread	105251205	G 1/2"	67.6	41	33	NBR
		105251215	G 1/2"	67.6	41	33	FPM
COUPLINGS WITHOUT VALVE	Female thread	105250205	G 1/2"	67.6	41	33	NBR
COUPLINGS WITH PRESSURE ELIMINATOR	Female thread	105251235	G 1/2"	67.6	41	33	NBR
NIPPLES	Female thread	105256205	G 1/2"	42.5	29	27	NBR
		105256215	G 1/2"	42.5	29	27	FPM
NIPPLES WITHOUT VALVE	Female thread	105255205	G 1/2"	42.5	29	27	-
NIPPLES WITH PRESSURE ELIMINATOR	Female thread	105256235	G 1/2"	42.5	29	27	NBR

Thread connections are listed according to ISO Standards. All measurements are in mm. Check with an authorized CEJN distributor for availability and prices. Please visit our website, www.cejn.com, for general maintenance tips.

Series 525 – DN 20 Steel

- Manual locking ring for extra security
- High durability
- Optional pressure eliminator

Series 525 is a family of quick couplings for hydraulic systems. A manually operated locking ring provides extra security against involuntary disconnection. An extra option for Series 525 couplings and nipples is a pressure eliminator for evacuating residual pressure during connection. Both couplings and nipples are made of zinc-passivated steel for maximum durability in tough applications and environments.

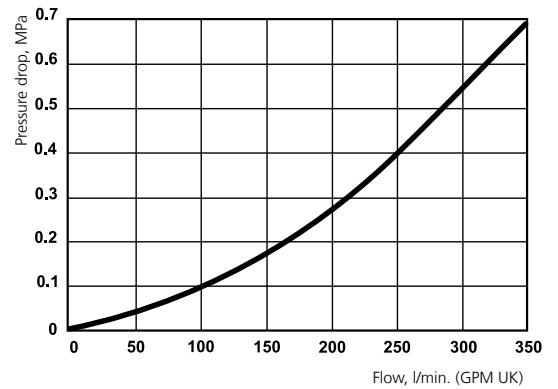
The Series is also available in four other sizes: DN 6.3 (1/4"), DN 10 (3/8"), DN 12.5 (1/2") and DN 25 (1"). For a stainless steel version see Series 526. Available are also a version with viton seals and a free flow version (without valve package).



TECHNICAL DATA PRESSURE DROP CHART

Nominal flow diameter	20 mm
Rated flow	250 l/min
Max. working pressure connected	28.0 MPa (280 bar)
Max. working pressure disconnected	20.0 MPa (200 bar)
Min. burst pressure connected	100.0 MPa (1000 bar)
Min. burst pressure disconnected	80.0 MPa (800 bar)
Temperature range	-30°C – +100°C
Material coupling	Steel (zinc passivation)
Material nipple	Hardened steel (zinc passivation)
Material seal	Nitrile (NBR)
Connectability	Part under pressure equipped with eliminator, other part free to drain.
Disconnection under pressure	Not allowed

Rated flow is measured at 0.4 MPa pressure drop.



		Part No.	Connection	Length	Diameter	Hexagon	Seal
COUPLINGS	Female thread	105251207	G 3/4"	76.2	52	38	NBR
		105251217	G 3/4"	76.2	52	38	FPM
COUPLINGS WITHOUT VALVE	Female thread	105250207	G 3/4"	76.2	52	38	NBR
COUPLINGS WITH PRESSURE ELIMINATOR	Female thread	105251237	G 3/4"	76.2	52	38	NBR
NIPPLES	Female thread	105256207	G 3/4"	47	39	36	NBR
		105256217	G 3/4"	47	39	36	FPM
NIPPLES WITHOUT VALVE	Female thread	105255207	G 3/4"	47	39	36	-
NIPPLES WITH PRESSURE ELIMINATOR	Female thread	105256237	G 3/4"	47	39	36	NBR

Thread connections are listed according to ISO Standards. All measurements are in mm. Check with an authorized CEJN distributor for availability and prices. Please visit our website, www.cejn.com, for general maintenance tips.

Series 525 – DN 25 Steel

- Manual locking ring for extra security
- High durability
- Optional pressure eliminator

Series 525 is a family of quick couplings for hydraulic systems. A manually operated locking ring provides extra security against involuntary disconnection. An extra option for Series 525 couplings and nipples is a pressure eliminator for evacuating residual pressure during connection. Both couplings and nipples are made of zinc-passivated steel for maximum durability in tough applications and environments.

The Series is also available in four other sizes: DN 6.3 (1/4"), DN 10 (3/8"), DN 12.5 (1/2") and DN 20 (3/4"). Available are also a version with viton seals and a free flow version (without valve package).

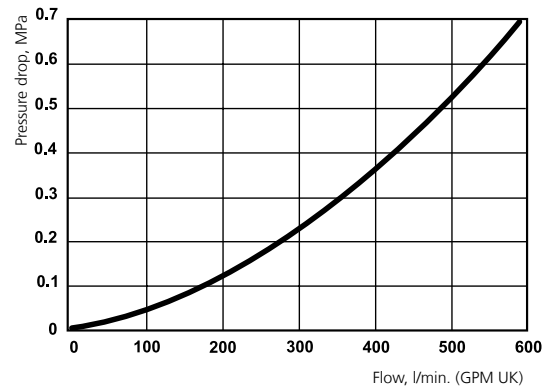


TECHNICAL DATA

Nominal flow diameter	25 mm
Rated flow	425 l/min
Max. working pressure connected	25.0 MPa (250 bar)
Max. working pressure disconnected	25.0 MPa (250 bar)
Min. burst pressure connected	93.0 MPa (930 bar)
Min. burst pressure disconnected	100.0 MPa (1000 bar)
Temperature range	-30°C – +100°C
Material coupling	Steel (zinc passivation)
Material nipple	Hardened steel (zinc passivation)
Material seal	Nitrile (NBR)
Connectability	Part under pressure equipped with eliminator, other part free to drain.
Disconnection under pressure	Not allowed

Rated flow is measured at 0.4 MPa pressure drop.

PRESSURE DROP CHART



		Part No.	Connection	Length	Diameter	Hexagon	Seal
COUPLINGS	Female thread	105251209	G 1"	92	62	48	NBR
		105251219	G 1"	92	62	48	FPM
COUPLINGS WITHOUT VALVE	Female thread	105250209	G 1"	92	62	48	NBR
COUPLINGS WITH PRESSURE ELIMINATOR	Female thread	105251239	G 1"	92	62	48	NBR
NIPPLES	Female thread	105256209	G 1"	56.5	48	45	NBR
		105256219	G 1"	56.5	48	45	FPM
NIPPLES WITHOUT VALVE	Female thread	105255209	G 1"	56.5	48	45	-
NIPPLES WITH PRESSURE ELIMINATOR	Female thread	105256239	G 1"	56.5	48	45	NBR

Thread connections are listed according to ISO Standards. All measurements are in mm. Check with an authorized CEJN distributor for availability and prices. Please visit our website, www.cejn.com, for general maintenance tips.

Series 526 – DN 6.3 Stainless Steel

- Stainless steel (AISI 316)
- High durability
- Manual locking ring for extra security

Series 526 is a family of quick couplings for hydraulic systems. A manually operated locking ring provides extra security against involuntary disconnection. All parts in both couplings and nipples are made of stainless steel for maximum durability in tough applications and environments.

The Series is also available in four other sizes: DN 10 (3/8"), DN 12.5 (1/2"), DN 20 (3/4") and DN 25 (1"). For a steel version see Series 525.

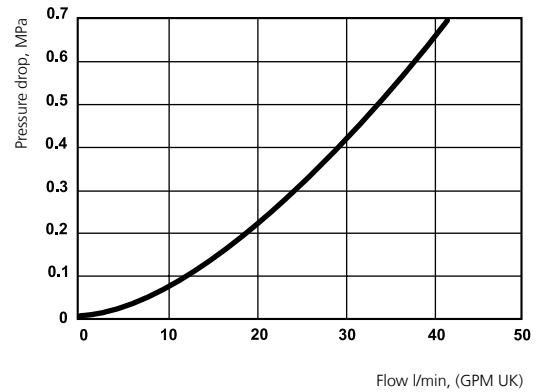


TECHNICAL DATA

Nominal flow diameter	6.3 mm
Rated flow	29 l/min
Max. working pressure connected	25.0 MPa (250 bar)
Max. working pressure disconnected	25.0 MPa (250 bar)
Min. burst pressure connected	100.0 MPa (1000 bar)
Min. burst pressure disconnected	100.0 MPa (1000 bar)
Temperature range	-20°C – +205°C
Material coupling.....	Stainless steel, AISI 316
Material nipple.....	Stainless steel, AISI 316
Material seal.....	Viton (FPM)
Connectability	Without pressure
Disconnection under pressure	Not allowed

Rated flow is measured at 0.4 MPa pressure drop.

PRESSURE DROP CHART



		Part No.	Connection	Length	Diameter	Hexagon	Seal
COUPLINGS	Female thread	105261212	G 1/4"	60	26	21	FPM
NIPPLES	Female thread	105266212	G 1/4"	48.2	21	19	FPM

Thread connections are listed according to ISO Standards. All measurements are in mm. Check with an authorized CEJN distributor for availability and prices. Please visit our website, www.cejn.com, for general maintenance tips.

Series 526 – DN 10 Stainless Steel

- Stainless steel (AISI 316)
- High durability
- Manual locking ring for extra security

Series 526 is a family of quick couplings for hydraulic systems. A manually operated locking ring provides extra security against involuntary disconnection. All parts in both couplings and nipples are made of stainless steel for maximum durability in tough applications and environments.

The Series is also available in four other sizes: DN 6.3 (1/4"), DN 12.5 (1/2"), DN 20 (3/4") and DN 25 (1"). For a steel version see Series 525.

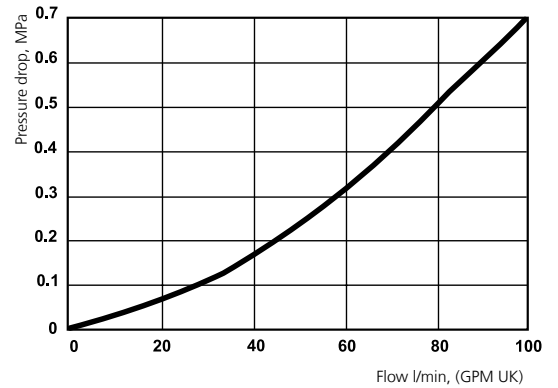


TECHNICAL DATA

Nominal flow diameter	10 mm
Rated flow	69 l/min
Max. working pressure connected	30.0 MPa (300 bar)
Max. working pressure disconnected	25.0 MPa (250 bar)
Min. burst pressure connected	120.0 MPa (1200 bar)
Min. burst pressure disconnected	100.0 MPa (1000 bar)
Temperature range	-20°C – +205°C
Material coupling.....	Stainless steel, AISI 316
Material nipple.....	Stainless steel, AISI 316
Material seal.....	Viton (FPM)
Connectability	Without pressure
Disconnection under pressure	Not allowed

Rated flow is measured at 0.4 MPa pressure drop.

PRESSURE DROP CHART



		Part No.	Connection	Length	Diameter	Hexagon	Seal
COUPLINGS	Female thread	105261214	G 3/8"	61.6	35	24	FPM
NIPPLES	Female thread	105266214	G 3/8"	38	24	22	FPM

Thread connections are listed according to ISO Standards. All measurements are in mm. Check with an authorized CEJN distributor for availability and prices. Please visit our website, www.cejn.com, for general maintenance tips.

Series 526 – DN 12.5 Stainless Steel

- Stainless steel (AISI 316)
- High durability
- Manual locking ring for extra security

Series 526 is a family of quick couplings for hydraulic systems. A manually-operated locking ring provides extra security against involuntary disconnection. All parts in both couplings and nipples are made of stainless steel for maximum durability in tough applications and environments.

The Series is also available in four other sizes: DN 6.3 (1/4"), DN 10 (3/8"), DN 20 (3/4") and DN 25 (1"). For a steel version see Series 525.

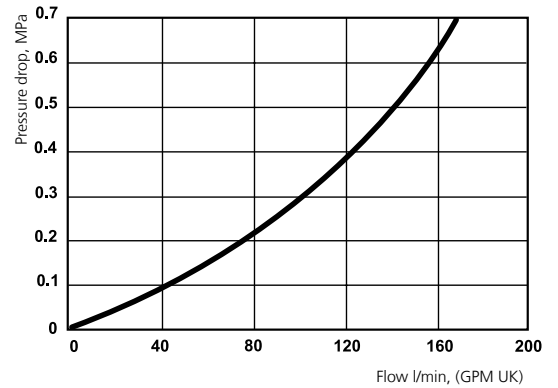


TECHNICAL DATA

Nominal flow diameter	12.5 mm
Rated flow	122 l/min
Max. working pressure connected	30.0 MPa (300 bar)
Max. working pressure disconnected	25.0 MPa (250 bar)
Min. burst pressure connected	120.0 MPa (1200 bar)
Min. burst pressure disconnected	100.0 MPa (1000 bar)
Temperature range	-20°C – +205°C
Material coupling.....	Stainless steel, AISI 316
Material nipple.....	Stainless steel, AISI 316
Material seal.....	Viton (FPM)
Connectability	Without pressure
Disconnection under pressure	Not allowed

Rated flow is measured at 0.4 MPa pressure drop.

PRESSURE DROP CHART



		Part No.	Connection	Length	Diameter	Hexagon	Seal
COUPLINGS	Female thread	105261215	G 1/2"	67.6	41	33	FPM
NIPPLES	Female thread	105266215	G 1/2"	42.5	29	27	FPM

Thread connections are listed according to ISO Standards. All measurements are in mm. Check with an authorized CEJN distributor for availability and prices. Please visit our website, www.cejn.com, for general maintenance tips.

Series 526 – DN 20 Stainless Steel

- Stainless steel (AISI 316)
- High durability
- Manual locking ring for extra security

Series 526 is a family of quick couplings for hydraulic systems. A manually operated locking ring provides extra security against involuntary disconnection. All parts in both couplings and nipples are made of stainless steel for maximum durability in tough applications and environments.

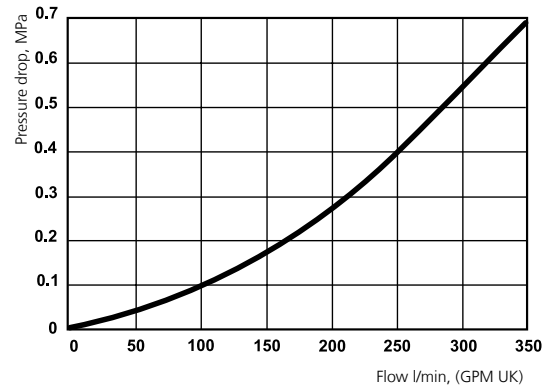
The Series is also available in four other sizes: DN 6.3 (1/4"), DN 10 (3/8"), DN 12.5 (1/2") and DN 25 (1"). For a steel version see Series 525.



TECHNICAL DATA PRESSURE DROP CHART

- Nominal flow diameter 20 mm
- Rated flow 250 l/min
- Max. working pressure connected 20.0 MPa (200 bar)
- Max. working pressure disconnected 20.0 MPa (200 bar)
- Min. burst pressure connected 100.0 MPa (1000 bar)
- Min. burst pressure disconnected 80.0 MPa (800 bar)
- Temperature range -20°C – +205°C
- Material coupling Stainless steel, AISI 316
- Material nipple Stainless steel, AISI 316
- Material seal Viton (FPM)
- Connectability Without pressure
- Disconnection under pressure Not allowed

Rated flow is measured at 0.4 MPa pressure drop.



		Part No.	Connection	Length	Diameter	Hexagon	Seal
COUPLINGS	Female thread	105261217	G 3/4"	76.2	52	38	FPM
NIPPLES	Female thread	105266217	G 3/4"	47	39	36	FPM

Thread connections are listed according to ISO Standards. All measurements are in mm. Check with an authorized CEJN distributor for availability and prices. Please visit our website, www.cejn.com, for general maintenance tips.

Series 526 – DN 25 Stainless Steel

- Stainless steel (AISI 316)
- High durability
- Manual locking ring for extra security

Series 526 is a family of quick couplings for hydraulic systems. A manually operated locking ring provides extra security against involuntary disconnection. All parts in both couplings and nipples are made of zinc-plated steel for maximum durability in tough applications and environments.

The Series is also available in four other sizes: DN 6.3 (1/4"), DN 10 (3/8"), DN 12.5 (1/2") and DN 20 (3/4"). For a steel version see Series 525.

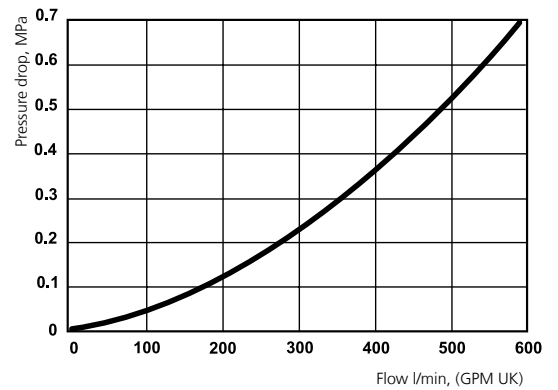


TECHNICAL DATA

Nominal flow diameter	25 mm
Rated flow	425 l/min
Max. working pressure connected	20.0 MPa (200 bar)
Max. working pressure disconnected	15.0 MPa (150 bar)
Min. burst pressure connected	80.0 MPa (800 bar)
Min. burst pressure disconnected	60.0 MPa (600 bar)
Temperature range	-20°C – +205°C
Material coupling.....	Stainless steel, AISI 316
Material nipple.....	Stainless steel, AISI 316
Material seal.....	Viton (FPM)
Connectability	Without pressure
Disconnection under pressure	Not allowed

Rated flow is measured at 0.4 MPa pressure drop.

PRESSURE DROP CHART



		Part No.	Connection	Length	Diameter	Hexagon	Seal
COUPLINGS	Female thread	105261219	G 1"	92	62	48	FPM
NIPPLES	Female thread	105266219	G 1"	56.5	48	45	FPM

Thread connections are listed according to ISO Standards. All measurements are in mm. Check with an authorized CEJN distributor for availability and prices. Please visit our website, www.cejn.com, for general maintenance tips.

Series 325 – DN 6.2

CEJN unique profile

- One-hand operated
- Small external dimensions
- Low connection force

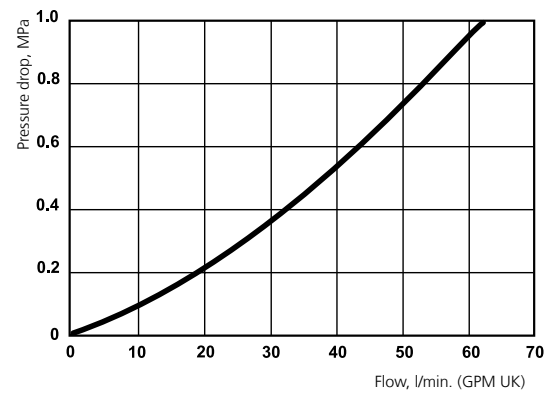
The Series 325 is part of CEJN's Classic Range of hydraulic couplings that offer numerous advantages. The range is frequently used in demanding applications where conventional couplings do not meet the requirements. The low connection force combined with high flow and small external dimensions provide convenient and trouble free service.

Please refer to the Fluid range Series 324 for an all brass version and Series 326 for a stainless steel version.



TECHNICAL DATA **PRESSURE DROP CHART**

Nominal flow diameter 6.2 mm
Flow capacity 33 l/min
Max. working pressure connected 25.0 MPa (250 bar)
Max. working pressure disconnected 10.0 MPa (100 bar)
Min. burst pressure connected 100.0 MPa (1000 bar)
Min. burst pressure disconnected 100.0 MPa (1000 bar)
Temperature range -30°C – +100°C
Material coupling..... Brass/steel (chrome plated)
Material nipple..... Hardened steel (zinc passivation)
Material seal..... Nitrile (NBR), other sealing materials on request
Connectability Without pressure
Disconnection under pressure Not allowed
Flow capacity is measured at 0.4 MPa pressure drop.



		Part No.	Connection	Length	Diameter	Hexagon	Seal
COUPLINGS	Female thread	103251202	G 1/4"	56.3	23.4	20	NBR
		103251402	1/4" NPT	56.3	23.4	20	NBR
NIPPLES	Female thread	103256202	G 1/4"	52.1	23.1	20	NBR
		103256402	1/4" NPT	52.1	23.1	20	NBR

Thread connections are listed according to ISO Standards. All measurements are in mm. Check with an authorized CEJN distributor for availability and prices. Please visit our website, www.cejn.com, for general maintenance tips.

Series 415 – DN 8.9

CEJN unique profile

- One-hand operated
- Small external dimensions
- Low connection force

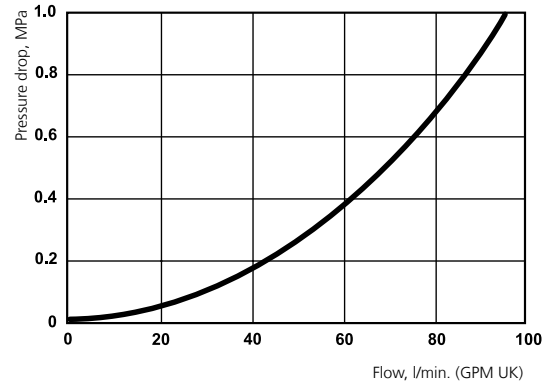
The Series 415 is part of CEJN's Classic Range of hydraulic couplings that offer numerous advantages. The range is frequently used in demanding applications where conventional couplings do not meet the requirements. The low connection force combined with high flow and small external dimensions provide convenient and trouble free service.

Please refer to the Fluid range Series 414 for an all brass version and Series 416 for a stainless steel version.



TECHNICAL DATA PRESSURE DROP CHART

- Nominal flow diameter 8.9 mm
 - Flow capacity 61 l/min
 - Max. working pressure connected 25.0 MPa (250 bar)
 - Max. working pressure disconnected 10.0 MPa (100 bar)
 - Min. burst pressure connected 100.0 MPa (1000 bar)
 - Min. burst pressure disconnected 100.0 MPa (1000 bar)
 - Temperature range -30°C – +100°C
 - Material coupling..... Steel (zinc passivation)
 - Material nipple..... Hardened steel (zinc passivation)
 - Material seal..... Nitrile (NBR), other sealing materials on request
 - Connectability Without pressure
 - Disconnection under pressure Not allowed
- Flow capacity is measured at 0.4 MPa pressure drop.*



		Part No.	Connection	Length	Diameter	Hexagon	Seal
COUPLINGS	Female thread	104151204	G 3/8"	66.2	28.4	24	NBR
		104151205	G 1/2"	68.7	31.2	27	NBR
		104151404	3/8" NPT	66.2	28.4	24	NBR
	Male thread	104151405	1/2" NPT	68.7	31.2	27	NBR
		104151254	G 3/8"	69.7	28.4	24	NBR
		104151255	G 1/2"	68.7	31.2	27	NBR
NIPPLES	Female thread	104156204	G 3/8"	58.6	31.2	27	NBR
		104156205	G 1/2"	62.5	31.2	27	NBR
		104156404	3/8" NPT	58.6	31.2	27	NBR
	Male thread	104156405	1/2" NPT	61.5	31.2	27	NBR
		104156254	G 3/8"	61.1	31.2	27	NBR
		104156255	G 1/2"	63.1	31.2	27	NBR

Thread connections are listed according to ISO Standards. All measurements are in mm. Check with an authorized CEJN distributor for availability and prices. Please visit our website, www.cejn.com, for general maintenance tips.

Series 605 – DN 14.5

CEJN unique profile

- One-hand operated
- Small external dimensions
- Low connection force

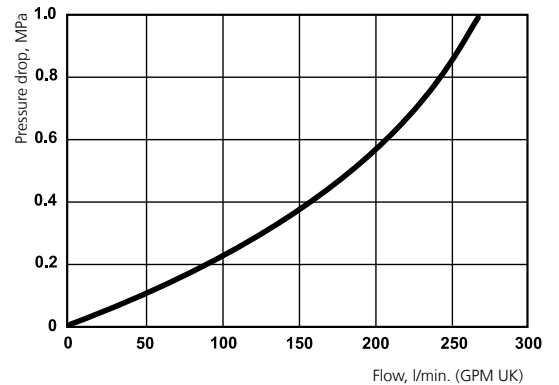
The Series 605 is part of CEJN's Classic Range of hydraulic couplings that offer numerous advantages. The range is frequently used in demanding applications where conventional couplings do not meet the requirements. The low connection force combined with high flow and small external dimensions provide convenient and trouble free service.

Please refer to the Fluid range Series 604 for an all brass version and Series 606 for a stainless steel version.



TECHNICAL DATA PRESSURE DROP CHART

- Nominal flow diameter 14.5 mm
 - Flow capacity 167 l/min
 - Max. working pressure connected 32.0 MPa (320 bar)
 - Max. working pressure disconnected 10.0 MPa (100 bar)
 - Min. burst pressure connected 100.0 MPa (1000 bar)
 - Min. burst pressure disconnected 100.0 MPa (1000 bar)
 - Temperature range -30°C – +100°C
 - Material coupling..... Steel (zinc passivation)
 - Material nipple..... Hardened steel (zinc passivation)
 - Material seal..... Nitrile (NBR), other sealing materials on request
 - Connectability Without pressure
 - Disconnection under pressure Not allowed
- Flow capacity is measured at 0.4 MPa pressure drop.*



		Part No.	Connection	Length	Diameter	Hexagon	Seal
COUPLINGS	Female thread	106051201	G 3/4"	85.4	47.4	41	NBR
		106051401	3/4" NPT	85.4	47.4	41	NBR
NIPPLES	Female thread	106056201	G 3/4"	80	45	36	NBR
		106056401	3/4" NPT	80	45	36	NBR

Thread connections are listed according to ISO Standards. All measurements are in mm. Check with an authorized CEJN distributor for availability and prices. Please visit our website, www.cejn.com, for general maintenance tips.

Series 705 – DN 19

CEJN unique profile

- One-hand operated
- Small external dimensions
- Low connection force

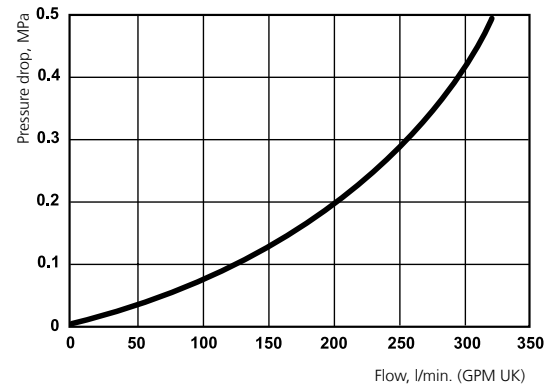
The Series 705 is part of CEJN's Classic Range of hydraulic couplings that offer numerous advantages. The range is frequently used in demanding applications where conventional couplings do not meet the requirements. The low connection force combined with high flow and small external dimensions provide convenient and trouble free service.

Please refer to the Fluid range Series 704 for an all brass version and Series 706 for a stainless steel version.



TECHNICAL DATA PRESSURE DROP CHART

Nominal flow diameter 19 mm
Flow capacity 290 l/min
Max. working pressure connected 32.0 MPa (320 bar)
Max. working pressure disconnected 10.0 MPa (100 bar)
Min. burst pressure connected 100.0 MPa (1000 bar)
Min. burst pressure disconnected 100.0 MPa (1000 bar)
Temperature range -30°C – +100°C
Material coupling..... Steel (zinc passivation)
Material nipple..... Hardened steel (zinc passivation)
Material seal..... Nitrile (NBR), other sealing materials on request
Connectability Without pressure
Disconnection under pressure Not allowed
Flow capacity is measured at 0.4 MPa pressure drop.



		Part No.	Connection	Length	Diameter	Hexagon	Seal
COUPLINGS	Female thread	107051203	G 1"	95	53.1	46	NBR
		107051403	1" NPT	95	53.1	46	NBR
NIPPLES	Female thread	107056203	G 1"	86	53.1	46	NBR
		107056403	1" NPT	87.5	53.1	46	NBR

Thread connections are listed according to ISO Standards. All measurements are in mm. Check with an authorized CEJN distributor for availability and prices. Please visit our website, www.cejn.com, for general maintenance tips.

X-Series – Accessories

Included as accessories in the X-Series range are dust caps for both couplings and nipples and seal kits for nipples. The dust caps can be joined together when the coupling and nipple are connected. This keeps the dust caps clean, which prevents dust and debris from entering the system. The seal kits contain two O-rings and a backup ring to replace the front seal on the nipple.



		Part No.	Description
SEAL KITS FOR NIPPLES	DN 6.3	102654900	NBR
		102654910	FPM
	DN 10	103654900	NBR
		103654910	FPM
	DN 12.5	105654900	NBR
		105654910	FPM
	DN 16	106654900	NBR
		106654910	FPM
	DN 19	107654900	NBR
		107654910	FPM
DUST CAPS	DN 5.0	091651000	For couplings
		091651050	For nipples
	DN 6.3	092651000	For couplings
		092651050	For nipples
	DN 10	093651000	For couplings
		093651050	For nipples
	DN 12.5	095651000	For couplings
		095651050	For nipples
	DN 16	096651000	For couplings
		096651050	For nipples
	DN 19	097651000	For couplings
		097651050	For nipples

Thread connections are listed according to ISO Standards. All measurements are in mm. Check with an authorized CEJN distributor for availability and prices. Please visit our website, www.cejn.com, for general maintenance tips.

Classic Range – Accessories

Included as accessories in the Nordic range are dust caps for both couplings and nipples and seal kits for couplings. The dust caps can be joined together when the coupling and nipple are connected. This keeps the dust caps clean, which prevents dust and debris from entering the system. The seal kits contain two O-rings and a backup ring for replacing the outer seals in the coupling.



		Part No.	Description
SEAL KITS FOR COUPLINGS	DN 6.3	105254900	NBR
	DN 10	105254901	NBR
	DN 12.5	105254902	NBR
	DN 20	105254903	NBR
	DN 25	105254904	NBR
	DUST CAPS	DN 6.3	095251001
095251051			For nipples
DN 10		095251002	For couplings
		095251052	For nipples
		095251003	For couplings
DN 12.5		095251053	For nipples
		095251004	For couplings
DN 20		095251054	For nipples
		095251005	For couplings
DN 25		095251055	For nipples

Check with an authorized CEJN distributor for availability and prices. Please visit our website, www.cejn.com, for general maintenance tips.

Snap-Check – Accessories

Available as Snap-Check accessories are; a protective rubber cover that fits all Snap-Check Gauges, screw-on metal dust caps with wire straps that fits all standard nipples, copper seals to ensure leak-free gauge connections, rubber/metal seals for parallel male threaded nipples, and a durable carrying case.

CEJN's Snap-Check pressure testing system, monitors and diagnoses fluid systems in a snap. This monitoring system identifies operating pressure surges without the need for a permanently installed gauge. Applications include mobile equipment, injection molding machines, oil and gas equipment, marine vessels, and production machinery. For specific requirements, customized systems are available that include a wide range of gauges.



	Part No.	Connection	Description
RUBBER METAL SEAL	199500061	G 1/8"	For 1/8" parallel male thread (tredo/dowty)
	199500062	G 1/4"	For 1/4" parallel male thread (tredo/dowty)
	199500064	G 3/8"	For 3/8" parallel male thread (tredo/dowty)
COPPER SEAL	193560210	-	Copper seal ensures leak-free guage connections
PROTECTIVE RUBBER COVER	199422500	-	Rubber cover, fits all gauges
CASE	193560292	-	Carrying case without components. Measurements 375 x 270 mm.

Thread connections are listed according to ISO Standards. All measurements are in mm. Check with an authorized CEJN distributor for availability and prices. Please visit our website, www.cejn.com, for general maintenance tips.

Snap-Check – Hose

Extremely flexible, thermoplastic, high-pressure hose assemblies enable users to monitor pressures from remote locations and easily connect gauges in confined areas.

CEJN's Snap-Check pressure testing system, monitors and diagnoses fluid systems in a snap. This monitoring system identifies operating pressure surges without the need for a permanently installed gauge. Applications include mobile equipment, injection molding machines, oil and gas equipment, marine vessels, and production machinery. For specific requirements, customized systems are available that include a wide range of gauges.



TECHNICAL DATA

Nominal flow diameter 2.0 mm
Max. working pressure..... 60.0 MPa (600 bar)
Min. burst pressure..... 130.0 MPa (1300 bar)
Temperature range -30°C – +100°C

	Part No.	Connection 1	Connection 2	Length	Diameter	Hexagon
HOSE	Including adapters Male - Female 193560021	G 1/4"	G 1/4"	850	-	-
	193560041	G 1/4"	G 1/4"	1650	-	-
	193560061	G 1/4"	G 1/4"	2500	-	-
	193560081	G 1/4"	G 1/4"	4000	-	-

Thread connections are listed according to ISO Standards. All measurements are in mm. Check with an authorized CEJN distributor for availability and prices. Please visit our website, www.cejn.com, for general maintenance tips.

Snap-Check – Couplings and Nipples

The couplings and nipples of the Snap-Check system have a maximum working pressure of 60 MPa. This ensures extra long, leak-free service and unsurpassed reliability. The system can also be connected under pressure up to 30 MPa on the nipple side and is available with G, R, NPT, UNF and metric threads. Couplings and nipples come with standard red dust caps to keep them clean and prevent dirt from entering the system.

CEJN's Snap-Check pressure testing system, monitors and diagnoses fluid systems in a snap. This monitoring system identifies operating pressure surges without the need for a permanently installed gauge. Applications include mobile equipment, injection molding machines, oil and gas equipment, marine vessels, and production machinery. For specific requirements, customized systems are available that include a wide range of gauges.



TECHNICAL DATA

Nominal flow diameter 1.5 mm
 Connection under pressure 30.0 MPa (300 bar)
 Max. working pressure connected 60.0 MPa (600 bar)

Min. burst pressure connected 130.0 MPa (1300 bar)
 Min. burst pressure disconnected 240.0 MPa (2400 bar)
 Temperature range -30°C – +100°C

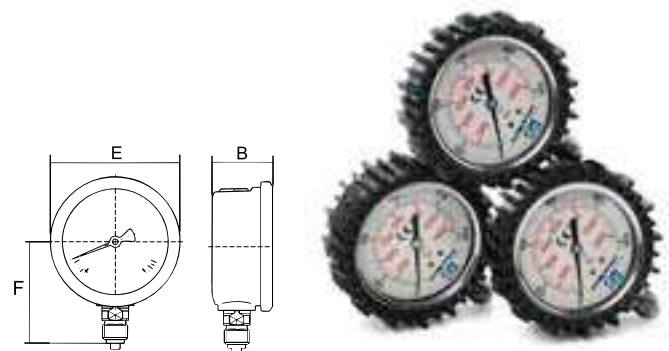
		Part No.	Connection	Length	Diameter	Hexagon
COUPLINGS WITHOUT VALVE	Female thread	103580202	G 1/4"	46.8	23.4	20
		103580402	1/4" NPT	46.3	23.4	20
	Female, 90° angle thread	103580232	G 1/4"	56.3	23.4	22
		103580432	1/4" NPT	56.3	23.4	22
NIPPLES WITH VALVE	Male thread	103586151	R 1/8"	49.7	19.6	17
		103586152	R 1/4"	53.8	19.6	17
		103586154	R 3/8"	53.8	19.6	17
		103586251	G 1/8"	51.8	19.6	17
		103586282	G 1/4"	53.7	21.9	19
		103586254	G 3/8"	53.8	27.7	24
		103586451	1/8" NPT	48.8	19.6	17
		103586452	1/4" NPT	52.7	19.6	17
		103586454	3/8" NPT	52.7	19.6	17
		103586551	M10x1.25	50.8	19.6	17
		103586552	M12x1.5	53.8	19.6	17
		103586554	M14x1.5	53.7	23.1	20
		103586752	UNF 7/16" - 20	54.8	19.6	17
		103586755	UNF 7/8" - 14	55.3	34.6	30

Thread connections are listed according to ISO Standards. All measurements are in mm. Check with an authorized CEJN distributor for availability and prices. Please visit our website, www.cejn.com, for general maintenance tips.

Snap-Check – Pressure Gauges

The pressure gauges of the Snap-Check system are encased in stainless steel AISI 304. The Snap-Check standard range features a combined bar/PSI scale within an accuracy of ± 1.6 percent of full scale.

CEJN's Snap-Check pressure testing system, monitors and diagnoses fluid systems in a snap. This monitoring system identifies operating pressure surges without the need for a permanently installed gauge. Applications include mobile equipment, injection molding machines, oil and gas equipment, marine vessels, and production machinery. For specific requirements, customized systems are available that include a wide range of gauges.



		Part No.	Connection	B	E	F	Pressure range
Ø 63 MM	Bottom connection Male thread	193560102	G 1/4"	-	-	-	0–25 bar
		193560107	G 1/4"	32	68	54	0–60 bar
		193560108	G 1/4"	-	-	-	0–100 bar
		193560126	G 1/4"	32	68	54	0–250 bar
		193560141	G 1/4"	32	68	54	0–400 bar
		193560146	G 1/4"	32	68	54	0–600 bar
		199402120	G 1/4"	28	68	55.3	0–1000 bar

Thread connections are listed according to ISO Standards. All measurements are in mm. Check with an authorized CEJN distributor for availability and prices. Please visit our website, www.cejn.com, for general maintenance tips.

Multicoupling (Multi-X)

For professional users



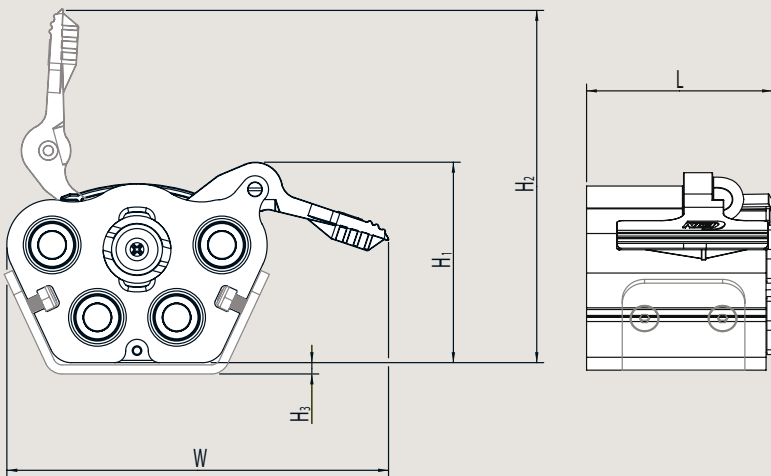
Multi-X range

Technical data

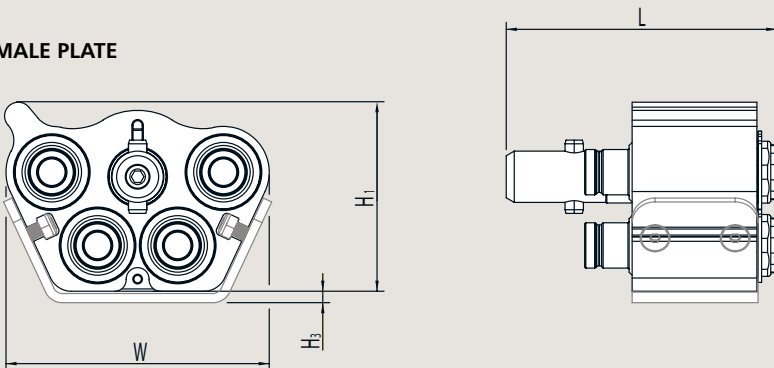
Max. working pressure	35 MPa
Min. burst pressure	120 MPa
Temperature range	-30°C to +100°C (-22°F to +212°F)
Material female plate	Zinc plated steel, anodized aluminum, zinc, brass
Material male plate	Zinc plated steel, anodized aluminum, brass
Material seal	Nitril (NBR)
Connectability	<ol style="list-style-type: none"> 1. Up to 35 MPa residual pressure on the male side and free to drain on the female side. 2. Up to 25 MPa residual pressure on the female side and free to drain on the male side. 3. Up to 25 MPa residual pressure on the male side and 1 MPa return pressure on the female side.
Disconnection under pressure	To be avoided. Residual pressure can result in recoil effect during disconnection. Always grip the lever firmly.
Comment	Contact CEJN technical support for recommendations for high impulse applications.

Measurements

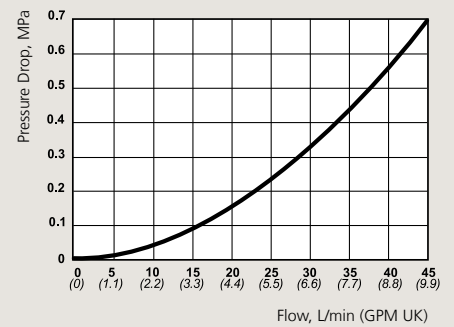
FEMALE PLATE



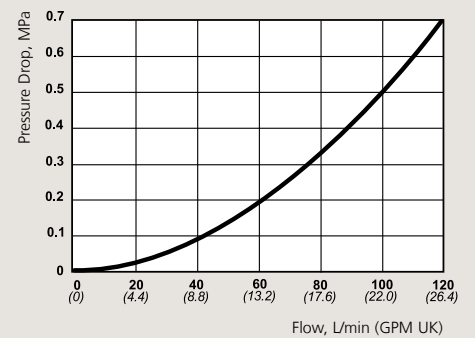
MALE PLATE



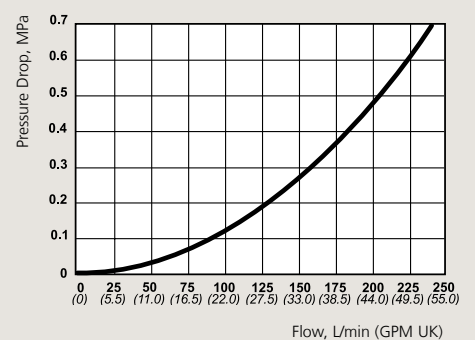
FLOW DN 10



FLOW DN 12.5



FLOW DN 19



Multi-X Duo 10

Nominal flow dia 10 mm (3/8")



	Part no	No Ports	Connection	L	W	H1	H2	H3
FEMALE PLATE	109322000	2	WEO 1/2"	83	168	70	138	5
MALE PLATE	109322050	2	WEO 3/8"	116	116	66	-	5

Multi-X Duo 12.5

Nominal flow dia 12.5 mm (1/2")



	Part no	No Ports	Connection	L	W	H1	H2	H3
FEMALE PLATE	109322001	2	WEO 3/4"	98	176	79	139	5
MALE PLATE	109322051	2	WEO 1/2"	138	132	73	-	5

Multi-X Quattro 10

Nominal flow dia 10 mm (3/8")



	Part no	No Ports	Connection	L	W	H1	H2	H3
FEMALE PLATE	109323000	4	WEO 1/2"	83	168	88	155	5
MALE PLATE	109323050	4	WEO 3/8"	116	116	83	-	5

Multi-X Quattro 10/12.5

Nominal flow dia 10mm (3/8")/12.5 mm (1/2")



	Part no	No Ports	Connection	L	W	H1	H2	H3
FEMALE PLATE	109324000	4	WEO 1/2" + 3/4"	98	176	99	159	5
MALE PLATE	109324050	4	WEO 3/8" + 1/2"	138	132	93	-	5

Multi-X Quattro 12.5

Nominal flow dia 12.5 mm (1/2")



	Part no	No Ports	Connection	L	W	H1	H2	H3
FEMALE PLATE	109324001	4	WEO 3/4"	98	176	99	159	5
MALE PLATE	109324051	4	WEO 1/2"	138	132	93	-	5

Multi-X Quattro 12.5/19

Nominal flow dia 12.5 mm (1/2")/19mm (3/4")




	Part no	No Ports	Connection	L	W	H1	H2	H3
FEMALE PLATE	109325000	4	WEO 3/4"	120	214	107	170	5
MALE PLATE	109325050	4	WEO 1/2" + 3/4"	182	179	97	-	5

All measurements are in mm.

Multi-X Accessories

Multi-X Electric Connector kits

Multi-X can be fitted with an electric connector kit on both the male and the female plate. The kits contain all necessary components as well as assembly instructions and dust caps.



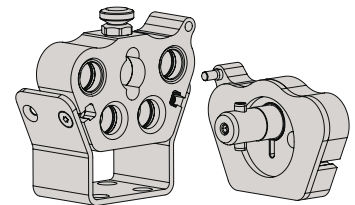
Connections..... 10 + ground
Voltage..... 48 V
Current..... 16 Amp.

	Suitable for	Part no	L	W	H1	H2	H3
ELECTRIC CONNECTOR KIT FOR FEMALE PLATE	Multi-X Duo 10	109320010	83	168	101	169	5
	Multi-X Duo 12.5	109320011	98	176	110	170	5
	Multi-X Quattro 10	109320012	83	168	119	186	5
	Multi-X Quattro 10/12.5	109320013	98	176	130	190	5
	Multi-X Quattro 12.5	109320014	98	176	130	190	5
	Multi-X Quattro 12.5/19	109320015	120	214	138	201	5
ELECTRIC CONNECTOR KIT FOR MALE PLATE	Multi-X Duo 10	109320050	116	116	97	-	5
	Multi-X Duo 12.5	109320051	138	132	104	-	5
	Multi-X Quattro 10	109320052	116	116	114	-	5
	Multi-X Quattro 10/12.5	109320053	138	132	124	-	5
	Multi-X Quattro 12.5	109320054	138	132	124	-	5
	Multi-X Quattro 12.5/19	109320055	182	179	128	-	5

Measurements refer to outside dimensions of the Multi-X plate with the electrical connector kit installed. All measurements are in mm.

Multi-X Aluminum Cover/Parking Dock

The aluminum covers can be used as heavy duty protection when the plates are disconnected. The covers can also easily be mounted and used as fixed parking docks. Covers are only available for plates without electric connectors (can be used with the electric connector but will not cover the electric pins).

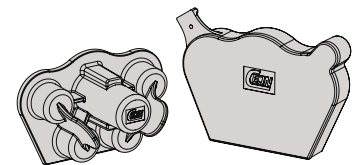


Material Aluminum

	Suitable for	Part no
ALUMINUM COVER/PARKING DOCK FOR FEMALE PLATE	Multi-X Duo 10	109321020
	Multi-X Duo 12.5	109321021
	Multi-X Quattro 10	109321022
	Multi-X Quattro 10/12.5	109321023
	Multi-X Quattro 12.5	109321023
	Multi-X Quattro 12.5/19	109321025
ALUMINUM COVER/PARKING DOCK FOR MALE PLATE	Multi-X Duo 10	109321070
	Multi-X Duo 12.5	109321071
	Multi-X Quattro 10	109321072
	Multi-X Quattro 10/12.5	109321073
	Multi-X Quattro 12.5	109321074
	Multi-X Quattro 12.5/19	109321075

Multi-X Dust caps

The plastic dust caps are enclosed with each plate, but can also be purchased separately.



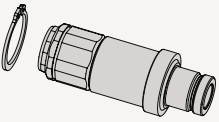
Material Soft PVC

	Suitable for	Part no		Suitable for	Part no
DUST CAPS FOR FEMALE PLATE	Multi-X Duo 10	099321000	DUST CAPS FOR MALE PLATE	Multi-X Duo 10	099321050
	Multi-X Duo 12.5	099321002		Multi-X Duo 12.5	099321052
	Multi-X Quattro 10	099321001		Multi-X Quattro 10	099321051
	Multi-X Quattro 10/12.5	099321003		Multi-X Quattro 10/12.5	099321053
	Multi-X Quattro 12.5	09 9321003		Multi-X Quattro 12.5	099321053
	Multi-X Quattro 12.5/19	099321005		Multi-X Quattro 12.5/19	099321055
DUST CAPS FOR FEMALE PLATE WITH ELECTRIC CONNECTOR	Multi-X Duo 10	099321010	DUST CAPS FOR MALE PLATE WITH ELECTRIC CONNECTOR	Multi-X Duo 10	099321060
	Multi-X Duo 12.5	099321012		Multi-X Duo 12.5	099321062
	Multi-X Quattro 10	099321011		Multi-X Quattro 10	099321061
	Multi-X Quattro 10/12.5	099321013		Multi-X Quattro 12.5	099321063
	Multi-X Quattro 12.5	099321013		Multi-X Quattro 10/12.5	099321063
	Multi-X Quattro 12.5/19	099321015		Multi-X Quattro 12.5/19	099321065

Multi-X Spare Parts

Multi-X Coupling and Nipple kits

The couplings and nipples in the Multi-X plates can be replaced. The nipple kit contains nipple and retaining ring. The coupling kit contains a complete set of parts for replacement of one coupling. The seal kit contains one O-ring and one backup ring to replace the front seal on the nipple.

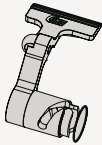
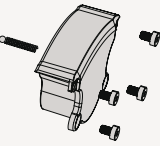
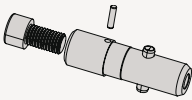
	DN size	Suitable for	Part no	WEO connection
NIPPLE KIT 	DN 10	Multi-X Duo 10 Multi-X Quattro 10 Multi-X Quattro 10/12.5	103646904	3/8"
	DN 12.5	Multi-X Quattro 12.5 Multi-X Quattro 10/12.5 Multi-X Quattro 12.5/19	105646905	1/2"
	DN 19	Multi-X Quattro 12.5/19	107646901	3/4"
COUPLING KIT 	DN 10	Multi-X Duo 10 Multi-X Quattro 10 Multi-X Quattro 10/12.5	103651905	1/2"
	DN 12.5	Multi-X Quattro 12.5 Multi-X Quattro 10/12.5 Multi-X Quattro 12.5/19	105651907	3/4"
	DN 19	Multi-X Quattro 12.5/19	107651901	3/4"
SEAL KITS	DN 10	Nipple DN10	103654900	-
	DN 12.5	Nipple DN12.5	105654900	-
	DN 19	Nipple DN19	107654900	-

Multi-X Mounting Bracket

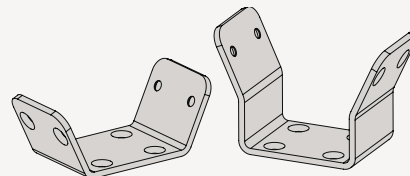
The mounting bracket is enclosed with all female Multi-X plates, but can be used with both the female or male plate.

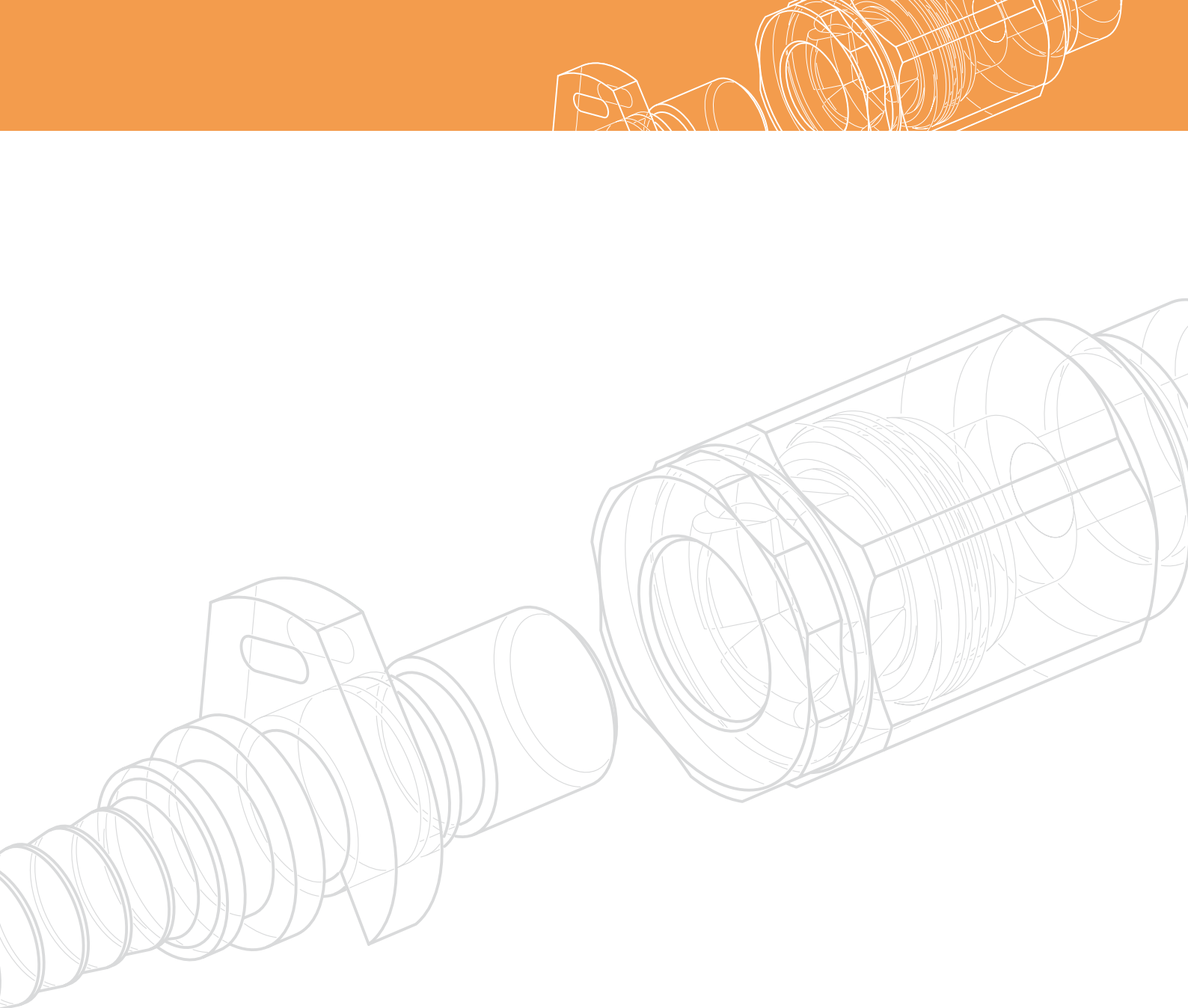
Material Powder coated steel

Multi-X Spare Parts

	Suitable for	Part no
LEVER ASSEMBLY 	Multi-X Duo 10 Multi-X Quattro 10	109324960
	Multi-X Duo 12.5 Multi-X Quattro 12.5 Multi-X Quattro 10/12.5	109324970
	Multi-X Quattro 12.5/19	109324980
BACK LID KIT 	Multi-X Duo 10 Multi-X Quattro 10	109324961
	Multi-X Duo 12.5 Multi-X Quattro 12.5 Multi-X Quattro 10/12.5	109324971
	Multi-X Quattro 12.5/19	109324981
CENTER BOLT KIT 	Multi-X Duo 10 Multi-X Quattro 10	109324962
	Multi-X Duo 12.5 Multi-X Quattro 12.5 Multi-X Quattro 10/12.5	109324972
	Multi-X Quattro 12.5/19	109324982

	Suitable for	Part no
MOUNTING BRACKET FOR FEMALE/MALE PLATES	Multi-X Duo 10 Multi-X Quattro 10 Multi-X Duo 12.5	109324963 109324965 109324973
	Multi-X Quattro 12.5 Multi-X Quattro 10/12.5	109324975
	Multi-X Quattro 12.5/19	109324985
MOUNTING BRACKET FOR FEMALE/MALE PLATES WITH ELECTRICAL CONNECTOR	Multi-X Duo 10 Multi-X Quattro 10 Multi-X Duo 12.5	109324964 109324966 109324974
	Multi-X Quattro 12.5 Multi-X Quattro 10/12.5	109324976
	Multi-X Quattro 12.5/19	109324986





CEJN WEO Plug-In

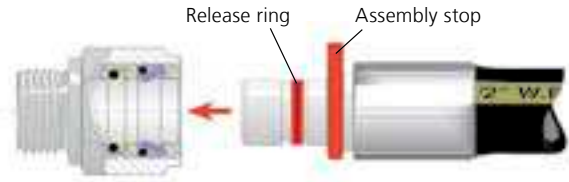
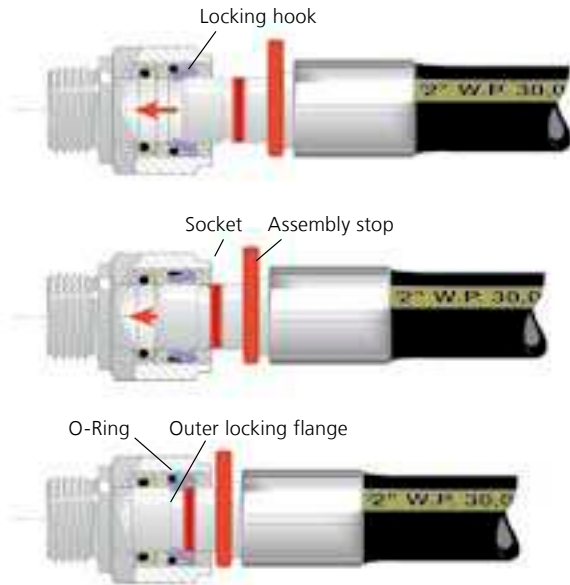
*Hydraulic fitting technology
– made easy and cost-effective*



WEO Plug-In – Function

Connection

1. Make sure the assembly stop is in place and the release ring runs freely in its groove.



2. The plug is pushed into the socket that the locking hooks are pressed outwards.

3. Push the plug all the way in until the assembly stop touches the socket.

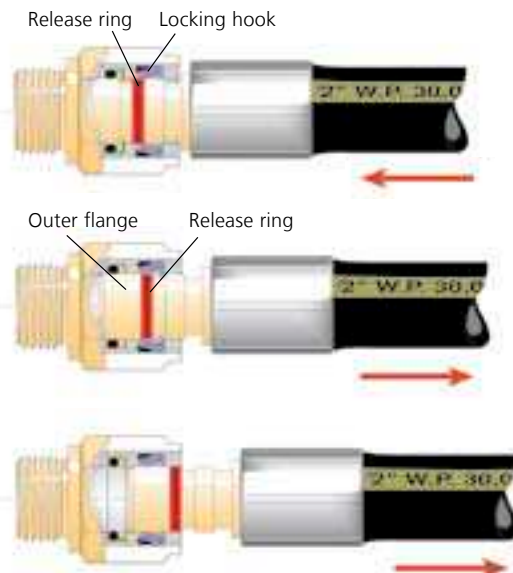
4. The O-ring presses the locking hooks inwards so that they grip the outer locking flange on the plug. The coupling is now locked and cannot be disconnected.

Disconnection

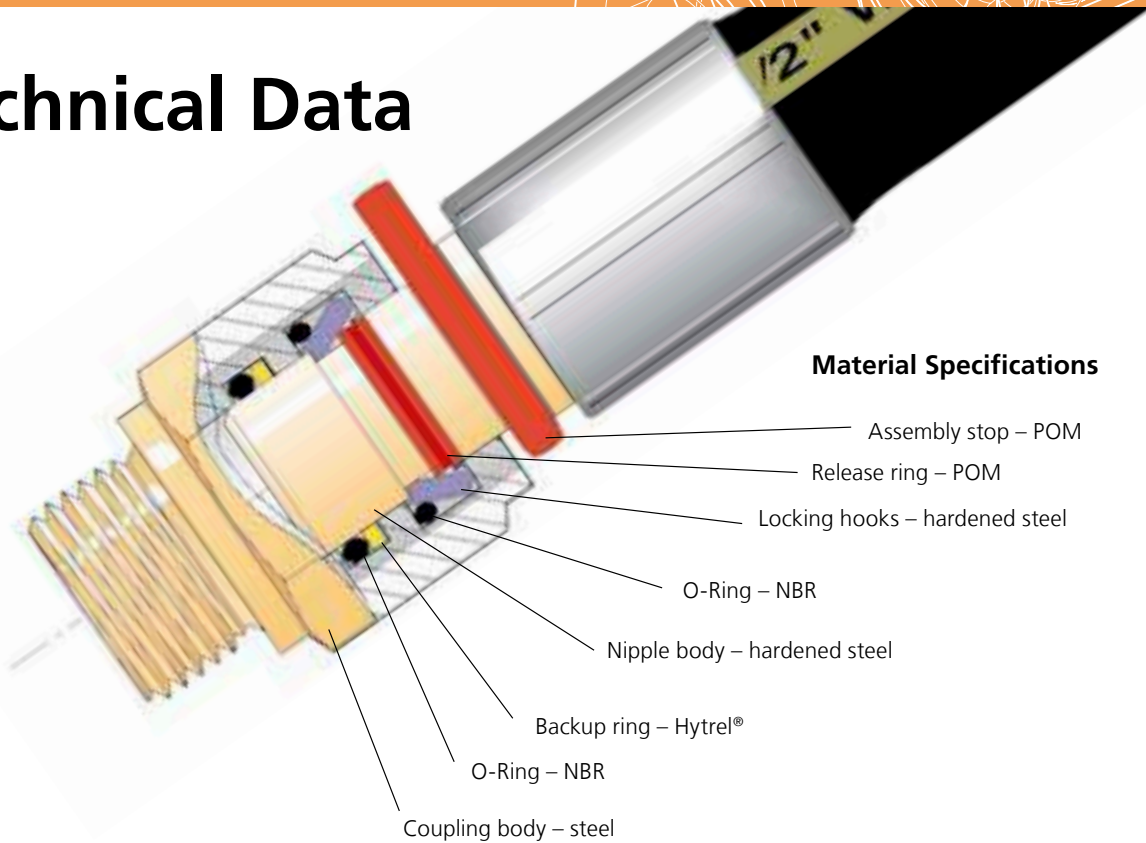


2. Push the plug all the way in that the release ring pushes the locking hooks aside.

3. Due to pulling out the plug the outer flange gets contact with the release ring. While pulling it backwards the release ring prevents the hook from locking and allowing the plug to be pulled backwards.



Technical Data



Material Specifications

- Assembly stop – POM
- Release ring – POM
- Locking hooks – hardened steel
- O-Ring – NBR
- Nipple body – hardened steel
- Backup ring – Hytrel®
- O-Ring – NBR
- Coupling body – steel

Tests

WEO Plug-In hose fittings have been tested and approved by the Swedish Institute of Materials Testing and Research to SS-ISO 8032 – Half Omega Test, and have been burst tested to a minimum pressure of four times the working pressure. The fittings have also been tested and approved by TÜV, Germany.

Temperature Range

-30°C – +100°C (-22°F – +212°F)

Working Pressure, Safety to Factor

WEO fitting sizes 1/4 inch through 3/4 inch have a maximum working pressure of 350 bar (5075 PSI). The 1-inch size has a maximum working pressure of 250 bar (3625 PSI). A minimum safety factor of 4:1 between burst pressure and working pressure applies to all sizes.

Note: Working pressure may vary among sizes. Refer to the data for each product range.

Hose Size Working Pressure

-03	3/16"	350 bar
-04	1/4"	350 bar
-05	5/16"	350 bar
-06	3/8"	350 bar
-08	1/2"	350 bar
-10	5/8"	350 bar
-12	3/4"	350 bar
-16	1"	250 bar

Hose Standards

SAE	DIN	EN
100R1A	1ST 20022	853-1ST
100R1AT	1SN 20022	853-1SN
100R2A	2ST 20022	853-2ST
100R2AT	2SN 20022	853-2SN
100R9R	4SP 20023	856-4SP
		857-1SC
		857-2SC

Compatible Hose Styles

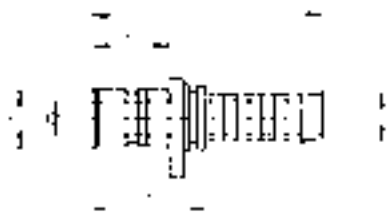
WEO Plug-In hose stems can be crimped onto most common single- and multiple-braid hydraulic hose up through 1 inch (-16 size) and light spiral reinforced hose. Use the standard tooling and corresponding ferrule for each type of hose. Crimping instructions see Instructions at www.cejn.com.

WEO Product Range

Nipples

– Straight Hose Connection

Series 710 features Plug-In nipples with straight hose connections for one/two wire braided hydraulic hose in sizes 1/4" to 1".



TECHNICAL DATA

Material nipple..... Hardened Steel (CrVI free)

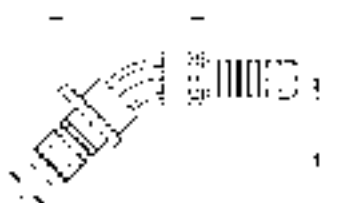
Temperature range -30°C – +100°C

	Part No.	Connection (E)	Max working pressure	A	B	C	D	F	
Serie 710	1/4"	147100403	3/16" (5.25 mm)	350 bar	10.0	54.5	19.0	2.8	29.2
		147100404	1/4" (6.9 mm)	350 bar	10.0	58.0	19.0	4.5	30.0
	3/8"	147100604	1/4" (6.9 mm)	350 bar	13.0	61.0	22.0	4.5	33.0
		147100605	5/16" (8.6 mm)	350 bar	13.0	61.0	22.0	5.6	33.0
		147100606	3/8" (10.1 mm)	350 bar	13.0	63.0	22.0	7.0	33.0
	1/2"	147100806	3/8" (10.1 mm)	350 bar	16.0	63.0	22.0	7.0	33.0
		147100808	1/2" (13.6 mm)	350 bar	16.0	64.0	22.0	9.5	33.0
	3/4"	147101208	1/2" (13.6 mm)	350 bar	23.0	73.5	31.0	9.5	42.5
		147101210	5/8" (16.8 mm)	350 bar	23.0	77.5	31.0	12.0	43.3
		147101212	3/4" (20 mm)	350 bar	23.0	82.0	31.0	15.0	43.0
	1"	147101616	1" (26.2 mm)	250 bar	30.0	100.5	38.5	21.0	54.0

All measurements are in mm. Check with an authorized CEJN distributor for availability and prices. Please visit our website, www.cejn.com, for general maintenance tips. Technical drawings could be downloaded from www.cejn.com.

Nipples – 45° Hose Connection

Series 712 features Plug-In nipples with 45° hose connections for one/two wire braided hydraulic hose in sizes 1/4" to 3/4".



TECHNICAL DATA

Material nipple..... Hardened Steel (CrVI free)

Temperature range -30°C – +100°C

	Part No.	Connection (E)	Max working pressure	A	B	C	D
Serie 712	147120404	1/4" (6.9 mm)	350 bar	10.0	28.0	51.0	4.5
	147120606	3/8" (10.1 mm)	350 bar	13.0	33.0	59.0	7.0
	147120808	1/2" (13.6 mm)	350 bar	16.0	36.0	66.0	9.0
	147121212	3/4" (23 mm)	350 bar	23.0	55.0	103.0	14.5

All measurements are in mm. Check with an authorized CEJN distributor for availability and prices. Please visit our website, www.cejn.com, for general maintenance tips. Technical drawings could be downloaded from www.cejn.com.

Nipples – 90° Hose Connection

Series 714 features Plug-In nipples with 90° hose connections for one/two wire braided hydraulic hose in sizes 1/4" to 1/2".

TECHNICAL DATA

Material nipple..... Hardened steel (CrVI free)
Temperature range -30°C – +100°C

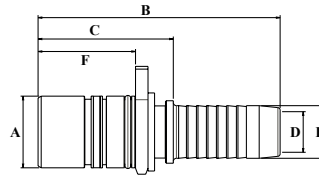


	Part No.	Connection (E)	Max working pressure	A	B	C	D
Series 714	147140404	1/4" (6.9 mm)	350 bar	10.0	51.0	34.0	4.5
	147140606	3/8" (10.1 mm)	350 bar	13.0	60.0	39.0	7.0
	147140806	3/8" (10.1 mm)	350 bar	16.0	61.0	39.0	7.0
	147140808	1/2" (13.6 mm)	350 bar	16.0	69.0	48.0	9.0

All measurements are in mm. Check with an authorized CEJN distributor for availability and prices. Please visit our website, www.cejn.com, for general maintenance tips. Technical drawings could be downloaded from www.cejn.com.

Plug

Series 716 features Plug-In nipples with straight hose connections for one/two wire braided hydraulic hose in sizes 3/8" to 1". This nipple series is specifically made to correspond to the WEO Plug-In swivel Series 860.



TECHNICAL DATA

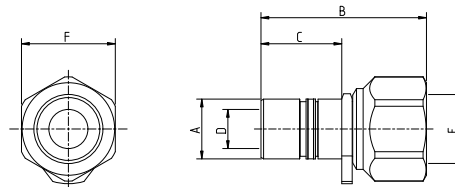
Material Plug..... Hardened steel (CrVI free)
Temperature range -30°C – +100°C

	Part No.	Connection (E)	Max working pressure	A	B	C	D	E	F
Series 716	147160616	G 3/8"	350 bar	13	63	33	6.5	10.1	22.3
	147160818	G 1/2"	350 bar	16	64	33	9	13.6	22.5
	147161222	G 3/4"	350 bar	23	82	43	15	20	31
	147161626	G 1"	350 bar	30	100.5	54	21	26.2	38.5

All measurements are in mm. Check with an authorized CEJN distributor for availability and prices. Please visit our website, www.cejn.com, for general maintenance tips. Technical drawings could be downloaded from www.cejn.com.

Plug

Series 721 features Plug nipples in size 1/4" to 3/8".



	Part.No	Connection (E)	Max WP connected (bar)	Hexagon (H)	A	B	C	D	E	F
Serie 721	147210606	G 3/8" Female	350 bar	24	3/8" (13 mm)	48.0	22.0	7.0	3/8"	27.0
	147210608	G 3/8" Female	350 bar	27	3/8" (13 mm)	52.0	22.0	7.0	1/2"	30.6
	147210806	G 1/2" Female	350 bar	27	1/2" (16 mm)	49.5	22.0	9.5	3/8"	30.6
	147210848	G 1/2" Female	350 bar	27	1/2" (16 mm)	50.0	22.0	9.5	1/2"	30.6
	147211208	G 3/4" Female	350 bar	36	3/4" (23 mm)	60.2	31.2	15.0	1/2"	30.6
	147211212	G 3/4" Female	350 bar	36	3/4" (23 mm)	63.5	31.0	15.0	3/4"	40.0

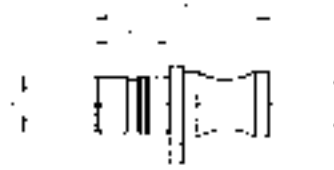
Thread connections are listed according to ISO Standards. All measurements are in mm. Check with an authorized CEJN distributor for availability and prices. Please visit our website, www.cejn.com, for general maintenance tips.

Plug – Male Plug

Series 723 features Plug-In stop nipples in size 1/4" to 1".

TECHNICAL DATA

Material nipple..... Hardened steel (zinc plated)
Temperature range -30°C – +100°C



	Part No.	Connection (E)	Max working pressure	A	B	C	E
Serie 723	147230400	G 1/4"	350 bar	10.0	43.0	19.0	12.0
	147230600	G 3/8"	350 bar	13.0	50.0	22.0	16.0
	147230800	G 1/2"	350 bar	16.0	50.0	22.0	19.0
	147231200	G 3/4"	350 bar	23.0	59.0	31.0	25.0
	147231600	G 1"	250 bar	30.0	75.0	38.5	33.0

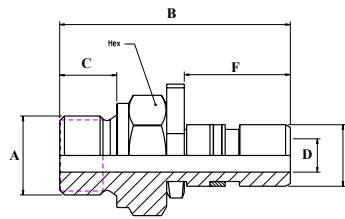
All measurements are in mm. Check with an authorized CEJN distributor for availability and prices. Please visit our website, www.cejn.com, for general maintenance tips. Technical drawings could be downloaded from www.cejn.com.

Plug Male G-thread

Series 724 features Plug-In stop nipples in size 1/4" to 1".
 Connection complies with ISO 228/1.

TECHNICAL DATA

Material nipple..... Hardened steel (zinc plated)
Temperature range -30°C – +100°C



	Part No.	Connection (E)	Max working pressure	A	B	C	D	F
Serie 724	147240404	G 1/4"	350 bar	10	43	12	4.5	19.3
	147240606	G 3/8"	350 bar	13	48.5	12	7	22
	147240808	G 1/2"	350 bar	16	52	14	9.5	22.5
	147241212	G 3/4"	350 bar	23	65	16	15	31.2
	147241616	G 1"	350 bar	30				

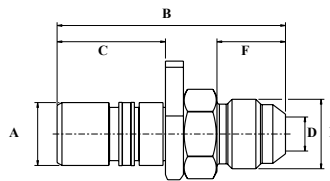
All measurements are in mm. Check with an authorized CEJN distributor for availability and prices. Please visit our website, www.cejn.com, for general maintenance tips. Technical drawings could be downloaded from www.cejn.com.

Plug Male JIC 37°

Series 724 features Plug-In stop nipples in size 1/4" to 1".
 Connection complies with EN ISO 8434-2

TECHNICAL DATA

Material nipple..... Hardened steel (zinc plated)
Temperature range -30°C – +100°C



	Part No.	Connection (E)	Max working pressure	A	B	C	D	F
Serie 727	147270407	7/16" - 20 UNF	350 bar	10 (G 1/4")	42	19	4.4	
	147270609	9/16" - 18 UNF	250 bar	13 (G 3/8")	47	22.3	7	14
	147270612	3/4" - 16 UNF	250 bar	13 (G 3/8")	53	22.3	7	17
	147270809	9/16" - 18 UNF	350 bar	16 (G 1/2")	50	22	7	
	147270812	3/4" - 16 UNF	250 bar	16 (G 1/2")	52	22	9.5	
	147270813	7/8" - 14 UNF	350 bar	16 (G 1/2")	55	22	9	
	147270817	1 1/16" - 12 UNF	350 bar	16 (G 1/2")	62	22	9.5	
	147271217	1 1/16" - 12 UNF JIC 37°	200 bar	23 (G 3/4")	68	31	15	21.9

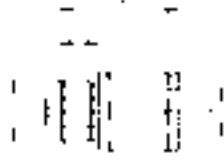
All measurements are in mm. Check with an authorized CEJN distributor for availability and prices. Please visit our website, www.cejn.com, for general maintenance tips. Technical drawings could be downloaded from www.cejn.com.

Socket – External G-Thread (ISO 228/1)

Series 810 features Plug-In couplings with external G-thread (ISO 228/1) in sizes 1/4" up to 1".

TECHNICAL DATA

Material coupling..... Hardened steel (zinc plated)
Temperature range -30°C – +100°C



	Part No.	Connection (E)	Max working pressure	A	B	C	D	F
Series 810	148100404	G 1/4"	350 bar	10.0	38.4	12.0	4.5	20
	148100606	G 3/8"	350 bar	13.0	41.9	12.0	7.0	24
	148100808	G 1/2"	350 bar	16.0	43.5	14.0	9.5	28
	148101212	G 3/4"	350 bar	23.0	56.0	16.0	9.5	36
	148101616	G 1"	250 bar	30.0	67.0	18.0	21.0	41

All measurements are in mm. Check with an authorized CEJN distributor for availability and prices. Please visit our website, www.cejn.com, for general maintenance tips. Technical drawings could be downloaded from www.cejn.com.

Socket – Female plug

Series 811 features Plug-In stop coupling in sizes 1/4" up to 1".

TECHNICAL DATA

Material coupling..... Hardened steel (zinc plated)
Temperature range -30°C – +100°C



	Part No.	Connection	Max working pressure	A	B	F
Series 811	14 8110400	G 1/4"	350 bar	10.0	29.4	20
	14 8110600	G 3/8"	350 bar	13.0	31.3	24
	14 8110800	G 1/2"	350 bar	16.0	32.3	28
	14 8111200	G 3/4"	350 bar	23.0	44.0	32
	14 8111600	G 1"	250 bar	30.0	55.0	41

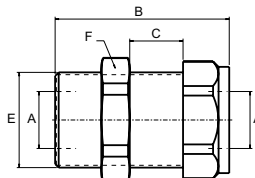
All measurements are in mm. Check with an authorized CEJN distributor for availability and prices. Please visit our website, www.cejn.com, for general maintenance tips. Technical drawings could be downloaded from www.cejn.com.

Socket – Bulkhead

Series 813 features Plug-In bulkhead couplings in sizes 1/4" up to 3/4".

TECHNICAL DATA

Material coupling..... Hardened steel (zinc plated)
Temperature range -30°C – +100°C

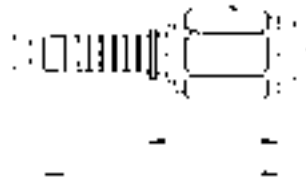


	Part No.	Connection (E)	Max working pressure	A	B	C	F
Serie 813	1/4" 148130444	M21.5x1.5	350 bar	10.0	42.8	0-18	22
	3/8" 148130646	M26x1.5	350 bar	13.0	50.8	0-25	27
	1/2" 148130848	M30x2	350 bar	16.0	50.0	0-25	32
	3/4" 148131242	M39x2	350 bar	23.0	68.0	0-25	45

All measurements are in mm. Check with an authorized CEJN distributor for availability and prices. Please visit our website, www.cejn.com, for general maintenance tips. Technical drawings could be downloaded from www.cejn.com.

Couplings – Straight Hose Connection

Series 817 features Plug-In couplings with straight hose connections for one/two wire braided hydraulic hose in sizes 1/4" up to 1".



TECHNICAL DATA


Material coupling..... Hardened steel (zinc plated)
Temperature range -30°C – +100°C

	Part No.	Connection (E)	Max working pressure	A	B	C	D	F
Series 817	148170404	3/16" (5.25 mm)	350 bar	10.0	58.5	33.2	2.8	20
	148170606	3/8" (10.1 mm)	350 bar	13.0	66.9	36.0	7.0	24
	148171212	3/4" (20 mm)	350 bar	23.0	87.0	48.0	15.0	32
	148171616	1" (26.2 mm)	250 bar	30.0	105.0	58.5	21.0	41

All measurements are in mm. Check with an authorized CEJN distributor for availability and prices. Please visit our website, www.cejn.com, for general maintenance tips. Technical drawings could be downloaded from www.cejn.com.

Socket – SAE J514 O-Ring Boss

Series 826 features Plug-In couplings SAE J514 O-ring Boss in sizes 1/4" up to 1".



TECHNICAL DATA


Material coupling..... Hardened steel (zinc plated)
Temperature range -30°C – +100°C

	Part No.	Connection (E)	Max working pressure	A	B	C	D	F
Series 826	1/4" 148260407	7/16"-20	350 bar	10.0	35.4	9.0	4.5	20
	3/8" 148260609	9/16"-18	350 bar	13.0	39.9	10.0	7.0	24
	1/2" 148260812	3/4"-16	350 bar	16.0	40.5	11.0	9.5	28
	148260814	7/8"-14	350 bar	16.0	42.1	12.6	12.7	28
	148260817	1 1/16"-12	350 bar	16.0	44.5	15.0	14.5	28
	3/4" 148261217	1 1/16"-12	350 bar	23.0	55.0	15.0	15.0	32
	1" 148261621	1 5/16"-12	250 bar	30.0	64.0	15.0	21.0	41

Thread connections are listed according to SAE Standards. All measurements are in mm. Check with an authorized CEJN distributor for availability and prices. Please visit our website, www.cejn.com, for general maintenance tips. Technical drawings could be downloaded from www.cejn.com.

Socket – External G-Thread with Integral Rubber Seal

Series 830 features Plug-In couplings with external G-thread with integral rubber seal in sizes 1/4" up to 1".



TECHNICAL DATA

Material coupling..... Hardened steel (zinc plated)
Temperature range -30°C – +100°C

	Part No.	Connection (E)	Max working pressure	A	B	C	D	F
Series 830	148300404	G 1/4"	350 bar	10.0	38.0	12.0	4.5	20
	148300606	G 3/8"	350 bar	13.0	41.0	12.0	7.0	24
	148300808	G 1/2"	350 bar	16.0	43.0	14.0	9.5	28
	148301212	G 3/4"	350 bar	23.0	56.0	16.0	15.0	34
	148301616	G 1"	250 bar	30.0	69.0	18.0	21.0	41

Thread connections are listed according to ISO Standards. All measurements are in mm. Check with an authorized CEJN distributor for availability and prices. Please visit our website, www.cejn.com, for general maintenance tips. Technical drawings could be downloaded from www.cejn.com.

Socket – Metric (ISO 6149-3)

Series 831 features Plug-In couplings with external metric thread (ISO 6149 - 3) in sizes 1/4" up to 3/4".



TECHNICAL DATA

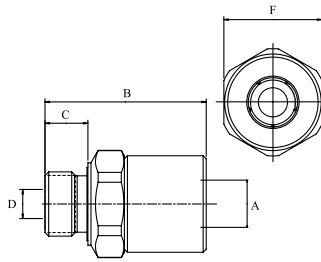
Material coupling..... Hardened steel (zinc plated)
Temperature range -30°C – +100°C

	Part No.	Connection (E)	Max working pressure	A	B	C	D	F	
Serie 831	1/4"	148310414	M14x1.5	350 bar	10.0	37.0	11.0	7.5	20
	3/8"	148310612	M18x1.5	315 bar	16.0	42.0	12.5	9.5	27
		148310616	M16x1.5	315 bar	13.0	41.4	11.5	7.5	24
	1/2"	148310818	M18x1.5	315 bar	16.0	42.0	12.5	9.5	27
	3/4"	148311222	M22x1.5	315 bar	23.0	53.0	13.0	14.0	32
		148311227	M27x2	200 bar	23.0	56.0	16.0	15.0	32

Thread connections are listed according to ISO Standards. All measurements are in mm. Check with an authorized CEJN distributor for availability and prices. Please visit our website, www.cejn.com, for general maintenance tips.

Socket – Swivel

Series 860 features Plug-In swivel couplings with external G-thread with internal rubber seal in sizes 3/8" up to 1". Recommended for the nipple series 716.



TECHNICAL DATA

Material coupling..... Steel (zinc nickle)
Temperature range -30°C – +100°C

	Part No.	Connection	Max working pressure	A	B	C	D	F
Serie 860	148600606	G 3/8"	350 bar	13.0	47.1	12.0	7.0	27
	148600808	G 1/2"	350 bar	16.0	52.6	14.0	9.5	32
	148601222	G 3/4"	350 bar	23	67	16	15	41
	148601616	G 1"	250 bar	30.0	74.6	16.0	21.0	50

Thread connections are listed according to ISO Standards. All measurements are in mm. Check with an authorized CEJN distributor for availability and prices. Please visit our website, www.cejn.com, for general maintenance tips. Technical drawings could be downloaded from www.cejn.com.

WEO Plug-In cartridge

**The innovative click-to-connect technology for hydraulic connections
– easy to use and favorable**

Cut assembly and test times. Make more compact hydraulic components and system designs. Shorten maintenance times and minimize work-related injuries. It all adds up to extensive cost savings for all involved.

GET FLEXIBILITY !

WEO Plug-In Cartridge is a flexible cartridge that can be integrated in all kinds of hydraulic components, such as valves, filters, pumps and motors. No special design is necessary; just integrate the cartridge into the hydraulic component (see drill pattern illustration).

NEW OPPORTUNITIES!

Whether you supply the component or the finished equipment, the Cartridge gives you great opportunities to supply an "easy-to-install, easy-to-service" component or machine. No more sub-assemblies or re-tightening of hard to reach screw-fittings or time-consuming leakage tests.

CUT YOUR SPACE REQUIREMENTS!

Integrating the fittings means eliminating space requirements for adapters or other fittings. All you need to account for is the space required for a small screwdriver to reach the hose connector. With more and more complex equipment any space savings made means cost savings.

A CARTRIDGE WITH MANY POSSIBILITIES FOR YOU!

Flexibility – one cartridge fits for all applications

Space saving – no extra space for wrenches or cumbersome tools necessary

Timesaving – no need for sub-assemblies of fittings or adapters

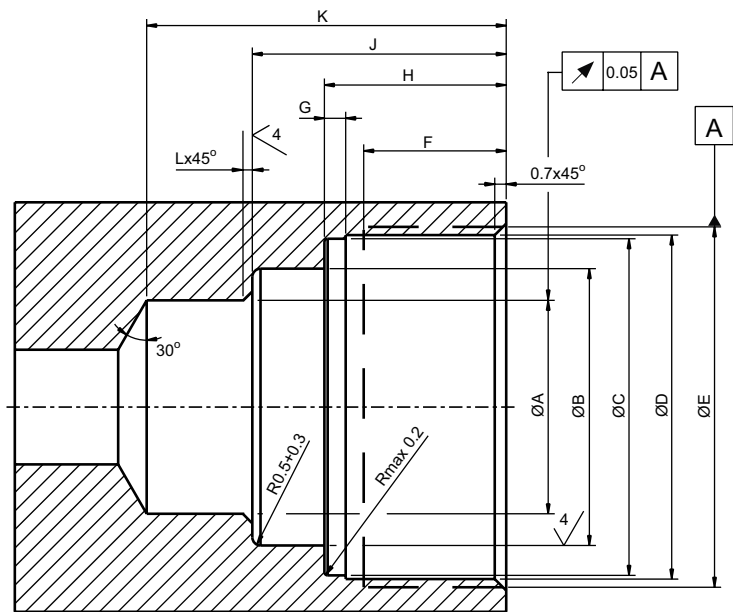
Minimizing work injures – no cumbersome tools or re-tightening necessary

Cutting service times and costs – plug in and out the parts in no time an easily





Drilling for WEO-cartridge



Sharped edges to be burred 0.05-0.2

Available sizes:

- DN6 – 14 800 0400
- DN10 – 14 800 0600
- DN12 – 14 800 0800
- DN20 – 14 800 1200

Working Pressure:

350 bar (5075 PSI)

Burst Pressure:

1400 bar (20300 PSI)

Temperature Range:

-30°C to +100°C (-22°F to 212°F)

Part No.	A	B	C	D	E	F	G	H	J	K	L	Rec. torque
14 800 0400	10.03+0.08	12.75+0.1	16.55+0.07	17.0+0.1	M18x1	8.5+1	1.1-0.1	10.65+0.1	14.15+0.2	19.65+0.15	0.2	25-35 Nm
14 800 0600	13.03+0.08	16.95+0.15	20.55+0.07	21.0+0.1	M22x1	8.7+1	1.15-0.1	11.1+0.1	15.5+0.2	21.95+0.15	0.2	30-40 Nm
14 800 0800	16.03+0.08	19.95+0.15	23.55+0.07	24.0+0.1	M25x1	8.7+1	1.25-0.1	11.3+0.1	15.7+0.2	22.15+0.15	0.3	40-50 Nm
14 800 1200	23.03+0.08	27.95+0.15	31.05+0.07	31.5+0.1	M33x1.5	11.5+1	1.7-0.1	16.5+0.1	21.4+0.2	31.35+0.15	0.3	70-80 Nm

All measurements in mm

CEJN reserves the right to make changes without further notification.

Advise for the WEO-Crimping nipples

WEO-Crimping nipples: Series 710, 712, 714, 716 and 817

Please notice when using WEO-articles that you follow the compliance of the valid operating parameter.
Please notice the advices for correct crimping.
Please replace used or damage products.

Non-observance of the advices or wrong handling of the products could cause damages or accident!

Tempering:

All WEO-Crimping nipples are tempered.

Surface:

Series 710, 712, 714, 716, 817: Cr(III) (Cr(VI)-free)

Hose connection profil:



Serie 710
Serie 712
Serie 714
Serie 716
Serie 817

For further information pls. contact your local CEJN sales office which could be found on www.cejn.com or send an e-mail to info@cejn.com.

1) WEO-nipples are hardened.

For crimping the relevant press force has to be determined.

WEO-nipples don't behave elastic. Spring rate / rebound like regular hose armature don't exist.

2) Please insure to follow the mentioned internal collapse in the attached chart.

Attention: excessive crimping causes damages of the nipples (burst, capillary crack etc.).

3) Under circumstances external damages of nipples caused by excessive crimping couldn't be recognized or it could appear when the first pressure admission took place and after a certain amount of time.

4) The crimping dimensions in the charts are relevant only in combination with the listed crimp sleeves.

When using other ferrules, other values should be evaluated.

5) The correct assembly of the WEO-armature has to be insured via the crimping company.

The guaranteeing of the professional correct assembly of the WEO-armature into the relevant hose the crimping company is responsible for.

6) We herewith remind you strongly, that CEJN doesn't assume the guaranteeing of the professional correct installation.

7) CEJN declines any kind of liability caused by wrong or un-professional crimping, conscious and unconscious abuse of the products.

Crimping instructions

Series 710, 712, 714 and 817/838

EN 853 1SN, DIN 20022 1SN

Din	Ferrule	Crimping dim	Internal collapse
3/16"	146 100 300	16,1	0,1 - 0,25
1/4"	146 100 400	17,9	0,1 - 0,3
5/16"	146 100 500	18,7	0,1 - 0,5
3/8"	146 100 600	20,6	0,1 - 0,5
1/2"	146 100 800	23,5	0,1 - 0,5
5/8"	146 101 000	27	0,1 - 0,3
3/4"	146 101 200	30,9	0,1 - 0,3
1"	146 101 600	39,2	0,1 - 0,3

EN 853 2SN, DIN 20022 2SN

Din	Ferrule	Crimping dim	Internal collapse
3/16"	146100 300	16,8	0,1 - 0,25
1/4"	14 6100 400	18,8	0,1 - 0,3
5/16"	14 6100 500	19,7	0,1 - 0,5
3/8"	14 6100 600	21,4	0,1 - 0,5
1/2"	14 6100 800	24,5	0,1 - 0,5
5/8"	14 6101 000	28,3	0,1 - 0,3
3/4"	14 6101 200	32,1	0,1 - 0,3
1"	14 6101 600	40,4	0,1 - 0,3

EN 856 4SP

Din	Ferrule	Skive length	Crimping dim	Internal collapse
1/2"	14 6120 800	28	25,8	0,1 - 0,5
5/8"	14 612 1000	33	28,8	0,1 - 0,3
3/4"	14 612 1200	32	33,6	0,1 - 0,3
1"	14 612 1600	42	41,5	0,1 - 0,3

EN 857 1SC

Din	Ferrule	Crimping dim	Internal collapse
1/4"	14 611 0400	15,0	0,1-0,3
3/8"	14 611 0600	18,6	0,1 - 0,5
1/2"	14 611 0800	22,7	0,1 - 0,5

EN 857 2SC

Din	Ferrule	Crimping dim	Internal collapse
3/16"	14 6100 300	16,3	0,1 - 0,25
1/4"	14 6100 400	18,2	0,1 - 0,3
5/16"	14 6100 500	19,0	0,1-0,5
3/8"	14 6100 600	20,6	0,1-0,5
1/2"	14 6100 800	23,5	0,1-0,5
5/8"	14 610 1000	27,4	0,1 - 0,3
3/4"	14 610 1200	31,1	0,1 - 0,3
1"	14 610 1600	39,4	0,1 - 0,3





The Global
Quick Connect Specialist