



# INDUSTRIAL DUCTING HOSE

by Kuriyama



**KURIYAMA**  
OF AMERICA, INC.



EDITION 0119

# Index of Products by Series

Accessories Compatibility Chart .....	25
Application Guide .....	5
CG™ Series .....	13
Chemical Resistance Chart.....	27
Compliance Footnotes.....	26
Couplings and Accessories.....	24
EDB™ Series .....	20–21
EDW™ Series .....	20–21
Features & Advantages Catalog Icon Guide.....	4
Features & Advantages Guide by Hose Series.....	5
GT™ Series .....	14
GTF™ Series .....	15
GTFE™ Series.....	15
GTG™ Series .....	14
HTNP2™ Series .....	18
HTS4000 Series .....	22–23
LK™ Series.....	16
LKC™ Series.....	16
SDH™ Series .....	19
Table of Contents .....	3
TMOD™ Series .....	17
URE-BK™ Series .....	7
URE-CL™ Series .....	6
UREH-BK™ Series .....	9
UREH-CL™ Series .....	8
UV1™ Series.....	11
UVE™ Series .....	11
UVF™ Series .....	10
UVFE™ Series.....	10
VID-CL™ Series .....	12

# Table of Contents

Index .....	2
Application Guide .....	5
Features & Advantages Catalog Icon Guide.....	4
Features & Advantages Guide by Hose Series .....	5

## Polyurethane (TPU) Ducting Hoses

Urevac™ UV1™ Series .....	11
Urevac™ Food UVF™ Series .....	10
Urevac™ Food UVFE™ Series..... <b>NEW</b> .....	10
Urevac™ UVE™ Series .....	11
Urevent™ Black URE-BK™ Series .....	7
Urevent™ Clear URE-CL™ Series.....	6
Urevent™ Heavy Duty Clear UREH-CL™ Series .....	8
Urevent™ Heavy Duty Black UREH-BK Series .... <b>NEW</b> .....	9

## PVC & TPR Ducting Hoses

CG™ Series .....	13
GT™ Series .....	14
GTF™ Series .....	15
GTFE™ Series.....	15
GTG™ Series .....	14
Lawn King™ LK™ Series .....	16
Lawn King™ LKC™ Series .....	16
Thermo-Duct™ TMOD™ Series.....	17
Vinylduct™ Clear VID-CL™ Series.....	12

## PP, Neoprene, Silicone & Metal Ducting Hoses

Extendo-Duct® EDB™ Series .....	20–21
Extendo-Duct® EDW™ Series .....	20–21
HT4000 Series .....	22–23
Neo-Duct® HTNP2™ Series .....	18
SIL-Duct® SDH™ Series .....	19

Accessories Compatibility Chart .....	25
Cautionary Statement & Limited Warranty .....	Back Cover
Chemical Resistance Chart.....	27
Compliance Footnotes.....	26
Couplings and Accessories.....	24

Because we continually examine ways to improve our products, we reserve the right to alter specifications or discontinue products without prior notice.

# Features & Advantages Catalog Icon Guide



**Abrasion Resistant** – Indicates hoses designed to help resist internal wear caused by the transfer of abrasive materials.



**“Cold-Flex” Materials** – Indicates hoses designed to remain flexible in sub-zero temperatures.



**Easy Slide** – Indicates hoses with an external rigid helix designed to slide easily over rough surfaces. Easy-to-handle.



**Food Grade** – Indicates hoses which comply with applicable FDA requirements for food contact. Several of these hoses also meet USDA and 3-A requirements.



**High Temp Materials** – Indicates hoses designed for use at temperatures of 250°F (121°C) or above.



**Oil Resistant** – Indicates hoses which exhibit resistance to animal, vegetable and petroleum based oils.



**Static Dissipative** – Indicates hoses formulated with static dissipative compounds, or hoses containing a grounding wire, to help prevent the build-up of static electricity.



**Transparent Construction** – Indicates hoses with a transparent or semi-transparent tube. These hoses allow the user visual confirmation of material flow, and the ability to see if material or condensation has collected in the hose tube.



**Water** – Indicates hoses which can be used for freshwater and saltwater transfer.

# Features & Advantages Guide by Hose Series



ABRASION  
RESISTANT



"COLD-FLEX"  
MATERIALS



EASY SLIDE



FOOD  
GRADE



HIGH-TEMP  
MATERIALS



OIL  
RESISTANT



STATIC  
DISSIPATIVE



TRANSPARENT  
CONSTRUCTION



WATER

	AR	"COLD-FLEX" MATERIALS	EASY SLIDE	FOOD GRADE	HIGH-TEMP MATERIALS	OIL RESISTANT	STATIC DISSIPATIVE	TRANSPARENT CONSTRUCTION	WATER
CG			X					X	X
EDB/EDW							X		
GT/GTG			X					X	X
GTF/GTFE			X	X			X	X	X
HT4000	X		X	X	X		X		
HTNP2	X	X			X		X		
LK/LKC	X	X	X					X	X
SDH		X			X		X		
TMOD		X			X		X		X
UV1/UVF	X	X	X			X	X	X	
URE-BK	X	X				X	X		X
URE-CL	X	X		X		X	X	X	X
UREH-BK	X	X				X	X		X
UREH-CL	X	X		X		X	X	X	X
UVF	X	X	X	X		X		X	
UVFE	X	X	X	X		X	X	X	
VID-CL		X		X			X	X	X

## Application Guide

APPLICATION	TPU HOSES						PVC & TPR HOSES						MISC. HOSES			
	URE-BK	URE-CL	UREH-BK	UREH-CL	UV1/UVF	UVF/UVFE	CG/CG-SL	GTF/GTFE	GT/GTG	LK	TMOD	VID-CL	EDB/EDW	HTNP2	SDH	HT4000
Cable and hose bundle protection							✓		✓	✓						✓
Drain lines							✓	✓	✓							
Ducting, ventilation & fume removal	✓	✓	✓	✓	✓	✓	✓	✓	✓	✓	✓	✓	✓	✓	✓	✓
Dust control	✓	✓	✓	✓	✓	✓	✓	✓	✓	✓	✓	✓	✓	✓	✓	✓
Food grade material handling		✓		✓		✓		✓				✓				✓
High temperature air handling											✓			✓	✓	✓
Insulation blowing	✓	✓	✓		✓			✓	✓							
Lavatory waste disposal	✓	✓	✓													
Lawn and leaf collection	✓	✓	✓	✓	✓				✓	✓		✓				
Material handling - standard duty	✓	✓	✓	✓	✓	✓										✓
Material handling - light duty	✓	✓	✓	✓	✓	✓		✓	✓	✓	✓	✓		✓		✓
Mulch, bark, wood chips & other surfacing materials										✓						
Oil mist venting	✓	✓	✓	✓	✓	✓										
Pharmaceutical product transfer		✓		✓		✓		✓								
Plastic process driers															✓	✓
Plastic processing equipment	✓	✓	✓	✓	✓	✓										
Street and parking lot sweepers	✓	✓	✓	✓												
Woodworking/Furniture dust & chip control	✓	✓	✓	✓					✓		✓	✓				

Because we continually examine ways to improve our products, we reserve the right to alter specifications or discontinue products without prior notice.

KFDHCA0119





ABRASION  
RESISTANT



"COLD-FLEX"  
MATERIALS



FOOD  
GRADE



OIL  
RESISTANT



STATIC  
DISSIPATIVE



TRANSPARENT  
CONSTRUCTION



WATER

## Urevent™ Clear

### URE-CL™ Series

#### Food Grade Polyurethane Ducting/ Material Handling Hose

##### General Applications:

- Concrete resurfacing dust collection
- Ducting, ventilation & fume removal
- Dust control
- Food grade material handling
- Insulation blowing
- Lavatory waste disposal
- Material handling – standard duty
- Oil mist collection
- Pharmaceutical product transfer
- Woodworking, furniture dust & chip control

##### Construction:

0.030" thick ether polyurethane (TPU) hose with steel wire helix.

##### Service Temperature Range:

-65°F (-54°C) to +225°F (+107°C); intermittent service to +250°F (+121°C)\*

##### Features and Advantages:

- **Durable & Lightweight Polyurethane Material** – Designed for wet or dry applications where abrasion is a factor. Provides longer hose life and lower operating costs versus similar rubber or PVC hoses.
- **Steel Wire Helix** – Provides strength and allows for use at higher temperatures without risk of hose deformation. Wire can be grounded for static dissipation. ⚡
- **Food Grade Material** – Hose complies with applicable FDA requirements.
- **Transparent Construction** – "See-the-flow". Allows for visual confirmation of material flow.
- **"Cold-Flex" Material** – Hose remains flexible in sub-zero temperatures.
- **Oil Resistant Polyurethane** – Resists most animal and petroleum based oils.
- **Phthalate Free.**



### Nominal Specifications

Series Number	ID		OD		Working Pressure (psi) @ 68°F	Vacuum Rating (in Hg) @ 68°F	Min. Bending Radius (in) @ 68°F	Compression Ratio	Length/Ctn (ft)	Weight (lbs/ft)
	(in)	(mm)	(in)	(mm)						
URE-CL200	2	50.8	2.23	56.6	31	29	2	3:1	25	0.36
URE-CL250	2 1/2	63.5	2.73	69.3	31	29	2	3:1	25	0.40
URE-CL300	3	76.2	3.23	82.0	30	29	2.5	3:1	25	0.44
URE-CL400	4	101.6	4.28	108.7	26	22	3.5	3:1	25	0.62
URE-CL500	5	127.0	5.28	134.1	22	21	4.5	3:1	25	0.65
URE-CL600	6	152.4	6.33	160.8	20	19	5.5	3:1	25	0.84
URE-CL800	8	203.2	8.33	211.6	14	14	7	3:1	25	1.40
URE-CL1000	10	255.0	10.33	262.4	11	6	8	3:1	25	1.93
URE-CL1200	12	304.8	12.33	313.2	10	5	9	3:1	25	2.26

**NOTE:** 50 Ft. lengths are available on special request. Contact Kuriyama customer service for pricing and lead time.

**NOTE:** Service life may vary depending on operating conditions and type of material being conveyed.

**NOTE:** For details of the following compliances, refer to footnotes listed on page 26.

**\*Actual service temperature range is application dependent**

⚡ **CAUTION:** This product is designed to dissipate static electricity when the metal wire is physically extracted and securely connected to ground, through the fitting or by other means.

**BSE/TSE<sup>(02)</sup>, FDA<sup>(03)</sup>, PHthalate Free<sup>(05)</sup>, RoHS<sup>(06)</sup>**

Because we continually examine ways to improve our products, we reserve the right to alter specifications or discontinue products without prior notice.



ABRASION  
RESISTANT



"COLD-FLEX"  
MATERIALS



OIL  
RESISTANT



STATIC  
DISSIPATIVE



WATER

# FLEXAIR™



## Features and Advantages:

- **Durable & Lightweight Polyurethane Material** – Designed for wet or dry applications where abrasion is a factor. Provides longer hose life and lower operating costs versus similar rubber or PVC hoses.
- **Steel Wire Helix** – Provides strength and allows for use at higher temperatures without risk of hose deformation. Wire can be grounded for static dissipation. ⚡
- **"Cold-Flex" Material** – Hose remains flexible in sub-zero temperatures.
- **Oil Resistant Polyurethane** – Resists most animal and petroleum based oils.

## Urevent™ Black URE-BK™ Series Polyurethane Ducting/Material Handling Hose

### General Applications:

- Concrete resurfacing dust collection
- Ducting, ventilation & fume removal
- Dust control
- Insulation blowing
- Lavatory waste disposal
- Material handling – standard duty
- Oil mist collection
- Woodworking, furniture dust & chip control

### Construction:

0.030" thick ether polyurethane (TPU) hose with steel wire helix.

### Service Temperature Range:

-65°F (-54°C) to +225°F (+107°C); intermittent service to +250°F (+121°C)\*

## Nominal Specifications

Series Number	ID		OD		Working Pressure (psi) @ 68°F	Vacuum Rating (in Hg) @ 68°F	Min. Bending Radius (in) @ 68°F	Compression Ratio	Length/Ctn (ft)	Weight (lbs/ft)
	(in)	(mm)	(in)	(mm)						
URE-BK200	2	50.8	2.23	56.6	31	29	2	3:1	25	0.36
URE-BK250	2 1/2	63.5	2.73	69.3	31	29	2	3:1	25	0.40
URE-BK300	3	76.2	3.23	82.0	30	29	2.5	3:1	25	0.44
URE-BK400	4	101.6	4.28	108.7	26	22	3.5	3:1	25	0.62
URE-BK500	5	127.0	5.28	134.1	22	21	4.5	3:1	25	0.65
URE-BK600	6	152.4	6.33	160.8	20	19	5.5	3:1	25	0.84
URE-BK800	8	203.2	8.33	211.6	14	14	7	3:1	25	1.40
URE-BK1000	10	255.0	10.33	262.4	11	6	8	3:1	25	1.93
URE-BK1200	12	304.8	12.33	313.2	10	5	9	3:1	25	2.26

**NOTE:** 50 Ft. lengths are available on special request. Contact Kuriyama customer service for pricing and lead time.

**NOTE:** Service life may vary depending on operating conditions and type of material being conveyed.

**NOTE:** For details of the following compliances, refer to footnotes listed on page 26.

**\*Actual service temperature range is application dependent**

⚡ **CAUTION:** This product is designed to dissipate static electricity when the metal wire is physically extracted and securely connected to ground, through the fitting or by other means.

**RoHS**(06)

Because we continually examine ways to improve our products, we reserve the right to alter specifications or discontinue products without prior notice.

KFDHCA0819

## Urevent™ HD Heavy Duty Clear UREH-CL™ Series

### Heavy Duty, Food Grade Polyurethane Ducting/Material Handling Hose

#### General Applications:

- Concrete resurfacing dust collection
- Ducting, ventilation & fume removal
- Dust control
- Food grade material handling
- Material handling – standard duty
- Pharmaceutical product transfer
- Woodworking, furniture dust & chip control

#### Construction:

0.040" thick ether polyurethane (TPU) hose with steel wire helix.

#### Service Temperature Range:

-65°F (-54°C) to +225°F (+107°C); intermittent service to +250°F (+121°C)\*

#### Features and Advantages:

- **Durable & Lightweight Polyurethane Material** – Designed for wet or dry applications where abrasion is a factor. Provides longer hose life and lower operating costs versus similar rubber or PVC hoses.
- **Steel Wire Helix** – Provides strength and allows for use at higher temperatures without risk of hose deformation. Wire can be grounded for static dissipation. ⚡
- **Food Grade Material** – Hose complies with applicable FDA requirements.
- **Transparent Construction** – "See-the-flow". Allows for visual confirmation of material flow.
- **"Cold-Flex" Material** – Hose remains flexible in sub-zero temperatures.
- **Oil Resistant Polyurethane Tube** – Resists most animal and petroleum based oils.
- **Phthalate Free.**



### Nominal Specifications

Series Number	ID		OD		Working Pressure (psi) @ 68°F	Vacuum Rating (in Hg) @ 68°F	Min. Bending Radius (in) @ 68°F	Compression Ratio	Length/Ctn (ft)	Weight (lbs/ft)
	(in)	(mm)	(in)	(mm)						
UREH-CL400	4	101.6	4.32	109.73	33	25	4	2:1	25	0.73
UREH-CL500	5	127.0	5.32	135.13	31	22	5	2:1	25	0.84
UREH-CL600	6	152.4	6.37	161.80	29	21	6	2:1	25	1.20
UREH-CL800	8	203.2	8.37	212.60	22	16	7.5	2:1	25	1.67
UREH-CL1000	10	255.0	10.37	263.40	21	9	9	2:1	25	2.03
UREH-CL1200	12	304.8	12.23	310.64	16	7	10	2:1	25	2.47

**NOTE:** 50 Ft. lengths are available on special request. Contact Kuriyama customer service for pricing and lead time.

**NOTE:** Service life may vary depending on operating conditions and type of material being conveyed.

**NOTE:** For details of the following compliances, refer to footnotes listed on page 26.

\*Actual service temperature range is application dependent

⚡ **CAUTION:** This product is designed to dissipate static electricity when the metal wire is physically extracted and securely connected to ground, through the fitting or by other means.

**BSE/TSE<sup>(02)</sup>, FDA<sup>(03)</sup>, PHTHALATE FREE<sup>(05)</sup>, RoHS<sup>(06)</sup>**

Because we continually examine ways to improve our products, we reserve the right to alter specifications or discontinue products without prior notice.





ABRASION  
RESISTANT



"COLD-FLEX"  
MATERIALS



OIL  
RESISTANT



STATIC  
DISSIPATIVE



WATER

**FLEXAIR™**



# Urevent™ HD

## Heavy Duty Black

### UREH-BK™ Series

#### Heavy Duty Polyurethane Ducting/ Material Handling Hose

**NEW**

#### General Applications:

- Concrete resurfacing dust collection
- Ducting, ventilation & fume removal
- Dust control
- Material handling – standard duty
- Woodworking, furniture dust and chip control

#### Construction:

0.040" thick ether polyurethane (TPU) hose with steel wire helix.

#### Service Temperature Range:

-65°F (-54°C) to +225°F (+107°C); intermittent service to +250°F (+121°C)\*

#### Features and Advantages:

- **Durable & Lightweight Polyurethane Material** – Designed for wet or dry applications where abrasion is a factor. Provides longer hose life and lower operating costs versus similar rubber or PVC hoses.
- **Steel Wire Helix** – Provides strength and allows for use at higher temperatures without risk of hose deformation. Wire can be grounded for static dissipation. ⚡
- **"Cold-Flex" Material** – Hose remains flexible in sub-zero temperatures.
- **Oil Resistant Polyurethane Tube** – Resists most animal and petroleum based oils.
- **Phthalate Free.**

### Nominal Specifications

Series Number	ID		OD		Working Pressure (psi) @ 68°F	Vacuum Rating (in Hg) @ 68°F	Min. Bending Radius (in) @ 68°F	Compression Ratio	Length/ Ctn (ft)	Weight (lbs/ft)
	(in)	(mm)	(in)	(mm)						
UREH-BK400	4	101.6	4.32	109.73	33	25	4	2:1	25	0.73
UREH-BK500	5	127.0	5.32	135.13	31	22	5	2:1	25	0.84
UREH-BK600	6	152.4	6.37	161.80	29	21	6	2:1	25	1.20
UREH-BK800	8	203.2	8.37	212.60	22	16	7.5	2:1	25	1.67
UREH-BK1000	10	255.0	10.37	263.40	21	9	9	2:1	25	2.03
UREH-BK1200	12	304.8	12.23	310.64	16	7	10	2:1	25	2.47

**NOTE:** 50 Ft. lengths are available on special request. Contact Kuriyama customer service for pricing and lead time.

**NOTE:** Service life may vary depending on operating conditions and type of material being conveyed.

**NOTE:** For details of the following compliances, refer to footnotes listed on page 26.

**\*Actual service temperature range is application dependent**

**⚡ CAUTION:** This product is designed to dissipate static electricity when the metal wire is physically extracted and securely connected to ground, through the fitting or by other means.

**BSE/TSE<sup>(02)</sup>, PHthalate FREE<sup>(05)</sup>, RoHS<sup>(06)</sup>**

Because we continually examine ways to improve our products, we reserve the right to alter specifications or discontinue products without prior notice.

KFDHCA0819



ABRASION  
RESISTANT



"COLD-FLEX"  
MATERIALS



EASY SLIDE



FOOD  
GRADE



OIL  
RESISTANT



TRANSPARENT  
CONSTRUCTION

# Urevac™ Food

## UVF™ Series

Food Grade Polyurethane Ducting/Material  
Handling Hose

**NEW**

## UVFE™ Series

Food Grade Polyurethane Ducting/Material  
Handling Hose with Grounding Wire

### General Applications:

- Ducting, ventilation and fume removal
- Dust collection
- Food grade blower and ducting systems
- Food grade material handling – standard duty
- Pharmaceutical product transfer

### Construction:

Ester polyurethane (TPU) tube with rigid PVC helix and grounding wire (UVFE Series).

### Service Temperature Range:


-40°F (-40°C) to +150°F (+65°C)\*

### Features and Advantages:

- **Durable Lightweight Polyurethane Tube** – Designed for dry applications where abrasion is a factor. Provides longer hose life and lower operating costs versus similar rubber or PVC hoses.
- **Food Grade Materials** – Hose complies with applicable FDA<sup>(04)</sup> requirements. Hose approved by USDA<sup>(12)</sup> for use in meat and poultry plants.
- **Grounding Wire (UVFE only)** – Multi-strand wire helps prevent the build-up of static electricity for added safety and to help keep material flowing smoothly. It's embedded within the rigid helix to prevent

contamination of transferred materials. ✎

- **Transparent Construction** – "See-the-flow". Allows for visual confirmation of material flow.
- **"Cold-Flex" Materials** – Hose remains flexible in sub-zero temperatures.
- **Easy Slide Helix** – Exposed rigid helix design protects hose tube from cover wear, and allows hose to slide easily over rough surfaces. Easy-to-handle.
- **Oil Resistant Polyurethane Hose** – Resists most animal and petroleum based oils.
- **Phthalate Free.**



**Phthalate  
FREE**

**MADE IN THE  
USA**

## Nominal Specifications

Series Number	ID		OD		Working Pressure (psi)		Vacuum Rating (in Hg)		Min. Bending Radius (in) @ 68°F	Standard Length (ft)	Weight (lbs/ft)
	(in)	(mm)	(in)	(mm)	68°F	104°F	68°F	104°F			
UVF150	1 1/2	38.1	1.82	46.2	20	7	22	14	1	50	0.23
UVF200	2	50.8	2.39	60.7	15	6	21	12	1.5	50	0.32
UVF250	2 1/2	63.5	2.89	73.4	10	5	19	10	1.5	50	0.39
UVF300	3	76.2	3.46	87.9	10	5	18	10	2.5	50	0.55
UVF/UVFE400	4	101.6	4.50	114.3	8	4	13	8	3	50	0.77
UVF500	5	127.0	5.50	139.7	7	3	10	7	4	50	0.89
UVF600	6	152.4	6.54	166.1	6	3	7	5	5	50	1.15
UVF800	8	203.2	8.59	218.1	4	2	5	3	7	50/20	1.75

**NOTE:** Service life may vary depending on operating conditions and type of material being conveyed.

**NOTE:** For details of the following compliances, refer to footnotes listed on page 26.

\*Actual service temperature range is application dependent.

✎ **CAUTION:** This product is designed to dissipate static electricity when the metal wire is physically extracted and securely connected to ground, through the fitting or by other means.

**BSE/TSE<sup>(02)</sup>, FDA<sup>(03)</sup>, PHthalate Free<sup>(05)</sup>, RoHS<sup>(06)</sup>, USDA<sup>(08)</sup>**

Because we continually examine ways to improve our products, we reserve the right to alter specifications or discontinue products without prior notice.



**ABRASION  
RESISTANT**



**"COLD-FLEX"  
MATERIALS**



**EASY SLIDE**



**OIL  
RESISTANT**



**STATIC  
DISSIPATIVE**



**TRANSPARENT  
CONSTRUCTION**



UV1

UVE



# Urevac™ 1

## UV1™ Series

**Polyurethane Ducting/  
Material Handling Hose**

## UVE™ Series

**Polyurethane Ducting/  
Material Handling Hose With  
Grounding Wire**

### General Applications:

- Concrete resurfacing dust collection
- Ducting, ventilation and fume removal
- Dust collection
- Insulation blowing
- Material chutes
- Material handling – standard duty

### Construction:

Ester polyurethane (TPU) tube with rigid PVC helix.

### Service Temperature Range:

-40°F (-40°C) to +150°F (+65°C)\*

### Features and Advantages:

- **Durable Lightweight Polyurethane Tube** – Designed for dry applications where abrasion is a factor. Provides longer hose life and lower operating costs versus rubber or PVC hoses.
- **Transparent Construction** – “See-the-flow.” Allows for visual confirmation of material flow.
- **Easy Slide Helix** – Rigid helix design protects hose tube from cover wear, and allows hose to slide easily over rough surfaces. Easy-to-handle.
- **“Cold-Flex” Materials** – Hose remains flexible in sub-zero temperatures.
- **Oil Resistant Polyurethane Tube** – Resists most animal and petroleum based oils.
- **Grounding Wire (UVE only)** – Multi-strand wire helps prevent the build-up of static electricity for added safety and to help keep material flowing smoothly. It's embedded within the rigid helix to prevent contamination of transferred materials. ⚡
- **Phthalate Free.**

## Nominal Specifications

Series Number	ID		OD		Working Pressure (psi)		Vacuum Rating (in Hg)		Min. Bending Radius (in) @ 68°F	Standard Length (ft)		Weight (lbs/ft)
	(in)	(mm)	(in)	(mm)	68°F	104°F	68°F	104°F		UV1	UVE	
UV1-150	1 1/2	38.1	1.82	46.2	20	7	22	14	0.75	50		0.23
UV1/UVE-200	2	50.8	2.39	60.7	15	6	21	12	1.5	50	100	0.32
UV1-250	2 1/2	63.5	2.89	73.4	10	5	19	10	1.5	50		0.39
UV1/UVE-300	3	76.2	3.46	87.9	10	5	18	10	2.5	50	100	0.58
UV1/UVE-400	4	101.6	4.50	114.3	8	4	13	8	3	50	100/50	0.77
UV1-500	5	127.0	5.50	139.7	7	3	10	7	4	50		0.89
UV1/UVE-600	6	152.4	6.54	166.1	6	3	7	5	5	50	100/50	1.15
UV1/UVE-800	8	203.2	8.59	218.2	4	2	5	3	7	50	50	1.75

**NOTE:** Service life may vary depending on operating conditions and type of material being conveyed.

**NOTE:** For details of the following compliances, refer to footnotes listed on page 26.

\*Actual service temperature range is application dependent.

⚡ **CAUTION:** This product is designed to dissipate static electricity when the embedded grounding wire is physically extracted and securely connected to ground, through the fitting or by other means.

**PHthalate FREE<sup>(05)</sup>, RoHS<sup>(06)</sup>**

Because we continually examine ways to improve our products, we reserve the right to alter specifications or discontinue products without prior notice.

KFDHCA1020



## Vinylduct™ Clear

### VID-CL™ Series

#### Food Grade PVC Ducting/ Material Handling Hose

#### General Applications:

- Ducting, ventilation & fume removal
- Dust control
- Food grade material handling
- Lawn and leaf collection
- Material handling – light duty

#### Construction:

0.025" thick PVC hose with steel wire helix.

#### Service Temperature Range:

-20°F (-29°C) to +180°F (+82°C)\*

#### Features and Advantages:

- **Steel Wire Helix** – Highly durable steel wire provides strength and allows for use at higher temperatures without risk of hose deformation. Wire can be grounded for static dissipation. ⚡
- **Food Grade Material** – Hose complies with applicable FDA requirements.



- **UL Information** – The clear PVC plastic material has been tested and conforms to UL94V-0.
- **Transparent Construction** – “See-the-flow”. Allows for visual confirmation of material flow.
- **Phthalate Free.**

### Nominal Specifications

Series Number	ID		OD		Working Pressure (psi) @ 68°F	Vacuum Rating (in Hg) @ 68°F	Min. Bending Radius (in) @ 68°F	Compression Ratio	Length/Ctn (ft)	Weight (lbs/ft)
	(in)	(mm)	(in)	(mm)						
VID-CL200	2	50.8	2.23	56.6	28	29	2	3:1	25	0.36
VID-CL250	2 1/2	63.5	2.73	69.3	24	29	2	3:1	25	0.40
VID-CL300	3	76.2	3.23	82.0	20	26	2.5	3:1	25	0.44
VID-CL400	4	101.6	4.28	108.7	18	22	3.5	3:1	25	0.62
VID-CL500	5	127.0	5.28	134.1	16	21	4.5	3:1	25	0.65
VID-CL600	6	152.4	6.33	160.8	14	19	5.5	3:1	25	0.84
VID-CL800	8	203.2	8.33	211.6	10	14	6.5	3:1	25	1.40
VID-CL1000	10	255.0	10.33	262.4	9	6	7	4:1	25	1.93
VID-CL1200	12	304.8	12.33	313.2	8	5	8.5	4:1	25	2.26

**NOTE:** 50 Ft. lengths are available on special request. Contact Kuriyama customer service for pricing and lead time.

**NOTE:** Service life may vary depending on operating conditions and type of material being conveyed.

**NOTE:** For details of the following compliances, refer to footnotes listed on page 26.

\*Actual service temperature range is application dependent.

⚡ **CAUTION:** This product is designed to dissipate static electricity when the embedded grounding wire is physically extracted and securely connected to ground, through the fitting or by other means.

**BSE/TSE<sup>(02)</sup>, FDA<sup>(03)</sup>, PHTHALATE FREE<sup>(05)</sup>, RoHS<sup>(06)</sup>, UL94V-0<sup>(07)</sup>**

Because we continually examine ways to improve our products, we reserve the right to alter specifications or discontinue products without prior notice.





EASY SLIDE

TRANSPARENT  
CONSTRUCTION

WATER



## CG™ Series

### Light Weight PVC Ducting Hose

#### General Applications:

- Dust collection
- Ducting, ventilation and fume removal
- Washing machine drain hose

#### Construction:

PVC tube with rigid PVC helix.

#### Service Temperature Range:

-4°F (-20°C) to +150°F (+65°C)\*

#### Features and Advantages:

- **Transparent Construction** – “See-the-flow.” Allows for visual confirmation of material flow.
- **Easy Slide Helix** – Rigid helix design protects hose tube from cover wear, and allows hose to slide easily over rough surfaces. Easy-to-handle.

## Nominal Specifications

Series Number	ID		OD		Working Pressure (psi)		Vacuum Rating (in Hg)		Min. Bending Radius (in) @ 68°F	Standard Length (ft)	Weight (lbs/ft)
	(in)	(mm)	(in)	(mm)	68°F	104°F	68°F	104°F			
CG200	2	50.8	2.30	58.4	12	6	10	5	2	100	0.28
CG238	2 3/8	60.3	2.76	70.1	12	6	10	5	2	100	0.38
CG250	2 1/2	63.5	2.81	71.3	10	5	8	4	2	100	0.39
CG300	3	76.2	3.35	85.0	8	4	7	3	3	100	0.45
CG350	3 1/2	88.9	3.83	97.4	8	4	7	3	3	100	0.51
CG400	4	102.4	4.39	111.4	6	3	6	3	3	100	0.64

**NOTE:** Service life may vary depending on operating conditions and type of material being conveyed.

**NOTE:** For details of the following compliances, refer to footnotes listed on page 26.

\*Actual service temperature range is application dependent.

**MSHA<sup>(04)</sup>, PHthalate FREE<sup>(05)</sup>, RoHS<sup>(06)</sup>**

Because we continually examine ways to improve our products, we reserve the right to alter specifications or discontinue products without prior notice.

KFDHCA0119

## GT™ Series GTG™ Series

### PVC Ducting/Material Handling Hose

#### General Applications:

- Cable protection
- Drain lines
- Ducting, ventilation and fume removal
- Dust collection
- Material handling – light duty

#### Construction:

PVC tube with rigid PVC helix.

#### Service Temperature Range:

-4°F (-20°C) to +150°F (+65°C)\*

#### Features and Advantages:

- **Transparent Construction (GT series only)** – “See-the-flow.” Allows for visual confirmation of material flow.
- **Easy Slide Helix** – Rigid helix design protects hose tube from cover wear, and allows hose to slide easily over rough surfaces. Easy-to-handle.
- **Anti-Microbial Tube (GTG series only)** – Inhibits growth of bacteria, fungi, mold and yeast.
- **Phthalate Free.**

GT

GTG

*Phthalate*  
**FREE**

**MADE IN THE  
USA**

**GTG  
Anti-Microbial**

## Nominal Specifications

Series Number	ID		OD		Working Pressure (psi)		Vacuum Rating (in Hg)		Min. Bending Radius (in) @ 68°F	Standard Length (ft)	Weight (lbs/ft)
	(in)	(mm)	(in)	(mm)	68°F	104°F	68°F	104°F			
GT/GTG150	1 1/2	38.1	1.82	46.2	20	7	22	14	1	100/50	0.23
GT/GTG200	2	50.8	2.39	60.8	15	6	21	12	2	100/50	0.30
GT238	2 3/8	60.6	2.76	70.1	12	6	20	11	2	100	0.38
GT/GTG250	2 1/2	63.5	2.89	73.4	10	5	19	10	2	100/50	0.39
GT/GTG300	3	76.2	3.46	87.9	10	5	18	10	3	100/50	0.50
GT350	3 1/2	88.9	4.02	102.0	9	4	15	8	3	100/50	0.68
GT400	4	101.6	4.50	114.3	8	4	13	7	3	100/50	0.77
GT500	5	127.0	5.50	139.7	7	3	10	6	5	100/50	0.91
GT600	6	152.4	6.54	166.1	6	3	7	5	6	100/50	1.08
GT800	8	203.2	8.59	218.2	4	2	5	3	8	50	1.74
GT1000	10	254.0	11.68	296.6	2	—	2	—	10	50	2.70

**NOTE:** Service life may vary depending on operating conditions and type of material being conveyed.

**NOTE:** For details of the following compliances, refer to footnotes listed on page 26.

\*Actual service temperature range is application dependent.

**PHthalate FREE<sup>(05)</sup>, RoHS<sup>(06)</sup>**

Because we continually examine ways to improve our products, we reserve the right to alter specifications or discontinue products without prior notice.



EASY SLIDE

FOOD  
GRADESTATIC  
DISSIPATIVETRANSPARENT  
CONSTRUCTION

WATER



GTF

GTFE



### Features and Advantages:

- **Food Grade Materials** – Hose complies with applicable FDA<sup>(03)</sup> and 3-A<sup>(01)</sup> requirements. Hose approved by USDA<sup>(11)</sup> (GTF only) for use in meat and poultry plants.
- **Grounding Wire (GTFE only)** – Multi-strand wire helps prevent the build-up of static electricity for added safety and to help keep material flowing smoothly. It's embedded within the rigid helix to prevent contamination of transferred materials. ⚡

### General Applications:

- Ducting, ventilation and fume removal
- Food grade blower and ducting systems
- Material handling – light duty
- Pharmaceutical product transfer

### Construction:

PVC tube with rigid PVC helix and grounding wire (GTFE Series).

### Service Temperature Range:

-4°F (-20°C) to +150°F (+65°C)\*

- **Transparent Construction** – “See-the-flow.” Allows for visual confirmation of material flow.
- **Easy Slide Helix** – Exposed rigid helix design protects hose tube from cover wear, and allows hose to slide easily over rough surfaces. Easy-to-handle.
- **Phthalate free.**

## Nominal Specifications

Series Number	ID		OD		Working Pressure (psi)		Vacuum Rating (in Hg)		Min. Bending Radius (in) @ 68°F	Standard Length (ft)	Weight (lbs/ft)
	(in)	(mm)	(in)	(mm)	68°F	104°F	68°F	104°F			
GTF/GTFE150	1 1/2	38.1	1.82	46.2	20	7	22	14	1	100	0.23
GTF/GTFE200	2	50.8	2.39	60.8	15	6	21	12	2	100	0.30
GTF/GTFE250	2 1/2	63.5	2.89	73.4	10	5	19	10	2	100	0.39
GTF/GTFE300	3	76.2	3.46	87.9	10	5	18	10	3	100/50	0.50
GTF/GTFE400	4	101.6	4.50	114.3	8	4	13	7	3	100/50	0.77
GTF/GTFE600	6	152.4	6.54	166.1	6	3	7	5	6	50	1.08
GTF/GTFE800	8	203.2	8.59	218.2	4	2	5	3	8	50	1.74

**NOTE:** Service life may vary depending on operating conditions and type of material being conveyed. Not for liquid handling use.

**NOTE:** For details of the following compliances, refer to footnotes listed on page 26.

\*Actual service temperature range is application dependent.

⚡ **CAUTION:** This product is designed to dissipate static electricity when the embedded grounding wire is physically extracted and securely connected to ground, through the fitting or by other means.

**3A<sup>(01)</sup>, BSE/TSE<sup>(02)</sup>, FDA<sup>(04)</sup>, PHTHALATE FREE<sup>(05)</sup>, RoHS<sup>(06)</sup>, USDA<sup>(08)</sup>**

Because we continually examine ways to improve our products, we reserve the right to alter specifications or discontinue products without prior notice.



ABRASION  
RESISTANT



"COLD-FLEX"  
MATERIALS



EASY SLIDE



TRANSPARENT  
CONSTRUCTION



WATER

# Lawn King™ LK™ Series LKC™ Series

## PVC Ducting/Material Handling Hose

### General Applications:

- Dust collection
- Lawn and leaf collection
- Material handling – light duty

### Construction:

PVC tube with rigid PVC helix.

### Service Temperature Range:

-20°F (-29°C) to +150°F (+65°C)\*

### Features and Advantages:

- **"Cold-Flex" Materials** – Hose remains flexible in sub-zero temperatures.
- **Transparent Construction (LKC series only)** – "See-the-flow." Allows for visual confirmation of material flow.
- **Easy Slide Helix** – Rigid helix design protects hose tube from cover wear, and allows hose to slide easily over rough surfaces. Easy-to-handle.
- **Phthalate Free.**

LK

LKC



## Nominal Specifications

Series Number	ID		OD		Working Pressure (psi)		Vacuum Rating (in Hg)		Min. Bending Radius (in) @ 68°F	Standard Length (ft)	Weight (lbs/ft)
	(in)	(mm)	(in)	(mm)	68°F	104°F	68°F	104°F			
LK/LKC400	4	101.6	4.57	114.8	8	4	13	7	3	100/50	0.85
LKC500	5	128.0	5.55	141.0	7	3	10	6	5	100	0.93
LK/LKC600	6	152.4	6.63	168.3	6	3	7	5	6	100/50	1.34
LKC700	7	177.8	7.56	192.0	4	2	6	4	7	50	1.53
LK/LKC800	8	203.2	8.63	219.3	4	2	5	3	8	50/25	2.00

**NOTE:** Service life may vary depending on operating conditions and type of material being conveyed.

**NOTE:** For details of the following compliances, refer to footnotes listed on page 26.

\*Actual service temperature range is application dependent.

**PHthalate FREE<sup>(05)</sup>, RoHS<sup>(06)</sup>**

Because we continually examine ways to improve our products, we reserve the right to alter specifications or discontinue products without prior notice.





"COLD-FLEX"  
MATERIALS



HIGH-TEMP  
MATERIALS



STATIC  
DISSIPATIVE



WATER

**FLEXAIR™**



## Thermo-Duct™ TMOD™ Series

### Thermoplastic Rubber Ducting/Material Handling Hose

#### General Applications:

- Chemical vapor exhausting†
- Ducting, ventilation and fume removal
- Dust control
- High temperature air handling

#### Construction:

Thermoplastic rubber (TPR) hose with steel wire helix.

#### Service Temperature Range:

-60°F (-51°C) to +275°F (+135°C); intermittent service to +300°F (+149°C)\*

#### Features and Advantages:

- **Thermoplastic Rubber (TPR) Material** – Combines the chemical resistant properties of PVC with the flexibility of rubber to handle a wide variety of ducting or light material handling applications, especially ones when high cycle strength is required.
- **Chemical Resistant** – Excellent resistance to a wide variety of industrial chemicals.†
- **Steel Wire Helix** – Highly durable steel wire provides strength and allows for use at higher temperatures without risk of hose deformation. Wire can be grounded for static dissipation. ⚡
- **"Cold-Flex" Material** – Hose remains flexible in sub-zero temperatures.

### Nominal Specifications

Series Number	ID (in)	ID (mm)	Min. Bend Radius (in) @ 68°F	Max. W.P. (PSI) @ 68°F	Vacuum Rating (in Hg) @ 68°F	Length/Ctn. (ft)	Weight (lbs/ft)
TMOD200	2	50.8	1	60	27	25	0.22
TMOD250	2 1/2	63.5	1.5	60	27	25	0.29
TMOD300	3	76.2	1.5	40	27	25	0.30
TMOD400	4	101.6	1.5	40	27	25	0.47
TMOD500	5	127.0	2.4	40	24	25	0.61
TMOD600	6	152.4	2.8	40	11	25	0.71
TMOD800	8	203.2	4.2	40	16	25	1.62
TMOD1000	10	254.0	5.7	32	16	25	1.86
TMOD1200	12	304.8	5	25	14	25	2.05
TMOD1400	14	355.6	5	24	9	25	2.20

**NOTE:** 50 Ft. lengths are available on special request. Contact Kuriyama customer service for pricing and lead time.

**NOTE:** Service life may vary depending on operating conditions and type of material being conveyed.

**NOTE:** For details of the following compliances, refer to footnotes listed on page 26.

\*Actual service temperature range is application dependent.

⚡ **CAUTION:** This product is designed to dissipate static electricity when the metal wire is physically extracted and securely connected to ground, through the fitting or by other means.

† **CAUTION:** Before using any hose, the user is responsible for determining it's suitability for the intended application. Therefore, the user assumes all risk and responsibility for determining the suitability of any hose for handling any chemical or chemicals.

**RoHS**(06)

Because we continually examine ways to improve our products, we reserve the right to alter specifications or discontinue products without prior notice.

KFDHCA1219

## Neo-Duct® HTNP2™ Series Neoprene Coated, Two-Ply Polyester Ducting Hose

### General Applications:

- Ducting, ventilation & fume removal
- Dust control
- High temperature air handling
- Material handling – light duty

### Construction:

Neoprene coated, two-ply polyester hose with steel wire helix.

### Service Temperature Range:

-65°F (-54°C) to +250°F (+127°C)\*

### Features and Advantages:

- **Neoprene Coated Polyester Material** – Heat and flame resistant tube well suited for air handling and fume control. More durable than double-ply cotton hoses, exhibiting good crush resistance and tensile strength.
- **Steel Wire Helix** – Highly durable steel wire provides strength and allows for use at higher temperatures without risk of hose deformation. Wire can be grounded for static dissipation. ⚡



- **UL Information** – The Neoprene coated Polyester material has been tested and conforms to UL94V-0.
- **"Cold-Flex" Material** – Hose remains flexible in sub-zero temperatures.



## Nominal Specifications

Series Number	ID (in)	ID (mm)	Min. Bend Radius (in) @ 68°F	Max. W.P. (PSI) @ 68°F	Length/Ctn (ft)	Weight (lbs/ft)
HTNP2-150	1 1/2	38.1	2.6	32	25	0.16
HTNP2-200	2	50.8	3.5	30	25	0.22
HTNP2-250	2 1/2	63.5	4	28	25	0.28
HTNP2-300	3	76.2	5	25	25	0.33
HTNP2-350	3 1/2	88.9	5.7	24	25	0.42
HTNP2-400	4	101.6	6.5	23	25	0.48
HTNP2-500	5	127.0	7.5	22	25	0.61
HTNP2-600	6	152.4	9	21	25	0.70
HTNP2-700	7	177.8	9.5	20	25	0.92
HTNP2-800	8	203.2	10	19	25	1.04
HTNP2-1000	10	254.0	11	18	25	1.36
HTNP2-1200	12	304.8	13.5	17	25	1.85
HTNP2-1400	14	355.6	15.5	16	25	2.10
HTNP2-1600	16	406.4	18.5	15	25	2.40
HTNP2-1800	18	457.2	22	6	25	2.70
HTNP2-2000	20	508.0	24	4	25	3.00

**NOTE:** 50 Ft. lengths are available on special request. Contact Kuriyama customer service for pricing and lead time.

**NOTE:** Service life may vary depending on operating conditions and type of material being conveyed.

**NOTE:** For details of the following compliances, refer to footnotes listed on page 26.

\*Actual service temperature range is application dependent

⚡ **CAUTION:** This product is designed to dissipate static electricity when the metal wire is physically extracted and securely connected to ground, through the fitting or by other means.

**RoHS**<sup>(06)</sup> , **UL94V-0**<sup>(07)</sup>

Because we continually examine ways to improve our products, we reserve the right to alter specifications or discontinue products without prior notice.



"COLD-FLEX"  
MATERIALS



HIGH-TEMP  
MATERIALS



STATIC  
DISSIPATIVE

**FLEXAIR™**



## SIL-Duct®

### SDH™ Series

**Silicone Coated, Two-Ply,  
Woven Fiberglass Ducting Hose With  
Chemically Treated Steel Wire Helix**

#### General Applications:

- Ducting, ventilation & fume removal
- Dust control
- High temperature air handling
- Plastic processing dryers

#### Construction:

Silicone coated, two-ply, woven fiberglass hose with steel wire helix and double continuous filament, silicone treated fiberglass cord.

#### Service Temperature Range:

-80°F (-62°C) to +500°F (+260°C); intermittent service to +600°F (+316°C)\*

#### Features and Advantages:

- **Silicone Coated, Woven Fiberglass Material** – Vulcanized for high durability and long service life. Well suited for air handling and fume control at both high and low temperatures extremes.
- **Smooth Air Flow with Minimum Friction Loss** – Internal ply and narrow pitch helix allow for a tight bend radius while still maintaining smooth air flow. Other similar hoses create restricted inside diameter in bends or axial compression.
- **Easy Installation** – Light weight and highly kink resistant construction allows for easy installation in tight spaces requiring multiple bends.
- **Steel Wire Helix** – Highly durable steel wire provides strength and allows for use at higher temperatures without risk of hose deformation. Wire can be grounded for static dissipation. ⚡

### Nominal Specifications

Series Number	ID (in)	ID (mm)	Min. Bend Radius (in) @ 68°F	Wall Thickness (in)	Max WP (psi) @ 68°F	Vacuum Rating (in Hg) @ 68°F	Max Leakage CFM	Length/Ctn (ft)	Weight (lbs/ft)
SDH-100	1	25.4	1	0.07	60	Full	0.015	12	0.13
SDH-125	1 1/4	31.7	1.3	0.07	60	Full	0.015	12	0.16
SDH-150	1 1/2	38.1	1.5	0.07	55	26	0.015	12	0.19
SDH-175	1 3/4	44.5	1.8	0.07	55	26	0.020	12	0.22
SDH-200	2	50.8	2	0.07	50	20	0.020	12	0.25
SDH-250	2 1/2	63.5	2.5	0.07	45	16	0.025	12	0.31
SDH-300	3	76.2	3	0.07	45	14	0.030	12	0.39
SDH-350	3 1/2	88.9	3.5	0.07	40	12	0.035	12	0.45
SDH-400	4	101.6	4	0.08	40	10	0.040	12	0.53
SDH-450	4 1/2	114.3	4.5	0.08	35	8	0.050	12	0.60
SDH-500	5	107.0	5	0.08	35	8	0.060	12	0.67
SDH-600	6	152.4	6	0.09	30	6	0.100	12	0.81
SDH-800	8	203.2	8	0.11	15	6	0.150	12	1.11

**NOTE:** Service life may vary depending on operating conditions and type of material being conveyed.

**NOTE:** For details of the following compliances, refer to footnotes listed on page 26.

\*Actual service temperature range is application dependent

⚡ **CAUTION:** This product is designed to dissipate static electricity when the metal wire is physically extracted and securely connected to ground, through the fitting or by other means.

**RoHS**(06)

Because we continually examine ways to improve our products, we reserve the right to alter specifications or discontinue products without prior notice.

KFDHCA0523



## Extendo-Duct®

### EDB™ Series

### EDW™ Series

## Extendible/Contractible, Self-Supporting Polypropylene Ducting Hose

#### General Applications:

- Air conditioning, spot cooling and heating systems
- Clean room and chemical fume exhaust
- Ducting, ventilation & fume removal
- Dust control
- Not for liquid handling use
- OEM equipment applications

#### Construction:

Extendable/contractible polypropylene tube with coated steel wire helix.

#### Service Temperature Range:

-4°F (-20°C) to +175°F (+80°C)\*

#### Features and Advantages:

- **Polypropylene Tube** – Inert polypropylene material produces no off-gassing and is resistant to a wide variety of chemical fumes, making it ideal for a wide variety of clean room and fume exhaust applications.
- **Extendible and Contractible** – Hose extends easily and can be contracted to approximately one-third of full extended length for storage, shipping or where the full length is not required.
- **Self-supporting** – Unique construction allows the hose to maintain its shape and support itself once positioned.



- **Steel Wire Helix** – Coated steel wire provides strength and allows for use at higher temperatures without risk of hose deformation. Well suited for high cycle applications.
- **Interlock Construction** – Two sections can be joined by twisting them together. No mender required.
- **Phthalate Free.**



## Nominal Specifications

Series Number		ID		OD		Working Pressure (psi)		Vacuum Rating (In Hg)		Min. Bending Radius (in) @ 68°F	Length/ Ctn (ft)	Approx. Contracted Shipping Length Hose Only (in)	Weight (lbs/ft) Hose Only
Brown	White	(in)	(mm)	(in)	(mm)	68°F	104°F	68°F	104°F				
EDB-150	EDW-150	1 1/2	37.5	1.63	41.5	20	7	22	14	1.2	20	85	0.10
EDB-200	EDW-200	2	53.5	2.26	57.5	13	6	21	12	1.6	20	82	0.12
EDB-250	EDW-250	2 1/2	67.0	2.80	71.0	10	5	19	10	2.0	20	72	0.16
EDB-300	EDW-300	3	76.5	3.17	80.5	10	5	18	10	2.3	20	72	0.18
EDB-400	EDW-400	4	102.0	4.17	106.0	8	4	13	7	3.0	20	70	0.23
EDB-500	EDW-500	5	127.5	5.18	131.5	7	3	10	6	4.3	20	70	0.27
EDB-600	EDW-600	6	155.0	6.26	159.0	6	3	7	5	5.1	20	70	0.33

**NOTE:** Service life may vary depending on operating conditions and type of material being conveyed.

\*Actual service temperature range is application dependent

**PHthalate FREE<sup>(05)</sup>**

Because we continually examine ways to improve our products, we reserve the right to alter specifications or discontinue products without prior notice.

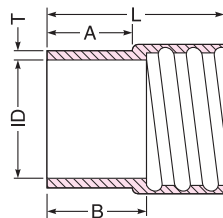




**CMCB™  
Series Cuff**



**CMCW™  
Series Cuff**



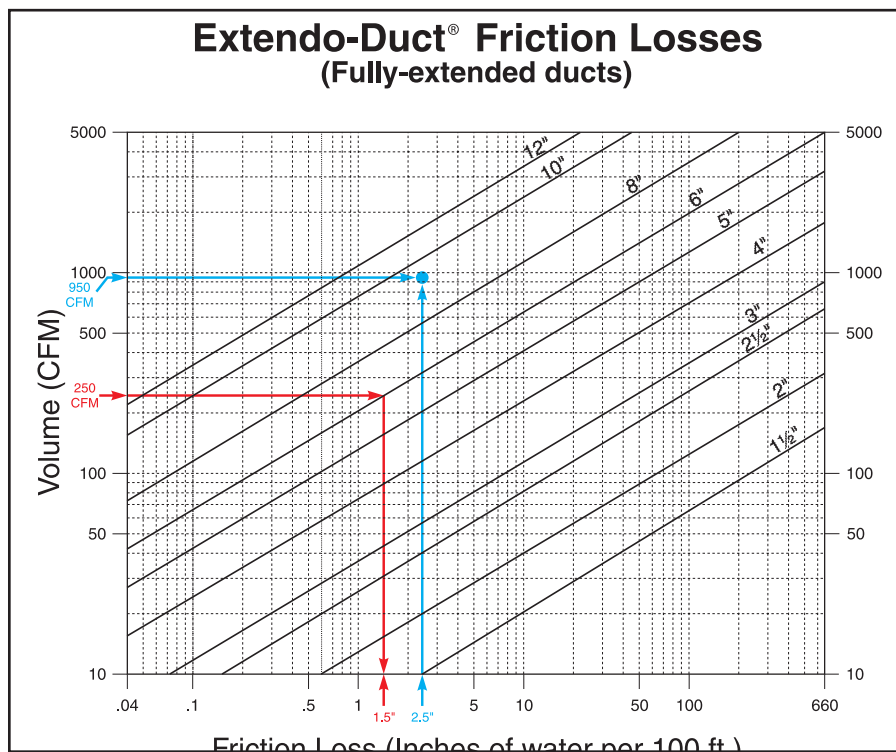
**Custom Molded Cuffs †**

Part Number		ID (in)	L Total Length (in)	A Cuff Length Outside (in)	B Cuff Length Outside (in)	T Thickness (mm)
Brown	White					
CMCB-150	CMCW-150	1 1/2	2.76	1.38	1.57	3
CMCB-200	CMCW-200	2	2.76	1.38	1.57	3
CMCB-250	CMCW-250	2 1/2	2.76	1.38	1.57	3
CMCB-300	CMCW-300	3	3.15	1.57	1.77	3
CMCB-400	CMCW-400	4	3.54	1.77	1.97	3
CMCB-500	CMCW-500	5	3.74	1.77	1.93	3.5
CMCB-600	CMCW-600	6	3.94	1.77	2.17	3

† Molded cuffs are an additional purchase option. Material: EPT Rubber.

## Extendo-Duct® Selection and Performance

The chart below provides the means by which friction losses resulting from airflow through any length of a given diameter of Extendo-Duct® hose can be calculated. The chart can also be used to aid in selecting the proper diameter Extendo-Duct® for use in an application, or for calculating the volume of air which will be delivered at the end of the hose. *It should be noted that this chart is the result of laboratory tests performed on fully-extended lengths of Extendo-Duct®.*



## Calculating friction loss

The application requires 250 CFM and a 20 foot run of Extendo-Duct®. What would be the friction loss through a 6" diameter hose?

Draw a horizontal line at the desired CFM. Draw a vertical line downward from the point at which this horizontal line intersects the diagonal line for the desired hose diameter. Read the friction loss per 100 feet. Multiply this value by the hose length divided by 100.

In our example (shown in red on the graph): the vertical line drawn at the point of intersection of the horizontal 250 CFM line and the 6" dia. hose line shows 1.5" friction loss for 100 ft. of hose. Since the length is 20 ft., multiply the friction loss for 100 ft. by .20. The result is 0.3" friction loss.



## Selecting the proper size Extendo-Duct®

A 60 ft. length of Extendo-Duct® is required to supply 950 CFM. The fan is capable of providing 1.5" SP. What size hose should be selected?

Draw a horizontal line at the desired CFM. Draw a vertical line upward from the appropriate spot on the horizontal axis. The proper hose selection is shown by the slanted line immediately to the left of the point at which the horizontal and vertical lines intersect.

In our example (shown in blue): 1.5" SP/ (60/100) = 2.5". The vertical line drawn at 2.5" intersects the horizontal line drawn at 950 CFM between the 8" and 10" hose lines. The 10" hose should be used.

## Rough Bore (unlined) Interlocked Metal Hose HTS4000 Series HTG4000 Series



### General Applications:

- Abrasive material handling
- BOP (Blow out Protection) for hydraulic, cryogenic and other high pressure hoses
- Bulk truck and railcar unloading
- Dry bulk transfer
- Fly ash and soda handling
- Grain handling
- Protective armor/shielding for hoses
- Transfer of high temperature air, gasses and materials
- Truck tailpipe exhaust
- Vacuum trucks and equipment

### Construction:

A single strip of galvanized or 304 stainless steel wound into a interlocked metal hose, with or without packing materials.

### Max Service Temperature:

- Galvanized: to +750°F (+399°C)
- Stainless: to +1,500°F (+816°C)

### Features and Advantages:

- **Conductive** – prevents the build-up of static electricity eliminating the risk of “hose arcing”.
- **Flexible** – corrugations allow for greater flexibility than lined metal hose.
- **Abrasion Resistant and Durable** – steel construction resists damage from abrasive and damaging materials.
- **Corrosion Resistant (Stainless Only)** – 304 stainless version resists corrosion making it resistant to the elements.
- **Heat Resistant** – can withstand very high temperatures allowing for the transfer of hot materials.
- **Full Vacuum.**

## Nominal Specifications

Weight	Series Number	Material	Wall Thickness (in)	Max Service Temp (°F)
Extra Light Weight	HTG4100	Galvanized Steel	0.0110	750
	HTS4100	304 Stainless Steel	0.0110	1,500
Light Weight	HTG4150	Galvanized Steel	0.0150	750
	HTS4150	304 Stainless Steel	0.0150	1,500
Medium Weight	HTG4200	Galvanized Steel	0.0185	750
	HTS4200	304 Stainless Steel	0.0185	1,500

Please refer to the back page for the location of your nearest warehouse for availability of products/sizes shown.

Because we continually examine ways to improve our products, we reserve the right to alter specifications or discontinue products without prior notice.



## Rough Bore (unlined) Interlocked Metal Hose

### HTS4000 Series

### HTG4000 Series

### Nominal Specifications

Hose Size ID (in)	HTG4100 HTS4100		HTG4150 HTS4150		HTG4200 HTS4200	
	Extra Light Weight		Light Weight		Med. Weight	
	Min Inside Bend Radius (in)	Weight (lbs/ft)	Min Inside Bend Radius (in)	Weight (lbs/ft)	Min Inside Bend Radius (in)	Weight (lbs/ft)
1 3/8	4.25	0.45	5.00	0.60	—	—
1 1/2	4.75	0.50	5.50	0.70	6.00	1.00
1 5/8	5.00	0.54	5.75	0.75	6.50	1.05
1 3/4	5.25	0.58	6.00	0.80	7.00	1.10
1 7/8	5.50	0.62	6.25	0.85	7.50	1.20
2	6.00	0.70	6.50	0.90	8.00	1.30
2 1/4	6.75	0.75	7.25	1.10	8.50	1.45
2 1/2	7.50	0.80	8.00	1.20	9.00	1.60
2 3/4	8.75	0.90	8.25	1.30	10.00	1.80
3	10.00	1.00	10.50	1.40	11.00	2.00
3 1/4	10.50	1.10	11.25	1.50	12.00	2.10
3 1/2	11.00	1.20	12.00	1.60	12.50	2.30
4	12.50	1.40	13.50	1.80	14.50	2.60
4 1/2	14.00	1.50	15.00	2.00	16.00	2.90
5	15.00	1.70	16.00	2.30	17.00	3.00
5 1/4	16.00	1.80	17.25	2.40	18.00	3.15
5 1/2	17.50	1.90	18.50	2.50	19.50	3.30
6	20.00	2.00	21.00	2.70	22.00	3.60
6 1/4	20.50	2.10	21.50	2.80	23.00	3.75
6 1/2	21.00	2.20	22.00	2.95	23.50	3.90
7	22.00	2.40	23.00	3.20	25.00	4.20
7 1/4	23.00	2.50	23.75	3.30	26.00	4.30
7 1/2	24.00	2.60	24.50	3.40	26.50	4.40
8	25.00	2.70	26.00	3.60	28.00	4.70
9	—	—	28.25	4.05	30.50	5.30
9 1/2	—	—	29.50	4.25	31.50	5.60
10	—	—	30.50	4.50	32.50	5.90
11	—	—	33.00	5.00	35.50	6.50
11 1/4	—	—	33.75	5.10	36.00	6.60
11 1/2	—	—	34.50	5.20	37.00	6.75
12	—	—	36.00	5.40	38.00	7.00
14	—	—	50.00	6.30	53.00	8.10
16	—	—	—	—	60.50	9.20



**Bridge Clamp for Ducting Hoses  
300 Stainless Worm Gear Band  
(For Tigerflex™ Counterclockwise Spiral Hoses)**

Part Number	Size (in)	Size Range (in)	Weight Each (lbs)	Standard Carton
DCLPL250	2 1/2	2 3/8 - 2 3/4	0.086	200
DCLPL300	3	2 7/8 - 3 3/8	0.093	200
DCLPL400	4	3 1/2 - 4 1/2	0.130	200
DCLPL500	5	4 3/8 - 5 1/4	0.143	200
DCLPL600	6	5 1/4 - 6 1/4	0.167	200
DCLPL700	7	6 1/4 - 7 1/4	0.175	200
DCLPL800	8	7 3/8 - 8 3/8	0.207	100
DCLPL1000	10	9 1/4 - 10 1/4	0.242	100
DCLPL1200	12	11 1/4 - 12 1/4	0.284	100



**Bridge Clamp for Ducting Hoses  
300 Stainless Worm Gear Band  
(For Flexair™ Clockwise Spiral Hoses)**

Part Number	Size (in)	Size Range (in)	Weight Each (lbs)	Standard Carton
DCLPR250	2 1/2	2 3/8 - 2 3/4	0.086	200
DCLPR300	3	2 7/8 - 3 3/8	0.093	200
DCLPR400	4	3 1/2 - 4 1/2	0.130	200
DCLPR500	5	4 3/8 - 5 1/4	0.143	200
DCLPR600	6	5 1/4 - 6 1/4	0.167	200
DCLPR700	7	6 1/4 - 7 1/4	0.175	200
DCLPR800	8	7 3/8 - 8 3/8	0.207	100
DCLPR1000	10	9 1/4 - 10 1/4	0.242	100
DCLPR1200	12	11 1/4 - 12 1/4	0.284	100



**Aluminum Ducting Hose Menders  
(For URE-CL, URE-BK, UREH-CL, UREH-BK,  
VID-CL, and TMOD Series)**

Part Number	Size (in)	Weight Each (lbs)
DHM-AL600	6	0.28
DHM-AL800	8	0.38
DHM-AL1000	10	0.49
DHM-AL1200	12	0.60



**Stainless Steel Ducting Hose Menders  
(For URE-CL, URE-BK, UREH-CL, UREH-BK,  
VID-CL, and TMOD Series)**

Part Number	Size (in)	Weight Each (lbs)
DHM-SS600	6	0.40
DHM-SS800	8	0.54
DHM-SS1000	10	0.68
DHM-SS1200	12	0.76

Note: Ducting menders to be used in conjunction with two bridge clamps.



# Accessories Compatibility Chart

G = Good      - = Not Suggested

Hose Series Number	Clamp		Coupling	
	DCLPR Series	DCLPL Series	DHM-AL Series	DHM-SS Series
CG	-	G	-	-
EDB/EDW	-	G	-	-
GT/GTG	-	G	-	-
GTF/GTFE	-	G	-	-
HTNP2	G	-	-	-
LK/LKC	-	G	-	-
SDH	*	*	-	-
TMOD	G	-	G	G
URE-BK	G	-	G	G
URE-CL	G	-	G	G
UREH-BK	G	-	G	G
UREH-CL	G	-	G	G
UV1/UVE	-	G	-	-
UVF	-	G	-	-
VID-CL	G	-	G	G

\* For SDH series use of WGC series clamps suggested



WGC-CS Series  
WGC-SS Series

For information on WGC Clamps, refer to standard KOA Coupling catalogs.

# Compliance Footnotes for Flexair™ Catalog Products

- (01) 3A – Material approved by 3-A Sanitary Standards, Inc. for multi-use plastic materials, number: 20-25, as product contact surfaces in equipment for production, processing and handling of milk and milk products.
- (02) BSE/TSE – The majority of the raw materials used in our formulations are not manufactured or derived from materials of animal origin. Nor do our products come into contact with materials of animal origin during processing. Our suppliers of raw materials have assured us their compounds exceed the relevant European Guidance on minimizing the Risk of Transmitting Animal Spongiform Encephalopathy Agents Via Human and Veterinary Medical Products.
- (03) FDA – Material conforms to CFR title 21, parts 170-199.
- (04) MSHA – Hose approved by the United States Department of Labor's Mine Safety and Health Administration as having met Part 18, Title 30 CFR, and the Interim Fire Criteria for Acceptance of Products Taken into Underground Mines as water transfer hose.
- (05) Phthalate Free – Manufactured from all phthalate free materials.
- (06) RoHS – The product complies with the requirements of the EU directive 2002/95/EC which is on the restriction of the use of certain hazardous substances in electrical and electronic equipment.
- (07) UL – The materials have been tested and conform to UL94 flame classification V-0.
- (08) USDA – Hose approved by the US Department of Agriculture for use in federally inspected meat and poultry plants.



## Chemical Resistance Guide Warning



The Chemical Resistance Guides shown on the following page is intended for general guidance only. The information contained therein is based upon tests we believe to be reliable, but the accuracy or completeness thereof is not guaranteed. No warranty is expressed or implied, as specific application parameters, such as temperature, pressure and chemical concentrations vary widely. Furthermore, use of these hoses for handling multiple chemical products, either singly or as a mixture, may introduce uncontrollable factors relating to chemical resistance.

**Before using any hose, the user is responsible for determining the suitability of the hose for the intended application. Therefore, the user assumes all risk and responsibility for determining the suitability of any hose for handling any chemical or chemicals.**

# Chemical Resistance Guide

Key: 1- GOOD RESISTANCE   2 - FAIR RESISTANCE   3 - POOR RESISTANCE   - NO DATA

Transferred Material (@ 68°F)	Hose Material Construction						
	Neoprene	PP	PVC	Silicone	TPR	TPU (Ester)	TPU (Ether)
Acetic Acid (30%)	2	1	1	1	1	3	-
Acetone	2	1	3	-	1	2	3
Acetylene	2	-	1	1	-	1	-
Aniline (Aminobenzene)	3	1	2	-	1	3	-
Benzene	3	3	3	3	3	2	3
Boric Acid	3	1	1	1	1	3	1
Bromine	3	3	3	3	-	3	-
Butane	1	-	-	3	1	1	-
Calcium Chloride	-	1	1	1	1	2	1
Carbon Dioxide	1	-	-	1	1	-	1
Carbon Monoxide	1	-	1	1	1	1	1
Carbon Tetrachloride	3	3	3	3	-	2	3
Chlorine, Dry	2	3	2	-	3	3	-
Chlorine, Wet	3	3	3	-	3	3	-
Chloroform (Trichloromethane)	3	-	3	3	3	3	-
Chromic Acid (25%)	3	3	-	2	-	3	3
Citric Acid	1	1	1	1	1	3	1
Diethylene Glycol	1	-	1	1	-	-	-
Ethyl Alcohol (Ethanol)	1	1	1	1	1	-	2
Ethyl Chloride	2	-	3	3	3	3	-
Ethylene Glycol	1	1	1	1	1	1	1
Formaldehyde	-	2	3	-	-	-	-
Formic Acid (10%)	-	1	-	1	1	3	3
Glycerine	1	1	1	1	1	1	1
Heptane	3	-	2	3	3	1	-
Hexane	-	-	2	3	2	-	-
Hydrogen	1	-	1	-	1	1	-
Isobutyl Alcohol	1	-	1	1	-	-	1
Isooctane	-	-	1	-	-	1	-
Isopropyl Alcohol	-	-	1	-	-	-	1
Kerosene	-	-	3	3	3	1	1
Methyl Ethyl Ketone (MEK)	3	2	3	3	1	2	2
Methane	1	-	1	3	-	-	-
Methyl Alcohol	1	1	2	1	-	2	-
Methylene Chloride	3	2	3	3	3	3	-
Naptha	-	-	3	3	2	1	2
Napthalene	3	3	3	3	2	-	1
Natural Gas	1	-	-	1	-	1	-
Nitric Acid (10%)	1	2	1	1	1	3	-
Nitrogen	-	-	-	-	-	-	-
Nitrous Oxide	-	-	1	-	-	1	-
Oleic Acid	3	2	1	3	1	3	1
Oleum	3	-	3	-	3	3	-
Ozone	2	-	2	1	1	-	1
Paraffin	-	-	1	-	-	-	1
Perchloroethylene	3	3	3	2	3	-	-
Propane Gas	-	-	1	-	3	1	-
Salt/Sea Water	1	1	1	1	1	2	1
Sodium Hydroxide (10%)	1	1	2	-	1	2	-
Sodium Hydroxide (50%)	1	1	3	-	1	3	-
Sodium Hypochlorite (10%)	-	1	-	-	1	2	2
Sulfuric Acid (10%)	1	1	-	3	1	2	-
Sulfuric Acid (50%)	3	1	3	3	2	3	-
Tetrahydrofurane	3	3	3	-	1	3	-
Trichloroethylene	3	3	3	-	3	2	3
Turpentine	3	3	2	3	3	-	3
Urea	1	-	-	-	1	-	-
Vinegar	2	-	1	1	1	-	1
Xylene	3	3	3	3	3	-	3

Because we continually examine ways to improve our products, we reserve the right to alter specifications or discontinue products without prior notice.

# Cautionary Statement

All Products sold and distributed by Kuriyama of America, Inc. are in the nature of commodities and they are sold by published specifications and not for particular purposes, uses or applications. Purchaser shall first determine their suitability for the intended purposes, uses or applications and shall either conduct its own engineering studies or tests, or retain qualified engineers, consultants or testing laboratories and consult with them before determining the proper use, suitability or propriety of the merchandise or Products for the intended purposes, uses or applications.

Kuriyama of America, Inc. ("Seller") does not recommend the Products for any particular purpose, use or application, and the Purchaser or user thereof shall assume full responsibility for the suitability, propriety, use and application of the Products. Purchaser shall follow all instructions contained in Seller's catalogs, brochures, technical bulletins and other documents regarding the Products. The Products, including but not limited to, hose, tubing or couplings, may fail due to the use or conveyance of substances at elevated or lowered temperatures or at excessive pressure, the conveyance of abrasive, injurious, flammable, explosive or damaging substances.

Hose or tubing used in bent configurations will be subjected to increased abrasion. Hose clamps or couplings may loosen after initial installation and all sections of hose and tubing including connections, couplings, clamps, conductivity and bonding should be inspected frequently, regularly and consistently, and should be replaced, adjusted or re-tightened for the avoidance of leakage, for the prevention of injuries or damages, and for general safety purposes. Except as indicated in its Limited Warranty, Seller shall not be liable or responsible for direct or indirect injuries or damages caused by or attributed to the failure or malfunction of any Products sold or distributed by it.

Purchasers or users of the Products should frequently and consistently undertake inspections and protective measures with respect to the use and application of Products, which should include the examination of tube and cover, conditions of the hose or tubing, and the identification, repair or replacement of sections showing cracking, blistering, separations, internal and external abrasions, leaking or slipped couplings or connections and make proper proof tests.

## Limited Warranty

The Products sold or distributed by Seller are warranted to its customers to be free from defects in material and workmanship at the time of shipment by us, subject to the following provisions. ALL WARRANTY CLAIMS SHALL BE MADE WITHIN SIX (6) MONTHS AFTER SELLER SHIPPED THE PRODUCTS. SELLER'S LIABILITY HEREUNDER IS LIMITED AT SELLER'S EXCLUSIVE DISCRETION, TO 1) THE PURCHASE PRICE OF ANY PRODUCTS PROVING DEFECTIVE; 2) REPAIR OF ANY DEFECTIVE PRODUCT OR PART THEREOF; OR 3) REPLACEMENT OF ANY DEFECTIVE PRODUCT OR PART UPON ITS AUTHORIZED RETURN TO SELLER.

THIS WARRANTY IS IN LIEU OF AND EXCLUDES ALL OTHER WARRANTIES, EXPRESSED, IMPLIED, STATUTORY, OR OTHERWISE CREATED UNDER APPLICABLE LAW INCLUDING, BUT NOT LIMITED TO, THE WARRANTY OF MERCHANTABILITY AND THE WARRANTY OF FITNESS FOR A PARTICULAR PURPOSE. IN NO EVENT SHALL SELLER OR THE MANUFACTURER OF THE PRODUCT BE LIABLE FOR SPECIAL, INCIDENTAL, OR CONSEQUENTIAL DAMAGES, INCLUDING LOSS OF PROFITS, WHETHER OR NOT CAUSED BY OR RESULTING FROM THE NEGLIGENCE OF SELLER AND/OR THE MANUFACTURER OF THE PRODUCT, UNLESS SPECIFICALLY PROVIDED HEREIN. IN ADDITION, THIS WARRANTY SHALL NOT APPLY TO ANY PRODUCTS OR PORTIONS THEREOF WHICH HAVE BEEN SUBJECTED TO ABUSE, MISUSE, IMPROPER INSTALLATION, MAINTENANCE, OR OPERATION, ELECTRICAL FAILURE OR ABNORMAL CONDITIONS, AND TO PRODUCTS WHICH HAVE BEEN TAMPERED WITH, ALTERED, MODIFIED, REPAIRED, REWORKED BY ANYONE NOT APPROVED BY SELLER, OR USED IN ANY MANNER INCONSISTENT WITH THE PROVISIONS OF THE "CAUTIONARY STATEMENT" ABOVE OR ANY INSTRUCTIONS OR SPECIFICATIONS PROVIDED WITH OR FOR THE PRODUCT. 05/03/21 REV

Distributed by:



**KURIYAMA**  
OF AMERICA, INC.

### HEADQUARTERS, SALES OFFICE AND WAREHOUSE

360 E. State Parkway, Schaumburg, IL 60173-5335  
Phone: (847) 755-0360 • Toll-free Fax: (800) 800-0320  
International Fax: (847) 885-0996



[kuriyama.com](http://kuriyama.com)



[sales@kuriyama.com](mailto:sales@kuriyama.com)



The trademarks contained in this publication are trademarks of Kuriyama of America, Inc.

## CONTACT OUR SALES/WAREHOUSE LOCATIONS BELOW WHICH SERVE YOUR AREA

### SOUTHWEST WAREHOUSE

**KURIYAMA OF AMERICA, INC.**

– HOUSTON

200 Portwall Street, Suite 100  
HOUSTON, TX 77029

Phone: (713) 674-8212

Toll Free Phone: (800) 501-6808

FAX: (713) 674-5214

Toll Free FAX: (800) 800-5214

E-Mail: [sales@kuriyama.com](mailto:sales@kuriyama.com)

### WESTERN WAREHOUSE

**KURIYAMA OF AMERICA, INC.**

– SANTA FE SPRINGS

10749 SHOEMAKER AVENUE

SANTA FE SPRINGS, CA 90670-4039

Phone: (562) 941-4507

FAX: (562) 941-8940

Toll-Free FAX: (800) 326-8940

E-Mail: [sales@kuriyama.com](mailto:sales@kuriyama.com)

### SOUTHEAST WAREHOUSE

**FORTNEY SALES CO., INC.**

4221 Cantrell Road NW

Acworth, GA 30101

Phone: (770) 427-6528

FAX: (770) 423-9249

Toll Free FAX: (800) 423-9249

Web Site: [www.fortneysales.com](http://www.fortneysales.com)

E-Mail: [sales@fortneysales.com](mailto:sales@fortneysales.com)

### EASTERN WAREHOUSE

**EASTERN RUBBER & PLASTICS CO., INC.**

100 GOLDMAN DR.

PLUMSTED INDUSTRIAL PARK

CREAM RIDGE, NJ 08514

Phone: (609) 758-0100

FAX: (609) 758-0102

Toll Free FAX: (800) 445-7138

Web Site: [www.easternrubber.com](http://www.easternrubber.com)

E-Mail: [sales@easternrubber.com](mailto:sales@easternrubber.com)

### IN MEXICO:

**KURIYAMA DE MÉXICO S DE RL DE CV**

AV JOSE PALOMO MARTINEZ NO 520-20 BODEGA 5

PARQUE INDUSTRIAL OMOLAP

APODACA, N.L. CP:66633, MÉXICO

Telefonos: (81) 1086-1870 0 71

Internet: [www.kuriyama.com.mx](http://www.kuriyama.com.mx)

[www.kuriyama.com](http://www.kuriyama.com)

Correo Electronico: [ventas@kuriyama.com](mailto:ventas@kuriyama.com)