



CAPITAL RUBBER CORP
INDUSTRIAL HOSE AND COUPLING CATALOG



GET CONNECTED @
CAPITALRUBBERCORP.COM



- TABLE OF CONTENTS -

<i>DISCHARGE HOSE</i>	<i>2 - 7</i>
<i>SUCTION HOSE</i>	<i>8 - 13</i>
<i>PETROLEUM HOSE</i>	<i>14</i>
<i>CHEMICAL HOSE</i>	<i>15</i>
<i>AIR / WATER HOSE</i>	<i>16 - 20</i>
<i>SPECIAL APPLICATION HOSE</i>	<i>21 - 23</i>
<i>CAM LOCK COUPLINGS</i>	<i>24 - 26</i>
<i>BALL & SOCKET COUPLINGS</i>	<i>27</i>
<i>THREADED HOSE COUPLINGS</i>	<i>28</i>
<i>HOSE CLAMPS & TOOLS</i>	<i>29 - 30</i>
<i>ADAPTERS & ACCESSORIES</i>	<i>31 - 32</i>
<i>UNIVERSAL COUPLINGS</i>	<i>33</i>
<i>PNEUMATIC ACCESSORIES</i>	<i>34 - 35</i>
<i>HOSE SAFETY RESTRAINTS</i>	<i>35 - 36</i>

FOR ADDITIONAL PRODUCT INFORMATION PLEASE VISIT WWW.CAPITALRUBBERCORP.COM

Thank you for choosing Capital Rubber for your hose, hose assembly, and coupling requirements. Since 1975, Capital Rubber has been dedicated to serving industries like yours with quality products and service. Our years of experience and knowledge of the product line are your advantage when selecting a reliable and safe hose system for your specific application.

Our product line has been carefully researched and selected for its quality and versatility. The assemblies and products in this catalog are a selection of frequently requested types, diameters and assembly configurations. We understand that an application may require a special material, length, or configuration, and will gladly accommodate custom design requests.

Please contact us for assistance, we look forward to hearing from you.

All hose pressure ratings listed are for the hose only, at ambient temperature and conditions. A hose assembly's pressure rating is dependent on coupling type, attachment method, compatibility, & operating conditions.

DISCHARGE HOSE

7801 – BLUE PVC DISCHARGE

ASSEMBLIES WITH MALE & FEMALE NPSH THREADED COUPLINGS



1-1/2" X 50'	7801-150X50MF*
2" X 50'	7801-2X50MF
2-1/2" X 50'	7801-250X50MF*
3" X 50'	7801-3X50MF
4" X 50'	7801-4X50MF
6" X 50'	7801-6X50MF

*SIZES AVAILABLE WITH NST FIRE THREAD
3/4" & 1" SIZES AVAILABLE WITH HD BRASS MXF

ASSEMBLIES WITH CAM LOCK ALUMINUM QUICK CONNECT COUPLINGS



1-1/2" X 50'	7801-150X50CE
2" X 50'	7801-2X50CE
2-1/2" X 50'	7801-250X50CE
3" X 50'	7801-3X50CE
4" X 50'	7801-4X50CE
6" X 50'	7801-6X50CE

AVAILABLE WITH BALL & SOCKET COUPLINGS

300 FT MAX ROLL LENGTH

BULK HOSE

-5 TO +170 DEG F

SIZE (ID)	ITEM NUMBER	PSI RATING	LBS / FOOT
3/4"	7801-075	140	0.08
1"	7801-100	110	0.11
1-1/4"	7801-125	80	0.14
1-1/2"	7801-150	80	0.19
2"	7801-200	80	0.24
2-1/2"	7801-250	65	0.30
3"	7801-300	80	0.36
4"	7801-400	70	0.53

SIZE (ID)	ITEM NUMBER	PSI RATING	LBS / FOOT
5"	7801-500	40	0.65
6"	7801-600	60	0.87
8"	7801-800	35	1.30
10"	7801-10	35 / 80*	1.90 / 2.15
12"	7801-12	35 / 60*	2.45 / 2.75
14"	7801-14	30	2.70
16"	7801-16	30	3.10

*10" & 12" ALSO AVAILABLE IN HEAVY GRADE

PSI RATING LISTED IS THE RECOMMENDED MAX OPERATING PRESSURE OF THE BULK HOSE ONLY
HOSE ASSEMBLY WORKING PRESSURE RATING IS DEPENDENT ON THE COUPLING TYPE

DISCHARGE HOSE

7801R – RED HD PVC DISCHARGE

ASSEMBLIES WITH MALE & FEMALE NPSH THREADED COUPLINGS



1-1/2" X 50'	7801R-150X50MF*
2" X 50'	7801R-2X50MF
2-1/2" X 50'	7801R-250X50MF*
3" X 50'	7801R-3X50MF
4" X 50'	7801R-4X50MF
6" X 50'	7801R-6X50MF

*SIZES AVAILABLE WITH NST FIRE THREAD

ASSEMBLIES WITH CAM LOCK ALUMINUM QUICK CONNECT COUPLINGS



1-1/2" X 50'	7801R-150X50CE
2" X 50'	7801R-2X50CE
2-1/2" X 50'	7801R-250X50CE
3" X 50'	7801R-3X50CE
4" X 50'	7801R-4X50CE
6" X 50'	7801R-6X50CE

AVAILABLE WITH BALL & SOCKET COUPLINGS

300 FT MAX ROLL LENGTH

BULK HOSE

-5 TO +170 DEG F

SIZE (ID)	ITEM NUMBER	PSI RATING	LBS / FOOT	FULL ROLL LENGTH
1-1/2"	7801R-150	150	0.28	300'
2"	7801R-200	150	0.34	300'
2-1/2"	7801R-250	150	0.40	300'
3"	7801R-300	150	0.55	300'
4"	7801R-400	150	0.85	300'
6"	7801R-600	150	1.34	300'
8"	7801R-800	115	1.90	300'

PSI RATING LISTED IS THE RECOMMENDED MAX OPERATING PRESSURE OF THE BULK HOSE ONLY
HOSE ASSEMBLY WORKING PRESSURE RATING IS DEPENDENT ON THE COUPLING TYPE

DISCHARGE HOSE

3200 / 3220 – MILL DISCHARGE

ASSEMBLIES WITH MALE & FEMALE NPSH THREADED COUPLINGS



1-1/2" X 50'	3200-150X50MF*
2" X 50'	3200-2X50MF
2-1/2" X 50'	3200-250X50MF*
3" X 50'	3200-3X50MF
4" X 50'	3200-4X50MF
6" X 50'	3200-6X50MF

*SIZES AVAILABLE WITH NST FIRE THREAD

ASSEMBLIES WITH CAM LOCK ALUMINUM QUICK CONNECT COUPLINGS



1-1/2" X 50'	3200-150X50CE
2" X 50'	3200-2X50CE
2-1/2" X 50'	3200-250X50CE
3" X 50'	3200-3X50CE
4" X 50'	3200-4X50CE
6" X 50'	3200-6X50CE

DOUBLE JACKET ASSEMBLIES AVAILABLE
TYPE #3220 (SEE CHART BELOW)

SINGLE JACKET **BULK HOSE** DOUBLE JACKET

100 FT MAX THROUGH 4 INCH

SIZE (ID)	ITEM NUMBER	PSI RATING	LBS / FOOT
1"	3200-100	150	0.16
1-1/2"	3200-150	150	0.20
2"	3200-200	150	0.27
2-1/2"	3200-250	150	0.37
3"	3200-300	150	0.43
4"	3200-400	150	0.62
6"	3200-600	115	1.10

SIZE (ID)	ITEM NUMBER	PSI RATING	LBS / FOOT
1-1/2"	3220-150	300	0.29
2"	3220-200	300	0.40
2-1/2"	3220-250	300	0.50
3"	3220-300	250	0.63
4"	3220-400	250	0.76

NOT RATED FOR FIRE PROTECTION

PSI RATING LISTED IS THE RECOMMENDED MAX OPERATING PRESSURE OF THE BULK HOSE ONLY
HOSE ASSEMBLY WORKING PRESSURE RATING IS DEPENDENT ON THE COUPLING TYPE

DISCHARGE HOSE

FIRE HOSE ASSEMBLIES



SINGLE JACKET ASSEMBLIES

150 PSI SERVICE / 300 PSI TEST

NST / NH FIRE THREAD

1-1/2" X 50'	3200-150X50NSTRL
2-1/2" X 50'	3200-250X50NSTRL

AVAILABLE IN 500 PSI TEST #3202



DOUBLE JACKET ASSEMBLIES

200 PSI SERVICE / 400 PSI TEST

NST / NH FIRE THREAD

1-1/2" X 50'	3220-150X50NSTRL
2-1/2" X 50'	3220-250X50NSTRL

AVAILABLE IN 800 PSI TEST #3228

DOUBLE JACKET ASSEMBLIES

200 PSI SERVICE / 400 PSI TEST

NPSH THREAD

1-1/2" X 50'	3220-150X50MFRL
2-1/2" X 50'	3220-250X50MFRL

AVAILABLE IN 800 PSI TEST #3228

***ASSEMBLIES ARE TESTED & STENCILED
PER NFPA STANDARDS***

**ALUMINUM COUPLINGS STANDARD • BRASS COUPLINGS AVAILABLE BY REQUEST
MUNICIPAL THREAD PATTERNS AVAILABLE BY SPECIAL ORDER, PLEASE INQUIRE**

CUSTOM FIRE HOSE OPTIONS

SINGLE JACKET 500 PSI TEST & DOUBLE JACKET 800 PSI TEST

RUBBER LINED & POLYURETHANE LINED

ABRASION RESISTANT COLOR-COATING AVAILABLE IN:



COLOR SHADES MAY VARY, ADDITIONAL LEAD TIME MAY APPLY

UL LISTED AND NSF COMPLIANT HOSE AVAILABLE

COUPLING TYPES INCLUDE:

BRASS PIN LUG

BRASS ROCKER LUG

ALUMINUM ROCKER LUG

SPECIAL THREADS AVAILABLE

STORZ COUPLINGS AVAILABLE



DISCHARGE HOSE

9821 – NITRILE RUBBER DISCHARGE

ASSEMBLIES WITH CAM LOCK ALUMINUM QUICK CONNECT COUPLINGS



ALSO AVAILABLE
IN BLACK COVER

1-1/2" X 50'	9821-150X50CE
2" X 50'	9821-2X50CE
2-1/2" X 50'	9821-250X50CE
3" X 50'	9821-3X50CE
4" X 50'	9821-4X50CE
6" X 50'	9821-6X50CE

ADDITIONAL CONFIGURATIONS AVAILABLE

AVAILABLE WITH BALL & SOCKET COUPLINGS

ASSEMBLIES WITH ROCKER LUG ANODIZED ALUMINUM M&F COUPLINGS



ANODIZED ALUMINUM
FULL FLOW COUPLINGS

HOSE SIZE (ID)	THREAD TYPE	ITEM NUMBER
1-1/2" X 50'	NPSH	9821-150X50MFRL
1-1/2" X 50'	NST	9821-150X50NSTRL
2" X 50'	NPSH	9821-2X50MFRL
2-1/2" X 50'	NPSH	9821-250X50MFRL
2-1/2" X 50'	NST	9821-250X50NSTRL
3" X 50'	NPSH	9821-3X50MFRL

250 PSI / 500 TEST STANDARD, 300 PSI / 600 TEST AVAILABLE
4", 5", & 6" AVAILABLE IN NST OR STORZ QUICK CONNECT

100 FT MAX ROLL LENGTH

BULK HOSE

-20 TO +210 DEG F

ALSO AVAILABLE
BY CUSTOM ORDER:

ADDITIONAL COLORS
URETHANE VERSION
300 & 660 FT LENGTHS
(MINIMUM MAY APPLY)

SIZE (ID)	ITEM NUMBER	PSI RATING	LBS / FOOT
1-1/2"	9821-150	250	0.26
2"	9821-200	250	0.35
2-1/2"	9821-250	250	0.47
3"	9821-300	250	0.65
4"	9821-400	200	0.85
6"	9821-600	150	1.60
8"	9821-800	150	2.30

REUSABLE COUPLINGS
AVAILABLE UP TO 12"



GROOVED OR THREADED
ANODIZED ALUMINUM

PSI RATING LISTED IS THE RECOMMENDED MAX OPERATING PRESSURE OF THE BULK HOSE ONLY
HOSE ASSEMBLY WORKING PRESSURE RATING IS DEPENDENT ON THE COUPLING TYPE

DISCHARGE HOSE

9801 – RUBBER DISCHARGE

ASSEMBLIES WITH MALE & FEMALE NPSH THREADED COUPLINGS



1-1/2" X 50'	9801-150X50MF*
2" X 50'	9801-2X50MF
2-1/2" X 50'	9801-250X50MF*
3" X 50'	9801-3X50MF
4" X 50'	9801-4X50MF
6" X 50'	9801-6X50MF

*SIZES AVAILABLE WITH NST FIRE THREAD

ASSEMBLIES WITH CAM LOCK ALUMINUM QUICK CONNECT COUPLINGS



1-1/2" X 50'	9801-150X50CE
2" X 50'	9801-2X50CE
2-1/2" X 50'	9801-250X50CE
3" X 50'	9801-3X50CE
4" X 50'	9801-4X50CE
6" X 50'	9801-6X50CE

ASSEMBLY NUMBERS SHOWN ARE FOR 2-PLY REINFORCED HOSE
4-PLY REINFORCED HOSE AVAILABLE, # 9801H (SEE CHART BELOW)

AVAILABLE WITH BALL & SOCKET COUPLINGS

100 FT MAX LENGTH TO 10"

BULK HOSE

-25 TO +180 DEG F

SIZE (ID)	ITEM NUMBER	2-PLY PSI RATING	4-PLY PSI RATING
1-1/2"	9801_-150	150	250
2"	9801_-200	150	250
2-1/2"	9801_-250	150	250
3"	9801_-300	150	225
4"	9801_-400	150	200

SIZE (ID)	ITEM NUMBER	2-PLY PSI RATING	4-PLY PSI RATING
5"	9801_-500	150	200
6"	9801_-600	100	150
8"	9801_-800	100	125
10"	9801_-10	100	125
12"	9801_-12	100	125

LARGE DIAMETER HOSE & ABRASION RESISTANT TUBE MATERIALS AVAILABLE

NOT RECOMMENDED FOR SAND, GRAVEL, OR CEMENT DISCHARGE APPLICATIONS

PSI RATING LISTED IS THE RECOMMENDED MAX OPERATING PRESSURE OF THE BULK HOSE ONLY
HOSE ASSEMBLY WORKING PRESSURE RATING IS DEPENDENT ON THE COUPLING TYPE



7901 – STANDARD PVC SUCTION

ASSEMBLIES WITH MALE & FEMALE NPSH THREADED COUPLINGS



1-1/2" X 20'	7901-150X20MF
2" X 20'	7901-2X20MF
2-1/2" X 20'	7901-250X20MF
3" X 20'	7901-3X20MF
4" X 20'	7901-4X20MF
6" X 20'	7901-6X20MF

ASSEMBLIES WITH MALE & FEMALE CAM LOCK COUPLINGS



CORRUGATED COVER AVAILABLE

1-1/2" X 20'	7901-150X20CE
2" X 20'	7901-2X20CE
2-1/2" X 20'	7901-250X20CE
3" X 20'	7901-3X20CE
4" X 20'	7901-4X20CE
6" X 20'	7901-6X20CE

FOR ASSEMBLIES WITH FEMALE CAM X MALE NPT:
REPLACE THE CE IN ABOVE PART NUMBER WITH CN

8" – 12" ASSEMBLIES AVAILABLE WITH CAM, FLANGE, NPT OR BALL & SOCKET COUPLINGS

100 FT MAX ROLL THROUGH 6"

BULK HOSE

-10 TO +130 DEG F

SIZE (ID)	ITEM NUMBER	PSI RATING	LBS / FOOT
1"	7901-100	90	0.28
1-1/4"	7901-125	90	0.36
1-1/2"	7901-150	90	0.48
2"	7901-200	70	0.67
2-1/2"	7901-250	65	0.94
3"	7901-300	55	1.20

SIZE (ID)	ITEM NUMBER	PSI RATING	LBS / FOOT
4"	7901-400	50	1.90
5"	7901-500	45	3.05
6"	7901-600	45	4.60
8"	7901-800	40	7.10
10"	7901-10	40	12.50
12"	7901-12	35	15.75

CAPABLE OF FULL VACUUM THROUGH 8 INCH DIAMETER (AT AMBIENT TEMPERATURE)

FOR INCREASED FLEXIBILITY SEE TYPE 7909 LOW TEMP CLEAR PVC SUCTION HOSE

**PSI RATING LISTED IS THE RECOMMENDED MAX OPERATING PRESSURE OF THE BULK HOSE ONLY
HOSE ASSEMBLY WORKING PRESSURE RATING IS DEPENDENT ON THE COUPLING TYPE**



7909 – LOW TEMP CLEAR PVC

ASSEMBLIES WITH MALE & FEMALE NPSH THREADED COUPLINGS



FLEXIBLE IN COLD WEATHER

1-1/2" X 20'	7909-150X20MF
2" X 20'	7909-2X20MF
2-1/2" X 20'	7909-250X20MF
3" X 20'	7909-3X20MF
4" X 20'	7909-4X20MF
6" X 20'	7909-6X20MF

ASSEMBLIES WITH MALE & FEMALE CAM LOCK COUPLINGS



CORRUGATED COVER AVAILABLE

FDA COMPLIANT MATERIAL AVAILABLE

1-1/2" X 20'	7909-150X20CE
2" X 20'	7909-2X20CE
2-1/2" X 20'	7909-250X20CE
3" X 20'	7909-3X20CE
4" X 20'	7909-4X20CE
6" X 20'	7909-6X20CE

FOR ASSEMBLIES WITH FEMALE CAM X MALE NPT:
REPLACE THE CE IN ABOVE PART NUMBER WITH CN

8" – 12" ASSEMBLIES AVAILABLE WITH CAM, FLANGE, NPT OR BALL & SOCKET COUPLINGS

100 FT MAX ROLL THROUGH 6"

BULK HOSE

-10 TO +130 DEG F

SIZE (ID)	ITEM NUMBER	PSI RATING	LBS / FOOT
1"	7909-100	100	0.30
1-1/4"	7909-125	90	0.40
1-1/2"	7909-150	90	0.50
2"	7909-200	70	0.75
2-1/2"	7909-250	65	1.05
3"	7909-300	55	1.35

SIZE (ID)	ITEM NUMBER	PSI RATING	LBS / FOOT
4"	7909-400	50	2.10
5"	7909-500	45	3.05
6"	7909-600	45	4.50
8"	7909-800	40	6.90
10"	7909-10	40	12.25
12"	7909-12	35	15.50

CAPABLE OF FULL VACUUM THROUGH 8 INCH DIAMETER (AT AMBIENT TEMPERATURE)

FOR CORRUGATED COVER SEE TYPE 7903 AT CAPITALRUBBERCORP.COM

**PSI RATING LISTED IS THE RECOMMENDED MAX OPERATING PRESSURE OF THE BULK HOSE ONLY
HOSE ASSEMBLY WORKING PRESSURE RATING IS DEPENDENT ON THE COUPLING TYPE**




7962 – CLEAR BRAIDED PVC

ASSEMBLIES WITH MALE & FEMALE NPSH THREADED COUPLINGS



1-1/2" X 20'	7962-150X20MF
2" X 20'	7962-2X20MF
2-1/2" X 20'	7962-250X20MF
3" X 20'	7962-3X20MF
4" X 20'	7962-4X20MF
6" X 20'	7962-6X20MF

ASSEMBLIES WITH MALE & FEMALE CAM LOCK COUPLINGS



1-1/2" X 20'	7962-150X20CE
2" X 20'	7962-2X20CE
2-1/2" X 20'	7962-250X20CE
3" X 20'	7962-3X20CE
4" X 20'	7962-4X20CE
6" X 20'	7962-6X20CE

SPIRAL BOLT CLAMPS AVAILABLE
HOSE HELIX IS CLOCKWISE

FOR ASSEMBLIES WITH FEMALE CAM X MALE NPT:
REPLACE THE CE IN ABOVE PART NUMBER WITH CN

ALSO AVAILABLE WITH BALL & SOCKET COUPLINGS

100 FT MAX ROLL THROUGH 6"

BULK HOSE

-10 TO +140 DEG F

SIZE (ID)	ITEM NUMBER	PSI RATING	LBS / FOOT
1-1/2"	7962-150	100	0.49
2"	7962-200	100	0.75
3"	7962-300	100	1.19
4"	7962-400	75	1.80

SIZE (ID)	ITEM NUMBER	PSI RATING	LBS / FOOT
5"	7962-500	70	3.00
6"	7962-600	70	3.95
8"	7962-800	70	5.60
10"	7962-010	40	8.75

CLEAR WALL FOR VISUAL INSPECTION • CORRUGATED COVER FOR FLEXIBILITY

• BRAIDED REINFORCEMENT FOR DURABILITY AND INCREASED PSI RATING

• FULL VACUUM RATING IN ALL SIZES (AT AMBIENT TEMPERATURE)

WORKING PRESSURE & VACUUM RATING DECREASE AS TEMPERATURE INCREASES

PSI RATING LISTED IS THE RECOMMENDED MAX OPERATING PRESSURE OF THE BULK HOSE ONLY
HOSE ASSEMBLY WORKING PRESSURE RATING IS DEPENDENT ON THE COUPLING TYPE



7910 – BUMBLE BEE VAC

TYPE 7910

CRUSH-RESISTANT & HIGH FLEX



TYPE 7910S

LIGHTWEIGHT & HIGH FLEX



ASSEMBLIES WITH MALE & FEMALE NPSH THREADED COUPLINGS

1-1/2" X 20'	7910-150X20MF
2" X 20'	7910-2X20MF
3" X 20'	7910-3X20MF
4" X 20'	7910-4X20MF

1-1/2" X 20'	7910S-150X20MF
2" X 20'	7910S-2X20MF
3" X 20'	7910S-3X20MF
4" X 20'	7910S-4X20MF

ASSEMBLIES WITH MALE & FEMALE CAM LOCK COUPLINGS

1-1/2" X 20'	7910-150X20CE
2" X 20'	7910-2X20CE
3" X 20'	7910-3X20CE
4" X 20'	7910-4X20CE

1-1/2" X 20'	7910S-150X20CE
2" X 20'	7910S-2X20CE
3" X 20'	7910S-3X20CE
4" X 20'	7910S-4X20CE

FOR ASSEMBLIES WITH FEMALE CAM X MALE NPT: REPLACE THE CE IN ABOVE PART NUMBER WITH CN
OTHER LENGTHS AVAILABLE BY SPECIAL ORDER UP TO 60 FT MAXIMUM

-40 TO + 150 DEG F

BULK HOSE

-40 TO + 140 DEG F

TYPE 7910

TYPE 7910S

SIZE (ID)	ITEM NUMBER	PSI RATING	LBS / FOOT
1-1/2"	7910-150	20	0.60
2"	7910-200	15	0.85
3"	7910-300	7	1.20
4"	7910-400	7	1.60

SIZE (ID)	ITEM NUMBER	PSI RATING	LBS / FOOT
1-1/2"	7910S-150	20	0.36
2"	7910S-200	14	0.57
3"	7910S-300	12	1.20
4"	7910S-400	10	1.47

ALL BULK HOSE INCLUDES POLYWELDED CUFFS INSTALLED EACH END

THREADED REPLACEMENT CUFFS & GLUE AVAILABLE, CUFFS DO NOT INTERCHANGE BETWEEN STYLES

WORKING PRESSURE & VACUUM RATING DECREASE AS TEMPERATURE INCREASES

RATED FOR FULL VACUUM IN ALL SIZES, NOT RECOMMENDED FOR POSITIVE PRESSURE APPLICATIONS



9904 – WEATHERFLEX EPDM


ASSEMBLIES WITH MALE & FEMALE NPSH THREADED COUPLINGS



FLEXIBLE IN COLD WEATHER

1-1/2" X 20'	9904-150X20MF
2" X 20'	9904-2X20MF
2-1/2" X 20'	9904-250X20MF
3" X 20'	9904-3X20MF
4" X 20'	9904-4X20MF
6" X 20'	9904-6X20MF

ASSEMBLIES WITH MALE & FEMALE CAM LOCK COUPLINGS



**AVAILABLE IN GREEN OR GRAY
(MOST SIZES)**

1-1/2" X 20'	9904-150X20CE
2" X 20'	9904-2X20CE
2-1/2" X 20'	9904-250X20CE
3" X 20'	9904-3X20CE
4" X 20'	9904-4X20CE
6" X 20'	9904-6X20CE

FOR ASSEMBLIES WITH FEMALE CAM X MALE NPT:
REPLACE THE CE IN ABOVE PART NUMBER WITH CN

ALSO AVAILABLE WITH BALL & SOCKET COUPLINGS

100 FT MAX ROLL

BULK HOSE

-30 TO +140 DEG F

SIZE (ID)	ITEM NUMBER	PSI RATING	LBS / FOOT
1"	9904-100	80	0.25
1-1/4"	9904-125	70	0.30
1-1/2"	9904-150	60	0.50
2"	9904-200	60	0.70

SIZE (ID)	ITEM NUMBER	PSI RATING	LBS / FOOT
2-1/2"	9904-250	50	0.90
3"	9904-300	50	1.20
4"	9904-400	45	1.85
6"	9904-600	35	3.90

SMOOTH EPDM RUBBER TUBE • CORRUGATED COVER FOR FLEXIBILITY

• AVAILABLE WITH WIRE REINFORCEMENT SIZES 3" & UP

• FULL VACUUM RATING IN ALL SIZES (AT AMBIENT TEMPERATURE)


ALSO AVAILABLE WITH TEXTILE BRAID OR WIRE REINFORCEMENT (SELECT SIZES)

**PSI RATING LISTED IS THE RECOMMENDED MAX OPERATING PRESSURE OF THE BULK HOSE ONLY
HOSE ASSEMBLY WORKING PRESSURE RATING IS DEPENDENT ON THE COUPLING TYPE**



9901 – RUBBER WATER SUCTION

ASSEMBLIES WITH MALE & FEMALE NPSH THREADED COUPLINGS



1-1/2" X 20'	9901-150X20MF
2" X 20'	9901-2X20MF
2-1/2" X 20'	9901-250X20MF
3" X 20'	9901-3X20MF
4" X 20'	9901-4X20MF
6" X 20'	9901-6X20MF

ASSEMBLIES WITH MALE & FEMALE CAM LOCK COUPLINGS



1-1/2" X 20'	9901-150X20CE
2" X 20'	9901-2X20CE
2-1/2" X 20'	9901-250X20CE
3" X 20'	9901-3X20CE
4" X 20'	9901-4X20CE
6" X 20'	9901-6X20CE

CORRUGATED COVER AVAILABLE

FOR ASSEMBLIES WITH FEMALE CAM X MALE NPT:
REPLACE THE CE IN ABOVE PART NUMBER WITH CN

8" – 12" ASSEMBLIES AVAILABLE WITH CAM, FLANGE, NPT OR BALL & SOCKET COUPLINGS

100 FT MAX ROLL THROUGH 8"

BULK HOSE

-25 TO +180 DEG F

SIZE (ID)	ITEM NUMBER	PSI RATING	LBS / FOOT
1"	9901-100	150	0.52
1-1/4"	9901-125	150	0.63
1-1/2"	9901-150	150	0.80
2"	9901-200	150	1.10
2-1/2"	9901-250	150	1.75
3"	9901-300	150	2.25

SIZE (ID)	ITEM NUMBER	PSI RATING	LBS / FOOT
4"	9901-400	150	2.80
5"	9901-500	150	3.25
6"	9901-600	150	5.75
8"	9901-800	100	6.60
10"	9901-010	75	10.25
12"	9901-012	75	13.50

CAPABLE OF FULL VACUUM THROUGH 8 INCH DIAMETER (AT AMBIENT TEMPERATURE)

AVAILABLE WITH SAND & GRAVEL RESISTANT GUM RUBBER TUBE

**PSI RATING LISTED IS THE RECOMMENDED MAX OPERATING PRESSURE OF THE BULK HOSE ONLY
HOSE ASSEMBLY WORKING PRESSURE RATING IS DEPENDENT ON THE COUPLING TYPE**



6902 – TANK TRUCK PETROLEUM

ASSEMBLIES WITH MALE & FEMALE CAM LOCK COUPLINGS



1-1/2" X 20'	6902-150X20CE
2" X 20'	6902-2X20CE
2-1/2" X 20'	6902-250X20CE
3" X 20'	6902-3X20CE
4" X 20'	6902-4X20CE
6" X 20'	6902-6X20CE

CRIMPED ASSEMBLIES ALSO AVAILABLE

HI-FLEX

ASSEMBLIES WITH MALE & FEMALE CAM LOCK COUPLINGS



1-1/2" X 20'	6902C-150X20CE
2" X 20'	6902C-2X20CE
2-1/2" X 20'	6902C-250X20CE
3" X 20'	6902C-3X20CE
4" X 20'	6902C-4X20CE
6" X 20'	6902C-6X20CE

CRIMPED ASSEMBLIES ALSO AVAILABLE

SPECIALLY FORMULATED HOSE FOR THE TRANSFER & UNLOADING OF MOST OILS, REFINED FUEL, ETHANOL, GASOLINE, WITH AROMATIC CONTENT UP TO 50 PERCENT BIODIESEL & DIESEL EXHAUST FLUID COMPATIBLE HOSES AVAILABLE, PLEASE INQUIRE

-25 TO + 200 DEG F

SMOOTH COVER

SIZE (ID)	ITEM NUMBER	PSI RATING	LBS / FOOT
1-1/2"	6902-150	150	0.90
2"	6902-200	150	1.15
2-1/2"	6902-250	150	1.80
3"	6902-300	150	2.40
4"	6902-400	150	2.75
6"	6902-600	150	6.25
8"	6902-800	150	7.20

BULK HOSE

-40 TO + 180 DEG F

HI-FLEX COVER

SIZE (ID)	ITEM NUMBER	PSI RATING	LBS / FOOT
1-1/2"	6902C-150	150	0.80
2"	6902C-200	150	1.05
2-1/2"	6902C-250	150	1.35
3"	6902C-300	150	1.60
4"	6902C-400	150	2.50
6"	6902C-600	150	4.25
8"	6902C-800	150	6.20

HIGHER PRESSURE RATING OPTIONS AVAILABLE – RED COVER HOSE AVAILABLE

**PSI RATING LISTED IS THE RECOMMENDED MAX OPERATING PRESSURE OF THE BULK HOSE ONLY
HOSE ASSEMBLY WORKING PRESSURE RATING IS DEPENDENT ON THE COUPLING TYPE**



2902C / 2909C – CHEMICAL TRANSFER



316-SS CRIMP COUPLINGS SHOWN

2909C XLPE LINED HOSE

WITH MALE & FEMALE CAM LOCK COUPLINGS
CROSS LINKED POLYETHYLENE TUBE

1" X 20'	2909C-1X20CE
1-1/2" X 20'	2909C-150X20CE
2" X 20'	2909C-2X20CE
2-1/2" X 20'	2909C-250X20CE
3" X 20'	2909C-3X20CE
4" X 20'	2909C-4X20CE

ADD -SS FOR STAINLESS STEEL COUPLINGS
INQUIRE FOR CRIMPED ASSEMBLIES

2902C UHMW PE LINED HOSE

WITH MALE & FEMALE CAM LOCK COUPLINGS
ULTRA HIGH MOLECULAR WEIGHT - PE TUBE

1" X 20'	2902C-1X20CE
1-1/4" X 20'	2902C-125X20CE
1-1/2" X 20'	2902C-150X20CE
2" X 20'	2902C-2X20CE
2-1/2" X 20'	2902C-250X20CE
3" X 20'	2902C-3X20CE
4" X 20'	2902C-4X20CE
6" X 20'	2902C-6X20CE

SPECIALLY FORMULATED POLYETHYLENE TUBE CONVEYS MOST CHEMICALS
CONSULT CHEMICAL RESISTANCE CHARTS AND TEST COMPATABILITY PRIOR TO USE
FEP LINED RUBBER OR STAINLESS BRAIDED COVER HOSE ASSEMBLIES AVAILABLE

XLPE TUBE

BULK HOSE

UHMW-PE TUBE

SIZE (ID)	ITEM NUMBER	PSI RATING	LBS / FOOT
1"	2909C-100	200	0.60
1-1/2"	2909C-150	200	0.85
2"	2909C-200	200	1.20
2-1/2"	2909C-250	200	1.45
3"	2909C-300	200	1.95
4"	2909C-400	200	2.75

UHMW PE HOSE ALSO AVAILABLE IN GREEN COVER

SIZE (ID)	ITEM NUMBER	PSI RATING	LBS / FOOT
1"	2902C-100	200	0.60
1-1/2"	2902C-150	200	0.86
2"	2902C-200	200	1.15
2-1/2"	2902C-250	200	1.45
3"	2902C-300	200	1.80
4"	2902C-400	200	2.85
6"	2902C-600	200	5.60

SAFE TEMPERATURE RATINGS DEPEND ON THE APPLICATION AND CHEMICAL BEING CONVEYED
PSI RATING LISTED IS THE RECOMMENDED MAX OPERATING PRESSURE OF THE BULK HOSE ONLY
HOSE ASSEMBLY WORKING PRESSURE RATING IS DEPENDENT ON THE COUPLING TYPE

1502 – RED EPDM RUBBER

ASSEMBLIES WITH UNIVERSAL COUPLINGS



SIZE (ID)	ITEM NUMBER	COLOR	PSI RATING*
1/2"	1502-50X50R	RED	300
3/4"	1502-75X50R	RED	300
3/4"	1502M-75X50R	RED	200
3/4"	1502-75X50Y	YLW	300
3/4"	1502-75X50B	BLUE	300
1"	1502-1X50R	RED	300
1"	1502M-1X50R	RED	200

* PRESSURE RATING LISTED ABOVE IS THE HOSE RATING ONLY
ASSEMBLIES WITH UNIVERSAL COUPLINGS ARE RATED AT 150 PSI

ASSEMBLIES WITH M NPT BRASS COUPLINGS



SHOWN WITH OPTIONAL
QUICK CONNECT COUPLINGS

HOSE SIZE (ID)	THREAD SIZE (NPT)	ITEM NUMBER
1/4"	1/4"	1502-25X50MM
3/8"	1/4"	1502-38X50-04M
3/8"	3/8"	1502-38X50-06M
1/2"	1/2"	1502-50X50MM

50 FT ASSEMBLIES LISTED - 25 & 100 FT LENGTHS AVAILABLE

ALWAYS USE SAFETY CABLES TO SECURE AIR HOSE

REELS MAY NOT BE CONTINUOUS

BULK HOSE

-40 TO +212 DEG F



ARPM CLASS C OIL RESISTANT TUBE
(OIL MISTED AIR ACCEPTABLE)

PSI RATING IS FOR THE BULK HOSE ONLY
ASSEMBLY PRESSURE VARIES BASED ON
COUPLING AND CLAMP TYPE

SIZE (ID)	ITEM NUMBER	PSI RATING	LBS / FOOT	FT / REEL
1/4"	1502-25	300	0.12	800
3/8"	1502-38	300	0.16	700
1/2"	1502-50	300	0.25	500
5/8"	1502-63	300	0.35	450
3/4"	1502-75	300	0.38	400
1"	1502-100	300	0.52	300
1-1/4"	1502-125	200	0.80	250
1-1/2"	1502-150	200	0.90	200
2"	1502-200	200	1.20	250

200 PSI VERSION AVAILABLE ALL SIZES

1503 – NITRILE OIL RESISTANT RUBBER

-40 TO +212 DEG F

OIL RESISTANT / NON-CONDUCTIVE



SIZE (ID)	ITEM NUMBER	PSI RATING	LBS / FT	SPOOL LGTH
1/4"	1503-25	300	0.12	800'
3/8"	1503-38	300	0.18	650'
1/2"	1503-50	300	0.26	500'
3/4"	1503-75	300	0.40	400'
1"	1503-100	300	0.56	300'

REELS MAY NOT BE CONTINUOUS

*NOT FOR REFINED FUEL APPLICATIONS
INQUIRE FOR FUEL & OIL DELIVERY HOSE*

1509 – PUSH LOCK RUBBER

-40 TO +212 DEG F

OIL RESISTANT / HIGHLY FLEXIBLE



SIZE (ID)	ITEM NUMBER	PSI RATING	LBS / FT	SPOOL LGTH
1/4"	1509_-25	300	0.10	700'
3/8"	1509_-38	300	0.12	700'
1/2"	1509_-50	300	0.16	600'
5/8"	1509_-63	300	0.22	500'
3/4"	1509_-75	300	0.30	400'

AVAILABLE IN BLACK, BLUE,
RED, GREEN & GRAY
REELS MAY NOT BE CONTINUOUS

COMPATIBLE WITH B20*, DIESEL, ETHANOL & GASOLINE
(NOT FOR FUEL DISPENSING APPLICATIONS)
*IN DEDICATED SERVICE

PUSH LOCK HOSE COUPLINGS

NO HOSE CLAMP OR FERRULE IS REQUIRED WHEN ASSEMBLING PUSH LOCK HOSE
WITH THESE SPECIALLY DESIGNED PUSH LOCK COUPLINGS

CUT HOSE STRAIGHT AND PRESS FITTING IN COMPLETELY UP TO YELLOW RING



MALE NPT RIGID & SWIVEL
MALE SAE / JIC THREAD
MALE NPT 90° ELBOW



HOSE TO HOSE MENDER
JUMP SIZES AVAILABLE



FEMALE NPSM SWIVEL
FEMALE NPT RIGID
FEMALE SAE / JIC

GARDEN THREAD M & F NOW AVAILABLE

DO NOT USE A CLAMP WITH THESE FITTINGS, THE SPECIAL SERRATIONS WILL CUT INTO THE HOSE WALL

1803 – WIRE BRAID / BULL AIR

ASSEMBLIES WITH UNIVERSAL QUICK CONNECT COUPLINGS



ASSEMBLIES WITH UNIVERSAL COUPLINGS
ARE RATED FOR 150 PSI

3/4" X 50'	1803-75X50UB
1" X 50'	1803-1X50UB
1-1/2" X 50'	1803-150X50UB
2" X 50'	1803-2X50UB

2-LUG COUPLING DESIGN THROUGH 1" HOSE ID
ASSEMBLIES OVER 1" HAVE 4-LUG COUPLING DESIGN
2-LUG AND 4-LUG COUPLINGS ARE NOT COMPATIBLE
25 & 100 FT LENGTHS ALSO AVAILABLE

ASSEMBLIES WITH MALE NPT & FEMALE GROUND JOINT COUPLINGS



FEMALE GROUND JOINT COUPLING
INCLUDES FEMALE NPT SPUD ADAPTER
DOUBLE SPUD & M NPT SPUD ALSO AVAILABLE

3/4" X 50'	1803-75X50MFGJ
1" X 50'	1803-1X50MFGJ
1-1/2" X 50'	1803-150X50MFGJ
2" X 50'	1803-2X50MFGJ
3" X 50'	1803-3X50MFGJ
4" X 50'	1803-4X50MFGJ

FEMALE GROUND JOINT EACH END = FFGJ
25 & 100 FT LENGTHS ALSO AVAILABLE

ALWAYS USE SAFETY CABLES TO SECURE AIR HOSE

100 FT MAX ROLL LENGTH

BULK HOSE

-25 TO +200 DEG F

SIZE (ID)	ITEM NUMBER	PSI RATING	LBS / FOOT
1/2"	1803-50	600	0.40
3/4"	1803-75	600	0.65
1"	1803-100	600	0.85
1-1/4"	1803-125	600	1.10
1-1/2"	1803-150	600	1.30

SIZE (ID)	ITEM NUMBER	PSI RATING	LBS / FOOT
2"	1803-200	600	1.90
2-1/2"	1803-250	600	2.50
3"	1803-300	600	3.30
4"	1803-400	600	4.75
6"	1803-600	600	6.89

TEXTILE BRAID VERSION (NO WIRE) ALSO AVAILABLE – TYPE 1801

HIGH-TEMP VERSION (+275 DEG F) AVAILABLE IN SELECT SIZES – TYPE 1803H

HIGH PRESSURE HOSE WHIP RESTRAINTS AVAILABLE

PSI RATING LISTED IS THE RECOMMENDED MAX OPERATING PRESSURE OF THE BULK HOSE ONLY
ASSEMBLY PRESSURE WILL VARY BASED ON SIZE AND FITTING TYPE

1522 – BLACK EPDM RUBBER

ASSEMBLIES WITH BRASS MXF GHT COUPLINGS



HOT WATER SERVICE APPROVED
STAYES FLEXIBLE IN COLD WEATHER



CRUSH-PROOF HD BRASS COUPLINGS
CUSTOM CONFIGURATIONS AVAILABLE

MD GRADE HOSE IS 125 PSI WITH
NICKLE PLATED BRASS GHT FITTINGS

5/8" HOSE ASSEMBLIES

5/8" X 25'	1522-63X25GHT
5/8" X 50'	1522-63X50GHT
5/8" X 100'	1522-63X100GHT

3/4" HOSE ASSEMBLIES

3/4" X 25'	1522-75X25GHT
3/4" X 50'	1522-75X50GHT
3/4" X 100'	1522-75X100GHT

1" HOSE ASSEMBLIES

1" X 50'	1522-1X50GHT
1" X 50'	1522-1X50MF

MF = NPSH STRAIGHT THREAD

MD GRADE WATER HOSE

5/8" X 50'	1521-63X50GHT
3/4" X 50'	1521-75X50GHT

REELS MAY NOT BE CONTINUOUS

BULK HOSE

-40 TO +212 DEG F



CUT LENGTHS AVAILABLE

PSI RATING IS FOR THE BULK HOSE ONLY
ASSEMBLY PRESSURE VARIES BASED ON
COUPLING AND CLAMP TYPE

SIZE (ID)	ITEM NUMBER	PSI RATING	LBS / FOOT	FT / REEL
1/4"	1522-25	200	0.10	800
3/8"	1522-38	200	0.16	700
1/2"	1522-50	200	0.22	500
5/8"	1522-63	200	0.26	450
3/4"	1522-75	200	0.34	400
1"	1522-100	200	0.45	300
1-1/4"	1522-125	200	0.78	250
1-1/2"	1522-150	200	0.86	200
2"	1522-200	200	1.20	250

8030 – PRESSURE WASHER ASSEMBLIES



**1-WIRE HOSE
3000 PSI ASSEMBLIES**



**2-WIRE HOSE
6000 PSI ASSEMBLIES**

3/8" X 50'	8030-38X50MMS
3/8" X 100'	8030-38X100MMS

3/8" X 50'	8030-6000X50MMS
3/8" X 100'	8030-6000X100MMS

**OIL RESISTANT NON-SLIP FABRIC IMPRESSION COVER
WIRE BRAID SPECIALLY DESIGNED FOR IMPULSE AND FLEXING**

**ASSEMBLIES INCLUDE 3/8 MALE NPT EACH END (ONE SIDE SWIVEL) WITH BEND RESTRICTORS
CUSTOM LENGTH ASSEMBLIES AND BULK SPOOLS AVAILABLE**

COUPLER (BRASS)

SIZE	PART #	MAX PSI
1/4"	STFC2	5500
3/8"	STFC3	4500
1/2"	STFC4	3500
3/4"	STFC6	3100



QC PLUG

SIZE	PART #	BRASS PSI	STEEL PSI
1/4"	STFP2(B)	3800	5500
3/8"	STFP3(B)	2700	4500
1/2"	STFP4(B)	2200	3500
3/4"	STFP6(B)	1700	3100

ALSO AVAILABLE IN 303 SS (MOST SIZES AND STYLES)

SEWER & DRAIN JETTING HOSE



SIZE (ID)	GREEN	RED	BLACK	ORANGE	BLUE
1/4"	4000#	5000#	-	-	-
3/8"	4000#	5000#	-	-	-
1/2"	4000#	5000#	4000#	-	3000#
5/8"	-	-	4000#	2500#	-
3/4"	-	-	-	2500#	3000#
1"	-	-	-	2500#	3000#

**HOSE WITH POLYURETHANE COVER & HIGH TENSILE SYNTHETIC FIBER BRAID
DESIGNED TO SLIDE EASILY FOR SEWER, DRAIN & LATERAL LINE CLEANING**

**LONG LENGTH ASSEMBLIES • EXTRA SLICK COVER OPTION AVAILABLE
• NOT FOR HOT WATER CLEANING APPLICATIONS**

8702 – STEAM HOSE



**INSPECT, MAINTAIN, & REPLACE
STEAM HOSE ASSEMBLIES REGULARLY**

ASSEMBLIES WITH FEMALE GROUND JOINT COUPLINGS SPUD ADAPTERS NOT INCLUDED

1/2" X 50'	8702-50X50FSGJ
3/4" X 50'	8702-75X50FSGJ
1" X 50'	8702-1X50FSGJ
1-1/4" X 50'	8702-125X50FSGJ
1-1/2" X 50'	8702-150X50FSGJ
2" X 50'	8702-2X50FSGJ

ASSEMBLIES WITH MALE NPT & FEMALE GROUND JOINT COUPLINGS

1/2" X 50'	8702-50X50MFGJ
3/4" X 50'	8702-75X50MFGJ
1" X 50'	8702-1X50MFGJ
1-1/4" X 50'	8702-125X50MFGJ
1-1/2" X 50'	8702-150X50MFGJ
2" X 50'	8702-2X50MFGJ

ASSEMBLIES WITH MALE NPT COUPLING EACH END

1/2" X 50'	8702-50X50MM
3/4" X 50'	8702-75X50MM
1" X 50'	8702-1X50MM
1-1/4" X 50'	8702-125X50MM
1-1/2" X 50'	8702-150X50MM
2" X 50'	8702-2X50MM

ALWAYS USE SAFETY CABLES TO SECURE STEAM HOSE

ASSEMBLIES AVAILABLE IN OTHER LENGTHS AND COUPLING CONFIGURATIONS

100 FT MAX ROLL THROUGH 2"

BULK HOSE

**406 DEG F SATURATED /
450 DEG F SUPER-HEATED**

SIZE (ID)	ITEM NUMBER	PSI RATING	LBS / FOOT
1/2"	8702-50	250	0.50
3/4"	8702-75	250	0.65
1"	8702-100	250	0.85
1-1/4"	8702-125	250	1.20

SIZE (ID)	ITEM NUMBER	PSI RATING	LBS / FOOT
1-1/2"	8702-150	250	1.40
2"	8702-200	250	1.80
3"	8702-300	250	3.20

**FLEXIBLE STAINLESS STEEL HOSE
ASSEMBLIES FOR STEAM USE AVAILABLE**

THE TEMPERATURE OF STEAM WILL INCREASE AS PRESSURE ELEVATES
ALWAYS AVOID KINKS, TWISTS, AND TIGHT BENDS IN INSTALLATION AND SERVICE
ALWAYS DEPRESSURIZE AND DRAIN STEAM HOSE ASSEMBLY WHEN NOT IN SERVICE

WARNING: ONLY USE APPROVED COUPLINGS AND COMPONENTS FOR STEAM SERVICE

5601 – SANDBLAST HOSE



ASSEMBLIES WITH ALUMINUM QUICK-CONNECT EACH END

3/4" X 50'	5601-75X50QC
1" X 50'	5601-1X50QC
1-1/4" X 50'	5601-125X50QC
1-1/2" X 50'	5601-150X50QC

ALSO AVAILABLE WITH THREADED NOZZLE HOLDER

SANDBLAST HOSE COUPLINGS

SHOWN IN ALUMINUM, BRASS COUPLINGS AVAILABLE

SIZE	HOSE QUICK COUPLING	HOSE NOZZLE HOLDER	THREADED QUICK COUPLING
3/4"	ASB75	ANH75	-
1"	ASB100	ANH100	-
1-1/4"	ASB125	ANH125	ASC125
1-1/2"	ASB150	ANH150	ASC150



SANDBLAST COUPLINGS INTERCONNECT BETWEEN ALL SIZES
NOZZLE HOLDER COUPLINGS ARE 1-1/4" FEMALE THREAD

SANDBLAST COUPLINGS DO NOT INTERCHANGE WITH UNIVERSAL AIR COUPLINGS

DISTANCE BETWEEN THE LUGS: (APPROXIMATE)

SANDBLAST: 2.20" - UNIVERSAL 2-LUG: 1.60" - UNIVERSAL 4-LUG: 2.60"

ALWAYS USE SAFETY CABLES TO SECURE SANDBLAST HOSE

100 FT MAX ROLL LENGTH

BULK HOSE

-25 TO +185 DEG F

SIZE (ID)	OUTSIDE DIAMETER	ITEM NUMBER	PSI RATING	LBS / FOOT
1/2"	SEE NOTE	5601-50	150	0.35
3/4"	1.50	5601-75	150	0.66
1"	1.88	5601-100	150	0.80
1-1/4"	2.16	5601-125	150	1.05
1-1/4"*	1.88	5601L-125	150	0.85
1-1/2"	2.38	5601-150	150	1.25
2"*	2.88	5601-200	150	1.45

1/2" DIAMETER SANDBLAST HOSE IS AVAILABLE IN 1", 1-1/16", & 1-1/8" OD
5601L-125 HOSE IS DESIGNED TO BE USED WITH 1" SANDBLAST COUPLINGS
ONLY USE HOSE DESIGNATED FOR SANDBLAST SERVICE AND PROPERLY MATCHED COUPLINGS



5809 – CONCRETE / PLASTER GROUT

ASSEMBLIES WITH FULL-FLOW GROOVED COUPLINGS



1-1/2" X 50'	5809-150X50V
2" X 50'	5809-2X50V

25 FOOT LENGTHS ALSO AVAILABLE

ASSEMBLIES WITH FULL-FLOW HD RAISED COUPLINGS



1-1/2" X 50'	5809-150X50H
2" X 50'	5809-2X50H
2-1/2" X 50'	5809-250X50H
3" X 50'	5809-3X50H
4" X 50'	5809-4X50H

25 FOOT LENGTHS ALSO AVAILABLE

HD SNAP CLAMPS

HOSE SIZE	GROOVED (ORANGE)	HD RAISED (GREEN)
1-1/2"	C15SG	C15SD
2"	C20SG	C20SD
2-1/2"	-	C25SD
3"	-	C30SD



SIZES 3" AND UP ARE ADJUSTABLE

REDUCERS & THREADED ADAPTERS ALSO AVAILABLE

100 FT MAX ROLL LENGTH

BULK HOSE

-40 TO +200 DEG F

SIZE (ID)	ITEM NUMBER	PSI RATING*	BEND RADIUS	LBS / FOOT
1-1/4"	5809-125	800	8"	0.88
1-1/2"	5809-150	800	10"	0.95
2"	5809-200	800	12"	1.50
2-1/2"	5809-250	600	14"	1.75
3"	5809-300	600	15"	2.50
4"	5809-400	600	18"	4.10

WIRE BRAIDED HOSE ASSEMBLIES ALSO AVAILABLE

PSI RATING LISTED IS FOR ASSEMBLED HOSE WITH CRC INSTALLED INTERNAL EXPANSION COUPLINGS
BULK HOSE IS RATED AT 170 BAR BURST, WITH 2:1 WORKING PRESSURE RATING PER ASME B30.27-2009

ADDITIONAL STYLES AND DIAMETERS AVAILABLE - PLEASE INQUIRE



CAM LOCK COUPLINGS

TYPE A

MALE CAM X F NPT



TYPE B

FEMALE CAM X M NPT



TYPE C

FEMALE CAM X HOSE



TYPE D

FEMALE CAM X F NPT



TYPE E

MALE CAM X HOSE



TYPE F

MALE CAM X M NPT



TYPE DC

FEMALE CAP



TYPE DP

MALE PLUG

FOR PART NUMBER, ADD LETTER OF COUPLING TYPE ABOVE INTO CHART BELOW

SIZE	IMPORT ALUMINUM	USA ALUMINUM	IMPORT 316 STAINLESS	IMPORT BRASS	POLY-PROPYLENE
1"	G100- -AL	100- -AL	G100- -SS	G100- -BR	PP__100
1-1/4"	G125- -AL	125- -AL	G125- -SS	G125- -BR	PP__125
1-1/2"	G150- -AL	150- -AL	G150- -SS	G150- -BR	PP__150
2"	G200- -AL	200- -AL	G200- -SS	G200- -BR	PP__200
2-1/2"	G250- AL	250- AL	G250- SS	G250- BR	- NA -
3"	G300- -AL	300- -AL	G300- -SS	G300- -BR	PP__300
4"	G400- -AL	400- -AL	G400- -SS	G400- -BR	PP__400
6"	G600- -AL	600- -AL	G600- -SS	- NA -	- NA -
8"	G800- -AL	800- -AL	G800- -SS	- NA -	- NA -

*POLYPROPYLENE 1-1/4" FITTINGS ARE 1-1/2" INTERCHANGE WITH 1-1/4" THREAD
 USA 316 STAINLESS STEEL, MALLEABLE IRON, HARD-COAT ALUMINUM, NYLON &
 SELECT HIGH PERFORMANCE ALLOYS AVAILABLE BY REQUEST - SELECT SIZES

CAM LOCK COUPLINGS

REDUCERS

FEMALE X MALE

FEMALE SIZE	MALE SIZE	ITEM NUMBER
1-1/2"	2"	1520-DA-AL
2"	1-1/2"	2015-DA-AL
2"	3"	2030-DA-AL
2"	4"	2040-DA-AL
2-1/2"	2"	2520-DA-AL
3"	2"	3020-DA-AL
3"	2-1/2"	3025-DA-AL



FEMALE SIZE	MALE SIZE	ITEM NUMBER
3"	4"	3040-DA-AL
3"	6"	3060-DA-AL
4"	2"	4020-DA-AL
4"	3"	4030-DA-AL
4"	6"	4060-DA-AL
6"	3"	6030-DA-AL
6"	4"	6040-DA-AL

ALSO AVAILABLE IN 316 STAINLESS STEEL (SELECT SIZES)

CAM ADAPTERS



MALE X MALE



FEMALE X FEMALE



FEMALE X MALE

SIZE	ITEM NUMBER
2" X 2"	200-AA-AL
2" X 3"	2030-AA-AL
3" X 3"	300-AA-AL
3" X 4"	3040-AA-AL
4" X 4"	400-AA-AL
4" X 6"	4060-AA-AL
6" X 6"	600-AA-AL

SIZE	ITEM NUMBER
2" X 2"	200-DD-AL
2" X 3"	2030-DD-AL
3" X 3"	300-DD-AL
3" X 4"	3040-DD-AL
4" X 4"	400-DD-AL
4" X 6"	4060-DD-AL
6" X 6"	600-DD-AL

SIZE	ITEM NUMBER
2" 45°	200-DA-45AL
3" 45°	300-DA-45AL
4" 45°	400-DA-45AL
2" 90°	200-DA-90AL
3" 90°	300-DA-90AL
4" 90°	400-DA-90AL
6" 90°	600-DA-90AL

ALSO AVAILABLE IN 316 STAINLESS STEEL (SELECT SIZES)

CAM LOCK GASKETS

SIZE	ITEM NUMBER (NITRILE)
3/4"	75-G-BU
1"	100-G-BU
1-1/4"	125-G-BU
1-1/2"	150-G-BU
2"	200-G-BU



ADDITIONAL MATERIALS AVAILABLE

SIZE	ITEM NUMBER (NITRILE)
2-1/2"	250-G-BU
3"	300-G-BU
4"	400-G-BU
6"	600-G-BU
8"	800-G-BU



CAM LOCK COUPLINGS

150# ANSI PATTERN



FLANGE ADAPTERS

SIZE	MALE CAM	FEMALE CAM
1-1/2"	150-AL-AL	150-DL-AL
2"	200-AL-AL	200-DL-AL
3"	300-AL-AL	300-DL-AL
4"	400-AL-AL	400-DL-AL
6"	600-AL-AL	600-DL-AL
8"	800-AL-AL	800-DL-AL

ALSO AVAILABLE

- REDUCING FLANGES
- TTMA PATTERN FLANGES
- GASKETS, NUTS & BOLTS

ALSO AVAILABLE IN 316 STAINLESS STEEL (SELECT SIZES)

FLANGES

150# ANSI PATTERN

SIZE	LAP JOINT	THREADED
1-1/2"	LJ150	T150
2"	LJ200	T200
2-1/2"	LJ250	T250
3"	LJ300	T300
4"	LJ400	T400



SIZE	LAP JOINT	THREADED
5"	LJ500	T500
6"	LJ600	T600
8"	LJ800	T800
10"	LJ1000	T1000
12"	LJ1200	T1200

ALSO AVAILABLE IN 316 STAINLESS STEEL

HAMMER UNIONS

SIZE	100 SERIES (1000 NSCWP)	206 SERIES (2000 NSCWP)
1-1/2"	-	HU206150
2"	HU100200	HU206200
2-1/2"	HU100250	HU206250
3"	HU100300	HU206300



SIZE	100 SERIES (1000 NSCWP)	206 SERIES (2000 NSCWP)
4"	HU100400	HU206400
6"	HU100600	HU206600
8"	HU100800	HU206800

4K, 6K, AND 10K SERIES AVAILABLE
206 SERIES HAS O-RING SEALS

NSCWP = NON-SHOCK COLD WORKING PRESSURE

WARNING: NEVER MIX COMPONENTS FROM 100 & 206 OR ANY OTHER SERIES

SAFETY BUMPS

PROTECTIVE PLUGS & CAPS WITH A BUILT-IN HANDLE



MALE PLUG

SIZE	MALE PLUG	FEMALE CAP
2"	200SBM	200SBF
3"	300SBM	300SBF
4"	400SBM	400SBF



FEMALE CAP

ALSO AVAILABLE IN ANTI-STATIC (BLACK), FDA GRADE (WHITE), & ALUMINUM
NOT FOR USE UNDER PRESSURE



BALL AND SOCKET COUPLINGS



SIZE	MALE BALL X HOSE	FEMALE SOCKET X HOSE	MALE BALL X MALE NPT **	FEMALE SOCKET X MALE NPT
2"	MC3092	FC3102	MCM3112	FCM3122
3"	MC3093	FC3103	MCM3113	FCM3123
4"	MC3094	FC3104	MCM3114	FCM3124
6"	MC3096	FC3106	MCM3116	FCM3126
8"	MC3098	FC3108	MCM3118	FCM3128
10"	MC21110*	FC21210*	-	-
12"	MC21112*	FC21212*	-	-

****EXTRA LONG VERSION AVAILABLE - THREAD EXTENDS PAST THE LEVER**

*10" & 12" SIZE COUPLINGS HAVE THE LEVER ON THE FEMALE SOCKET SIDE STANDARD IF CONNECTING TO A SYSTEM WHERE THE LEVER IS ON THE MALE SIDE PLEASE INQUIRE



FLANGE ADAPTERS

SIZE	MALE BALL X FLANGE	SOCKET X FLANGE
4"	MC3134	FC3144
6"	MC3136	FC3146
8"	MC3138	FC3148
10"	MC22210	FC22310
12"	MC22212	FC22312



ELBOW ADAPTERS

SIZE	45 DEGREE ELBOW (MXF)	90 DEGREE ELBOW (MXF)
4"	EL3154-45	EL3154-90
6"	EL3156-45	EL3156-90
8"	EL3158-45	EL3158-90
10"	-	EL21510-90*
12"	-	EL21512-90*

REDUCERS, INCREASERS, CAPS, PLUGS & WELD ENDS ALSO AVAILABLE
ALL PARTS SHOWN ON PAGE ARE GALVANIZED STEEL

THREADED HOSE COUPLINGS

PIN-LUG THREADED COUPLINGS ALUMINUM WITH BRASS SWIVEL



HOSE SIZE	FEMALE X HOSE	MALE X HOSE	M & F SET	WASHER
1-1/2"	FAB150	MA150	CAB150	KRW150
1-1/2" (NST)	FAB150N	MA150N	CAB150N	KRW2075
2"	FAB200	MA200	CAB200	KRW200
2-1/2"	FAB250	MA250	CAB250	KRW250
2-1/2" (NST)	FAB250N	MA250N	CAB250N	KRW3075
3"	FAB300	MA300	CAB300	KRW300
4"	FAB400	MA400	CAB400	KRW400
6"	FAB600	MA600	CAB600	KRW600

DESIGNED FOR LOW PRESSURE FLUID SERVICE ONLY - NOT FOR AIR SERVICE
ALSO AVAILABLE IN PLATED STEEL, PLATED IRON, & BRASS

NPSH THREAD (NATIONAL PIPE STRAIGHT HOSE THREAD) SEALS ON THE WASHER
FEMALE NPSH THREAD WILL ACCEPT MALE NPT, MALE NPSH WILL NOT FIT INTO FEMALE NPT
FOR NPT COMPATIBLE COUPLING SETS, USE FEMALE PIN-LUG NPSH AND MALE NPT BELOW

COMBINATION (KC) NIPPLES



HOSE SIZE (I.D.)	NPT NIPPLE PLATED STEEL	NPT NIPPLE 316 STAINLESS STEEL	GROOVED NIPPLE STEEL	FIXED FLANGED NIPPLE* STEEL
3/4"	STC5	RST5	-	-
1"	STC10	RST10	STV10	-
1-1/4"	STC15	RST15	STV15	-
1-1/2"	STC20	RST20	STV20	FST20
2"	STC25	RST25	STV25	FST25
2-1/2"	STC30	RST30	STV30	-
3"	STC35	RST35	STV35	FST35
4"	STC40	RST40	STV40	FST40
6"	STC60	RST60	STV60	FST60
8"	STC80	RST80	STV80	FST80
10"	STC100	-	STV100	FST100
12"	STC120	-	STV120	FST120

DESIGNED FOR LOW PRESSURE FLUID SERVICE ONLY - NOT FOR AIR SERVICE
ALSO AVAILABLE IN ALUMINUM, BRASS, & POLYPROPYLENE (SELECT SIZES)

* FLANGE IS 150# ANSI PATTERN - NIPPLE FOR FLOATING FLANGE AVAILABLE



HOSE CLAMPS

CENTER PUNCH CLAMPS



CLAMP SIZE (ID)	GALV STEEL	STAINLESS STEEL	CASE QTY
1"	F4	FS4	100
1-1/4"	F5	FS5	100
1-1/2"	F6	FS6	100
1-3/4"	F7	FS7	100
2"	F8	FS8	100
2-1/4"	F9	FS9	100
2-1/2"	F10	FS10	50

CLAMP SIZE (ID)	GALV STEEL	STAINLESS STEEL	CASE QTY
3"	F12	FS12	50
3-1/2"	F14	FS14	50
4"	F16	FS16	25
4-1/2"	F18	FS18	25
5"	F20	FS20	25
6"	F24	FS24	25
7"	F28	FS28	25

ADDITIONAL SIZES & STYLES AVAILABLE, PLEASE INQUIRE

BULK BAND & BUCKLE

WIDTH	201 SS STRAPING	GALV STEEL STRAPING	201 SS BUCKLES	GALV STEEL BUCKLES
1/2"	SS500	SG500	CS500	CG500
5/8"	SS625	SG625	CS625	CG625
3/4"	SS750	SG750	CS750	CG750



TOOL TYPE	ITEM NUMBER
CENTER PUNCH	F1
BAND / BUCKLE	51960



ADDITIONAL CLAMP TYPES



T-BOLT

SMOOTH INTERIOR SURFACE
WIDE RANGE OF SIZES



SPIRAL BOLT

FITS CORRUGATED PVC HOSE
RIGHT & LEFT HAND SPIRAL OFFERED



WORM GEAR

WIDEST RANGE OF STYLES & SIZES
ECONOMICAL & LIGHT WEIGHT

WHEN INSTALLING MULTIPLE CLAMPS PER HOSE END, ROTATE EACH CLAMP TO OFFSET THE BUCKLE / BOLT
MULTIPLE CLAMPS PER END RECOMMENDED FOR LARGE DIAMETER OR HIGHER PRESSURE APPLICATIONS

CONTACT US FOR CLAMP & PRESSURE RECOMMENDATIONS AND INSTALLATION INSTRUCTIONS



HOSE CLAMPS

BOLT CLAMPS FOR UNIVERSAL COUPLINGS

DOUBLE BOLT, SMALL DIAMETER, LIGHTER DUTY DESIGN



HOSE SIZE (ID)	HOSE (OD) RANGE	ITEM NUMBER	REC TORQUE
1/2"	1.00 - 1.18	A4	6
3/4"	1.125 - 1.31	A9	6
3/4" & 1"	1.31 - 1.50	A10	21
1"	1.50 - 1.81	A14	21

INTERLOCKING MULTI-BOLT CLAMPS

COMPATIBLE WITH UNIVERSAL, GROUND JOINT, & OTHER INTERLOCK COUPLINGS

HOSE SIZE (ID)	HOSE (OD) RANGE	ITEM NUMBER	REC TORQUE
1/2"	0.82 - 0.94	DD	6
3/4"	1.16 - 1.31	BU9	21
1"	1.41 - 1.56	156	21
1"	1.53 - 1.71	BU14	21
1-1/4"	1.50 - 1.78	BU18	40
1-1/4"	1.69 - 1.87	187	21
1-1/2"	2.00 - 2.21	B22	40

HOSE SIZE (ID)	HOSE (OD) RANGE	ITEM NUMBER	REC TORQUE
2"	2.35 - 2.54	BU28	60
2"	2.60 - 2.78	BU29	60
2-1/2"	3.09 - 3.43	BU34	60
3"	3.50 - 3.93	BU35	150
3"	3.81 - 4.06	B35	150
4"	4.62 - 5.00	B45	150

NUMBER OF BOLTS VARIES BY CLAMP DIAMETER

ADDITIONAL SIZES, BRASS, & STAINLESS STEEL CLAMPS ALSO AVAILABLE

BOLTS SUPPLIED WITH INTERLOCKING CLAMPS ARE DESIGNED TO BEND DURING INSTALLATION
IT IS NOT RECOMMENDED TO RE-USE THESE BOLTS, OR TO USE OTHER TYPES OF BOLTS
CONTACT US FOR REPLACEMENT BOLTS • DO NOT LUBRICATE WHEN INSTALLING

DOUBLE BOLT IRON CLAMPS

HOSE (OD) RANGE	ITEM NUMBER	REC TORQUE
2.31 - 2.62	DL32	40
2.50 - 2.75	DL275	40
3.06 - 3.37	DL328	60
3.25 - 3.50	DL350	60
3.50 - 3.80	DB400	40
4.25 - 4.92	DB525	60
4.50 - 5.25	DB550	60
5.95 - 6.50	DB675	60



RE-TORQUE BOLTS
REGULARLY

HOSE (OD) RANGE	ITEM NUMBER	REC TORQUE
6.50 - 7.55	DB769	60
7.70 - 8.19	DB818	125
8.25 - 8.88	DB875	125
8.95 - 9.88	DB988	125
9.95 - 11.38	DB1125	125
11.19 - 13	DB1275	125
12.19 - 14	DB1360	200
13.19 - 15	DB1450	200

HOSE DIAMETER MAY EXPAND AFTER COUPLING INSTALLATION

WHEN INSTALLING MULTIPLE CLAMPS PER HOSE END, ROTATE EACH CLAMP TO OFFSET THE BUCKLE / BOLT
MULTIPLE CLAMPS PER END RECOMMENDED FOR LARGE DIAMETER OR HIGHER PRESSURE APPLICATIONS

CONTACT US FOR CLAMP & PRESSURE RECOMMENDATIONS AND INSTALLATION INSTRUCTIONS



HYDRANT ADAPTERS



**PIN LUG TYPE
BRASS**



**HEX NUT TYPE
BRASS**



**ROCKER LUG TYPE
ALUMINUM**

SELECT SIZE & THREAD TYPE:

FEMALE SIZE	FEMALE THREAD	MALE SIZE	MALE THREAD
3/4"	GHT	1"	NPT
1-1/2"	NST	3/4"	GHT
1-1/2"	NST	3/4"	NPT
1-1/2"	NST	1-1/2"	NPT
1-1/2"	NPT	1-1/2"	NST
2"	NPSH	1-1/2"	NST
2"	NPSH	2-1/2"	NST
2"	NPT	1-1/2"	NST
2"	NPT	2-1/2"	NST
2-1/2"	NST	3/4"	GHT
2-1/2"	NST	1-1/2"	NPT
2-1/2"	NST	1-1/2"	NST
2-1/2"	NST	2"	NPT
2-1/2"	NST	3"	NPT
3"	NPSH	2-1/2"	NST
3"	NPT	2-1/2"	NST
4-1/2"	NST	2-1/2"	NST

SELECT MATERIAL & STYLE:

BRASS PIN-LUG	BRASS HEX NUT	ALUMINUM ROCKER-LUG
- NA -	FM7610T	N37-07G10T
HA1576	- NA -	N37-15F07G
HA1575T	- NA -	N37-15F07T
HA1515T	FM15F15T	N37-15F15T
HA15T15F	FM1515F	N37-15T15F
HA20S15F	FM20S15F	N37-20S15F
HA20S25F	FM20S25F	N37-20S25F
- NA -	FM2015F	N37-20T15F
HA20T25F	FM2025F	N37-20T25F
HA2576	- NA -	N37-25F07G
HA2515T	FM25F15T	N37-25F15T
HA2515F	FM25F15F	N37-25F15F
HA2520T	FM25F20T	N37-25F20T
HA2530T	FM25F30T	N37-25F30T
HA30S25F	FM30S25F	N37-30S25F
- NA -	FM3025F	N37-30T25F
HA4525F	- NA -	- NA -

NST / NH ARE BOTH NAMES FOR THE SAME FIRE THREAD (MUNICIPAL / SPECIAL FIRE THREAD AVAILABLE)
NPSH / IPT ARE BOTH NAMES FOR THE SAME STRAIGHT PIPE THREAD (FEMALE COMPATIBLE WITH M NPT)

ADDITIONAL STYLES AVAILABLE INCLUDING:

SWIVEL ADAPTERS • STORZ COUPLINGS • FXF & MXM ADAPTERS • LONG-HANDLE ADAPTERS

HYDRANT WRENCHES



AHW



189

TOOL TYPE	ITEM NUMBER
HEAVY DUTY ADJ	189
STANDARD ADJ	AHW



PARTS & ACCESSORIES

ADJUSTABLE FOG NOZZLES



**TWIST TO ADJUST
SPRAY PATTERN**

SIZE	THREAD TYPE	POLY / STEEL STEM	POLY / BRASS STEM	ALL BRASS
3/4"	GHT	CFB75GHT	FNB75GHT	BFN75GHT
3/4"	NPSH	-	FNB75S	BFN75
1"	NPSH	CFB100S	FNB100S*	BFN100
1-1/2"	NST	CFB150NST*	FNB150NST	BFN150NST
1-1/2"	NPSH	CFB150S*	FNB150S	BFN150
2"	NPSH	CFB200S	-	-
2-1/2"	NST	CFB250NST	-	BFN250NST

***HIGH FLOW VERSION ALSO AVAILABLE IN THESE SIZES**

BRASS BALL VALVES



FULL PORT - ALL SIZES

SIZE	ITEM #	SIZE	ITEM #	SIZE	ITEM #
1/4"	FBVG25	1-1/4"	FBVG125	2-1/2"	FBV250
3/8"	FBVG38	1-1/2"	FBVG150	3"	FBV300
1/2"	FBVG50	2"	FBVG200	4"	FBV400
3/4"	FBVG75				
1"	FBVG100				

AVAILABLE IN 316SS & LEAD-FREE BRASS

**LEAD-FREE BRASS IS REQUIRED FOR
DRINKING WATER APPLICATIONS**

SUCTION STRAINERS

ROUND HOLE



SQUARE HOLE



TOP SKIMMER



BOTTOM SKIMMER



NPT SIZE	ROUND HOLE	SQUARE HOLE	TOP HOLE SKIMMER	BOTTOM HOLE SKIMMER	303 SS ROUND HOLE
1-1/2"	RHS20	SHS20	DST20	DSB20	RRHS20
2"	RHS25	SHS25	DST25	DSB25	RRHS25
2-1/2"	RHS30	SHS30	-	-	RRHS30
3"	RHS35	SHS35	DST35	DSB35	RRHS35
4"	RHS40	SHS40	-	-	RRHS40
6"	RHS60	SHS60	-	-	RRHS60
8"	RHS80	SHS80	-	-	RRHS80

ALTERNATE HOLE DIAMETERS AVAILABLE IN SELECT STYLES

UNIVERSAL COUPLINGS

NOT FOR STEAM SERVICE
150 MAX PSI



UNIVERSAL X F NPT

SIZE (ID)	MAL IRON (USA)	STEEL (IMPRT)	316 SS (USA)	BRASS (IMPRT)
1/4"	AMC1	GAMC1	-	ABC1
3/8"	AMC	GAMC	RAMC	ABC
1/2"	AM3	GAM3	RAM3	AB3
3/4"	AM8	GAM8	RAM8	AB8
1"	AM13	GAM13	RAM13	AB13
1-1/4"	AM18	GAM18	-	AB18
1-1/2"	AM23	GAM23	-	AB23
2"	AM28	GAM28	-	AB28



UNIVERSAL X M NPT

SIZE (ID)	MAL IRON (USA)	STEEL (IMPRT)	316 SS (USA)	BRASS (IMPRT)
1/4"	AMB1	GAMB1	-	ABB1
3/8"	AMB	GAMB	RAMB	ABB
1/2"	AM2	GAM2	RAM2	AB2
3/4"	AM7	GAM7	RAM7	AB7
1"	AM12	GAM12	RAM12	AB12



UNIVERSAL X HOSE

SIZE (ID)	MAL IRON (USA)	STEEL (IMPRT)	316 SS (USA)	BRASS (IMPRT)
3/8"	AMH	GAMH	RAMH	ABH
1/2"	AM1	GAM1	RAM1	AB1
3/4"	AM6	GAM6	RAM6	AB6
1"	AM11	GAM11	RAM11	AB11
1-1/4"	AM16	GAM16	-	AB16
1-1/2"	AM21	GAM21	-	AB21
2"	AM26	GAM26	-	AB26

SEE CLAMP SECTION FOR BOLTED INTERLOCK CLAMPS



4-LUG DESIGN (1-1/4" - 2" SIZES)

NOT INTERCHANGEABLE WITH 2-LUG COUPLINGS

2-LUG GASKET (50 PK)	2-LUG OIL RES GSKT (50 PK)	4-LUG GASKET (EACH)	SAFETY CLIP (25 PK)
AWR4	AWS6	AWR14	AC1

2-LUG TRIPLE CONNECT & BLANK END CAP ALSO AVAILABLE

SWIVEL COUPLINGS AVAILABLE IN 3/4 INCH

ALWAYS USE SAFETY CLIPS (INCLUDED WITH EACH)



AIR HOSE ACCESSORIES

HOSE SAFETY WHIP CHECK CABLES

DESIGNED FOR 200 PSI AIR HOSE SERVICE



HOSE (ID) RANGE	CABLE DIAMETER	CABLE LENGTH	WIRE MATERIAL	HOSE - HOSE TYPE	HOSE - TOOL TYPE
1/2" - 1-1/4"	1/8"	20.25"	GALV. STEEL	WB1	WSR1
1/2" - 2"	3/16"	28"	GALV. STEEL	WB3	WSR2
1-1/2" - 3"	1/4"	38"	GALV. STEEL	WA2	WSR3
4"	3/8"	44"	GALV. STEEL	WA4	WSR4
1/2" - 1-1/4"	1/8"	20.25"	304 STAINLESS	WB1SS	WSR1SS
1-1/2" - 3"	1/4"	38"	304 STAINLESS	WA2SS	WSR2SS

HOSE TO TOOL TYPE HAS ONE SPRING LOOP END AND ONE WIDE ADJUSTABLE LOOP END

CABLES MUST BE INSTALLED FULLY EXTENDED ACROSS THE HOSE WITH NO SLACK
INSTALLATION WITH THE CABLE LOOP CLOSE TO THE HOSE COUPLING GREATLY INCREASES
THE CHANCE THAT THE PRESSURIZED HOSE MAY BREAK FREE FROM THE RESTRAINT

AIR SAFETY CHECK VALVES

250 MAX PSI • BRASS WITH STAINLESS INTERNAL SPRING
NOT FOR APPLICATIONS WHERE 100% AVAILABLE AIR IS REQUIRED



NPT & HOSE (ID)	CUT OFF RATE (SCFM @ 90PSI)	ITEM NUMBER
3/8"	39 - 47	SCVM3
3/8"	52 - 65	SCVS3
1/2"	70 - 78	SCVM4
1/2"	80 - 96	SCVS4
3/4"	72 - 88	SCVL6
3/4"	92-108	SCVM6

NPT & HOSE (ID)	CUT OFF RATE (SCFM @ 90PSI)	ITEM NUMBER
3/4"	112 - 128	SCVR6
3/4"	132 - 148	SCVJ6
3/4"	160 - 180	SCVS6
3/4"	180 - 200	SCVH6
1"	165 - 195	SCVL8
1"	220 - 260	SCVM8

NPT & HOSE (ID)	CUT OFF RATE (SCFM @ 90PSI)	ITEM NUMBER
1"	280 - 320	SCVS8
1"	310 - 340	SCVH8
1-1/2"	300 - 360	SCVL12
1-1/2"	470 - 530	SCVM12
1-1/2"	640 - 720	SCVS12
1-1/2"	750 - 830	SCVH12

ADDITIONAL SIZES AVAILABLE, PLEASE INQUIRE

IN-LINE OIL LUBRICATORS



ADJUSTABLE FLOW

NPT SIZE	OIL CAPACITY	AIR FLOW (@ 70 PCS)	MAX PSI (@ 70 DEG F)	ITEM NUMBER
1/2"	1.4 FL OZ	30 SCFM	500 PSI	PL300
3/4"	3.7 FL OZ	70 SCFM	200 PSI	PL400
3/4"	11 FL OZ	70 SCFM	300 PSI	PL400L
1"	16 FL OZ	100 SCFM	250 PSI	PL500

INSTALL WITHIN 25 FEET OF THE TOOL • DO NOT USE OIL ADDITIVES
BASE FRAME AVAILABLE TO KEEP UNIT UPRIGHT DURING USE



AIR HOSE ACCESSORIES

SLEEVE RETRACTABLE QUICK COUPLINGS



P-SERIES
(THOR COMPATIBLE)



N-SERIES
(BOWES COMPATIBLE)

- RETRACTABLE SLEEVE REDUCES THE RISK OF ACCIDENTAL DISCONNECTION DURING USE
- ALLOWS FOR HIGHER PSI RATING THAN UNIVERSAL COUPLINGS (WHEN PERMANENTLY ATTACHED TO HOSE)
- AVAILABLE IN PLATED STEEL, BRASS, & 303 STAINLESS STEEL, 3/8" – 1" (HEAD IS INTERCHANGEABLE)

THE INSTALLATION OF A SHORT WHIP-HOSE IS RECOMMENDED TO MOVE THE QUICK COUPLING AWAY FROM THE TOOL INLET - THIS WILL PREVENT THREAD DAMAGE & IMPROVE AIR FLOW
PLEASE INQUIRE FOR A VARIETY OF CUSTOM WHIP HOSE CONFIGURATIONS

AIR FILTERS, REGULATORS & LUBRICATORS



FILTER ELEMENT – 5 MICRON

GUAGE – 0-160 PSI (5# GRAD)

NPT SIZE	FLOW (SCFM)	OIL BOWL CAPACITY	AUTOMATIC DRAIN METAL BOWL	MANUAL DRAIN METAL BOWL
3/8"	160	4 oz.	C18-03AMB	C18-03MMB
3/8"	150	6 oz.	C28-03AMB	C28-03MMB
1/2"	128	10 oz.	C26-04AMB	C26-04MMB
1/2"	175	6 oz.	C28-04AMB	C28-04MMB
3/4"	175	6 oz.	C28-06AMB	C28-06MMB
3/4"	374	26 oz.	C31-06AMB	C31-06MMB

ALSO AVAILABLE WITH TRANSPARENT BOWL WITH GUARD

ADDITIONAL SIZES, INDIVIDUAL COMPONENTS, & REPLACEMENT PARTS AVAILABLE

QUICK CONNECT COUPLINGS - INDUSTRIAL INTERCHANGE



**ADDITIONAL SIZES
& INTERCHANGES
AVAILABLE**

COUPLER SIZE	THREAD SIZE	SOCKET X F NPT	SOCKET X M NPT	PLUG X F NPT	PLUG X M NPT
1/4"	1/4"	2FF2-B	2FM2-B	D2F2	D2M2
1/4"	3/8"	2FF3	2FM3	D2F3	D2M3
3/8"	3/8"	3FF3	3FM3	D3F3	D3M3
3/8"	1/2"	3FF4	3FM4	D3F4	D3M4
1/2"	3/8"	4FF3	4FM3	D4F3	D4M4
1/2"	1/2"	4FF4	4FM4	D4F4	D4M4
3/4"	3/4"	6DF6-B*	6DM6-B*	D6F6	D6M6

*-B = BRASS BODY W/ STEEL SLEEVE – 3/4 SOCKET IS AUTO CONNECT



SAFETY RESTRAINTS

HOSE WHIP STOP RESTRAINTS



HOSE ID	ITEM NUMBER	HOSE OD RANGE	MAX PSI FLUID	MAX PSI AIR / GAS
3/8"	8-14W/S	0.31" - 0.50"	25,000	12,000
1/2"	14-20W/S	0.51" - 0.75"	14,000	7,000
7/8"	20-30W/S	0.76" - 1.12"	6,500	3,400
1"	30-40W/S	1.13" - 1.50"	8,500	4,200
1-1/4"	40-50W/S	1.51" - 1.87"	5,400	2,700
1-1/2"	50-60W/S	1.88" - 2.37"	6,000	3,000
2"	60-70W/S	2.38" - 2.75"	3,300	1,650
2-1/2"	70-85W/S	2.76" - 3.50"	2,100	1,000
3"	85-100W/S	3.38" - 3.87"	2,400	1,200
3-1/2"	100-120W/S	3.87" - 4.75"	1,800	900
4"	120-140W/S	4.76" - 5.50"	1,500	750
6"	140-180W/S	5.51" - 7.00"	700	350


**REDUCES THE DANGER OF
HIGH PRESSURE BLOW OUTS**

**SECURES HOSE DIRECTLY TO
EQUIPMENT OR PIPE SYSTEMS**

**CAN BE CUSTOM DESIGNED
TO SUITE MANY APPLICATIONS**

HOBBLE CLAMP (SHOWN IN RED) IS NOT INCLUDED AND CAN BE ORDERED IN A VARIETY OF SIZES

NYLON HOSE RESTRAINTS



ITEM NUMBER	HOSE ID RANGE*	LENGTH**
HRNC118	1/4" - 1"	18"
HRNC124	1/4" - 1"	24"
HRNC130	1/4" - 1"	30"
HRNC136	1/4" - 1"	36"
HRNC156	1-1/2" - 4"	36"
HRNC180	3" - 6"	36"

ITEM NUMBER	HOSE ID RANGE*	LENGTH**
HRNC218	1/4" - 1"	18"
HRNC224	1/4" - 1"	24"
HRNC236	1-1/2" - 3"	36"
HRNC248	1" - 4"	48"
HRNC260	2-1/2" - 6"	60"

3 AND 4 PLY VERSIONS AVAILABLE

***LENGTH IS LOOP TO LOOP CENTER, AT MEDIAN HOSE DIAMETER IN THE RANGE**

HOSE MAXIMUM OPERATING PSI

HOSE ID:	1 PLY AIR / GAS	2 PLY AIR / GAS
1/4"	26,000	40,000
3/8"	12,000	15,000
1/2"	6,500	13,000
3/4"	3,000	6,000
1"	1,700	3,350
1-1/2"	750	1,500

HOSE ID:	1 PLY AIR / GAS	2 PLY AIR / GAS
2"	725	825
2-1/2"	450	535
3"	325	375
4"	175	200
5"	100	125
6"	75	85

**USE WILL REDUCE BUT
NOT ELIMINATE
RISK OF INJURY**

DO NOT USE FOR LIFTING

**IN OUTDOOR SERVICE:
REPLACE EVERY 2 YEARS**

**DOUBLE WRAP SIZES THROUGH 1-1/4" TO ACHIEVE MAX PRESSURE RATING
REFER TO INSTALLATION VIDEO AT CAPITALRUBBERCORP.COM**

HOSE ASSEMBLY TYPES



FERRULE CRIMPED ASSEMBLIES

- FERRULE & COUPLING INTERLOCK FOR EXTRA SHANK RETENTION
- DESIGNED FOR HIGHER PRESSURE & STRENUOUS APPLICATIONS
- AVAILABLE IN A VARIETY OF COUPLING STYLES AND MATERIALS
- SLEEK LOW-PROFILE DESIGN WITH NO CLAMP BUCKLE



SLEEVE CRIMPED ASSEMBLIES

- SIMILAR TO A FERRULE BUT WITHOUT THE INTERLOCK DESIGN
- OFFERS CRIMP BENEFITS WITH VIRTUALLY ANY COUPLING TYPE
- EXCELLENT FOR SUCTION AND LOWER PRESSURE APPLICATIONS
- SLEEK LOW-PROFILE DESIGN WITH NO CLAMP BUCKLE



BAND CLAMPED ASSEMBLIES

- ECONOMICAL, LOW COST, GENERAL PURPOSE ASSEMBLY OPTION
- DESIGNED FOR EASY INSTALLATION OF MOST ANY COUPLING TYPE
- EXCELLENT FOR SUCTION AND LOWER PRESSURE APPLICATIONS
- EASILY REMOVE AND RE-USE BAND CLAMPED HOSE COUPLINGS

INTERNAL EXPANSION ASSEMBLIES

- COUPLING IS EXPANDED OUT AGAINST THE FERRULE
- OFFERS FULL FLOW FOR THICK MATERIAL PUMPING
- PERMANENTLY ATTACHED FOR HIGH SHANK RETENTION

ASSEMBLIES SHOWN IN THIS CATALOG ARE BAND CLAMPED UNLESS NOTED

INQUIRE FOR UPGRADED COUPLING MATERIAL OR ATTACHMENT TYPE

Hose assembly working pressure ratings are dependent on the coupling type, the installation method, and the application / operating conditions. A hose assembly should never be used at a pressure that is higher than its lowest rated component including the attachment method pressure rating.

It is imperative that all personnel involved in the purchase and use of a hose be notified that the working pressure rating marked on the hose may not apply to the specific assembly.

Contact Capital Rubber to determine the hose assembly working pressure rating or to design a hose assembly that is safe for a specific application. Refer to the below chart to see how elevated temperature can significantly decrease a hose assembly's pressure capability.

Capital Rubber can also supply flexible metal hose assemblies for high temperature applications

WORKING PRESSURE DE-RATING MULTIPLIERS FOR ELEVATED TEMPERATURE

MULTIPLY HOSE ASSEMBLY WORKING PRESSURE X BELOW MULTIPLIER


HOSE MATERIAL	70° F	90° F	150° F	200° F	250° F	300° F	350° F	400° F
PVC	1.00	0.82	0.30	-	-	-	-	-
RUBBER	1.00	0.91	0.64	0.42	0.20	-	-	-
STEAM HOSE*	1.00	0.95	0.81	0.68	0.56	0.44	0.32	0.20

STEAM HOSE & ALL COMPONENTS MUST BE APPROVED FOR STEAM SERVICE

ASSEMBLY TEMPERATURE INCLUDES INTERNAL TEMPERATURE & OPERATING CONDITIONS

- ADDITIONAL PRODUCT LINES -

- CAR WASH VACUUM HOSE
- FOOD & BEVERAGE TUBING
- INSULATION BLOWER HOSE
- OXYGEN / ACETYLENE HOSE
- SILICONE HOSE & TUBING
- CARPET CLEANER HOSE
- HYDRAULIC ASSEMBLIES
- LAWN & LEAF DUCT HOSE
- PTFE LINED CHEMICAL HOSE
- URETHANE DUCT HOSE
- BREAKAWAY COUPLINGS
- FUEL DISPENSING NOZZLES
- HYDRANT GATE VALVES
- IN-LINE SWIVEL JOINTS
- FLEXIBLE METAL HOSE
- HOT TAR & ASPHALT HOSE
- LPG / NATURAL GAS HOSE
- SEWER / DRAIN JETTING HOSE
- VENTILATION BLOWER HOSE
- DRY-DISCONNECT COUPLINGS
- HOSE REELS (RETRACTABLE)
- HYDRAULIC QUICK CONNECTS
- PRESSURE WASHER NOZZLES



- NOTES & QUOTES -

The assemblies and products produced or distributed by Capital Rubber Corporation are warranted to our customers to be free from defect in material and workmanship at the time of shipment. All warranty claims shall be made within 90 days after the shipment has departed our facility. All liability hereunder is limited to the purchase price of the materials proved defective, or their replacement, and will not in any event include special, incidental, or consequential damages, including loss of time or profit.


Capital Rubber Corporation makes no claims as to the suitability of our products for a specific application or installation. It is solely the user's responsibility to test and research the suitability of all materials selected prior to use. The safe timespan of use for all products is dependent on the unique application conditions. Capital Rubber Corporation makes no warranty of timespan of use for any products sold or offered for sale.

Disclaimer of warranty: This warranty comprises the sole and entire warranty pertaining to all of the products and services provided hereunder. Seller disclaims all other warranties expressed or implied, including merchantability and fitness for a particular use.

Inspect all freight for damage and for total count at time of arrival and before signing the freight bill or electronic ledger. Freight damage or shortage cannot be guaranteed to be replaced if it is not documented at the time of delivery. Notify the delivery person and our staff immediately if the packaging appears to have been opened, repackaged, or does not include all packages as stated.

Inspect all hose assemblies, couplings, and safety devices prior to installation and prior to each use.

Do not store rubber and plastic materials in direct sunlight, hang, or tightly coil. Any additional stress or heat can reduce their lifespan. Enact first in-first out practices to rotate inventory regularly.






**CLEAR PVC TUBING
BRAIDED PVC TUBING
POLYURETHANE TUBING**

WIDE VARIETY OF STYLES & SIZES

**SEWER CLEANING HOSE ASSEMBLIES
DRAIN JETTING HOSE ASSEMBLIES**

- 2500 TO 5000 PSI -

DISTRIBUTED BY:



LIGHTWEIGHT DUCT HOSE FOR:

***VAPOR RECOVERY
INSULATION BLOWING
LEAF AND MULCH BLOWING
VENTILATION AND HEATERS***



CAPITAL RUBBER CORP

(630) 595-6644 (630) 595-1411 FAX

(800) 258-3000

WWW.CAPITALRUBBERCORP.COM

